

MİMARİ KATALOG

ARCHITECTURAL CATALOGUE

Aluminyum Kapı Pencere ve Giydirme Cephe Sistemleri
Aluminium Window Doors and Facade Systems



THE RIGHT HIGH QUALITY
MATERIAL TAKES YOU
TO PERFECTION

**İYİ VE DOĞRU
MALZEME SİZİ
MÜKEMMELLİĞE
TAİR**

WWW.ALUSYSTEM.COM.TR

İYİ VE DOĞRU MALZEME SİZİ MÜKEMMELLİĞE TAŞIR



1981 yılından bu yana Alusystem markalı Alüminyum Profil üretimi gerçekleştiren Özeren Alüminyum Osman Özeren tarafından Hatay'ın Dörtyol İlçesinde kurulmuştur.

Her daim güncel ve modern teknolojiye sahip üretim tesislerimiz Ekstrüzyon Pres Hattı, Eloksal Hattı, Yatay Elektrostatik Toz Boya Hattı, Isı Bariyer Montaj Hattı, Kalite Kontrol ve Malzeme Test Bölümü, Paketleme ve Sevkiyat Bölümüne sahiptir. İki adet 1100 tonluk ekstrüzyon pres hattı olup, yıllık üretim kapasitesi 7200 ton dur.

Özeren Alüminyum sektördeki 40 yıllık tecrübesi ile müşterilerinin tüm ihtiyaçlarını en iyi ve en kaliteli şekilde karşılamak için , konusunda uzman ve tecrübeli pazarlama ekibi ile görev yapmaktadır. Alusystem ailesi müşterilerinin; ürün kalitesi ve performans beklentilerini yenilikçi anlayışla sürekli geliştirerek , müşteri memnuniyetini arttırmayı ilke edinmiştir.

7200 ton kapasiteli alüminyum ekstrüzyon profil hattı,
3.000 ton kapasiteli eloksal yüzey kaplama hattı ,
3.000 ton kapasiteli elektrostatik toz boyama hattına sahiptir.



THE RIGHT HIGH QUALITY MATERIAL TAKES YOU TO PERFECTION



Since 1981, Özeren Aluminum, producing Aluminum Profiles under the Alusystem brand, was established by Osman Özeren in Dörtyol District of Hatay.

Our production facilities, equipped with state-of-the-art and modern technology at all times, consist of Extrusion Press Line, Anodizing Line, Horizontal Electrostatic Powder Coating Line, Thermal Break Assembly Line, Quality Control and Material Testing Department, Packaging and Shipping Department. There are two extrusion press lines with a capacity of 1100 tons each, with an annual production capacity of 7200 tons.

With 40 years of experience in the aluminum sector, Özeren Aluminum operates with its expert and experienced marketing team to meet all the needs of its customers in the best and highest quality manner.

The Alusystem family, committed to continuously improving customer satisfaction by innovatively meeting the product quality and performance expectations of its customers, has:

- A 7200-ton capacity aluminum extrusion profile line,
- A 3000-ton capacity anodizing surface coating line, and
- A 3000-ton capacity electrostatic powder coating line.

ALUSYSTEMS

Aluminyum Kapı Pencere ve Giydirme Cephe Sistemleri
Aluminium Window Doors and Facade Systems



İÇİNDEKİLER CONTENTS

Sayfa
Page
— 07-34
Konu
Subject

STANDART
KUTU - KÖŞEBENT
Profilleri
Profiles

Sayfa
Page
— 35-48
Konu
Subject

ALDOKS
Profilleri
Profiles

Sayfa
Page
— 49-56
Konu
Subject

ALS 60
Profilleri
Profiles

Sayfa
Page
— 57-108
Konu
Subject

SW 55
Profilleri
Profiles

Sayfa
Page
— 109-158
Konu
Subject

SWT 55
Profilleri
Profiles

Sayfa
Page
— 159-208
Konu
Subject

SWT 64
Profilleri
Profiles

Sayfa
Page
— 209-216
Konu
Subject

SÜRME
Profilleri
Profiles

Sayfa
Page
— 217-250
Konu
Subject

CAM BALKON
Profilleri
Profiles

İÇİNDEKİLER CONTENTS

Sayfa
Page
— 251-266

Konu
Subject

KÜPEŞTE

Profilleri
Profiles

Sayfa
Page
— 267-280

Konu
Subject

PERVAZLI KAPI

Profilleri
Profiles

Sayfa
Page
— 281-288

Konu
Subject

DUŞAKABİN

Profilleri
Profiles

Sayfa
Page
— 289-300

Konu
Subject

MOBİLYA

Profilleri
Profiles

Sayfa
Page
— 301-306

Konu
Subject

SİNEKLİK

Profilleri
Profiles

Sayfa
Page
— 308-316

Konu
Subject

KEPENK

Profilleri
Profiles

Sayfa
Page
— 317-338

Konu

SANAYİ

Profilleri
Profiles

Sayfa
Page
— 339-346

Konu
Subject

SERTİFİKA

Profilleri
Profiles



07-34

STANDART

ALUSYSTEMS

Aluminyum Kapı Pencere ve Giydirme Cephe Sistemleri
Aluminium Window Doors and Facade Systems



MİMARİ KATALOG

ARCHITECTURAL CATALOGUE

Aluminyum Kapı Pencere ve Giydirme Cephe Sistemleri
Aluminium Window Doors and Facade Systems




ALUSYSTEMS
Profil Detayları

ALUSYSTEMS
Profile Details

STANDART

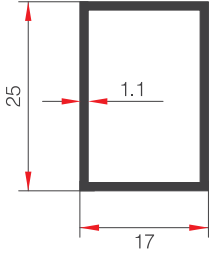
KUTU PROFİLLERİ
BOX PROFILES



ALUSYSTEMS

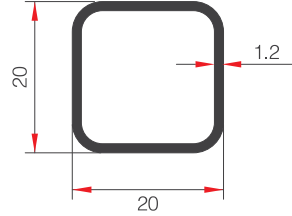
Aluminyum Kapı Pencere ve Giydirmce Cephe Sistemleri
Aluminium Window Doors and Facade Systems





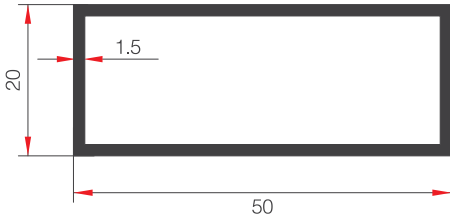
20145

AĞIRLIK (kg/m) / WEIGHT
237



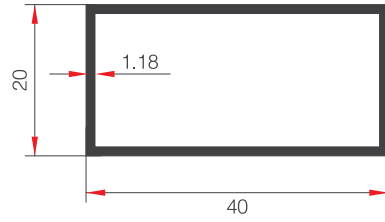
20063

AĞIRLIK (kg/m) / WEIGHT
225



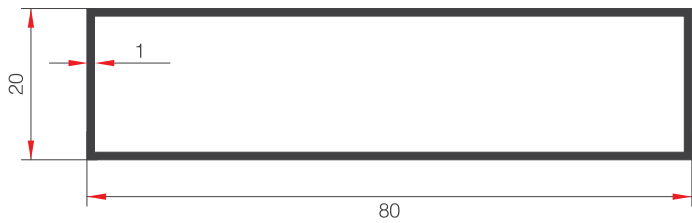
6594

AĞIRLIK (kg/m) / WEIGHT
545



37689

AĞIRLIK (kg/m) / WEIGHT
368.6



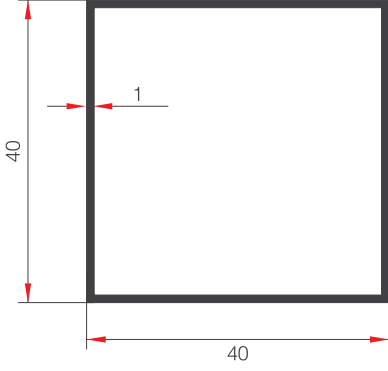
18938

AĞIRLIK (kg/m) / WEIGHT
531



21322

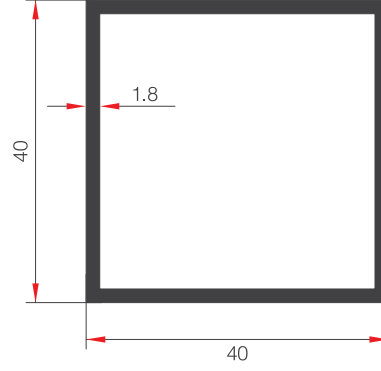
AĞIRLIK (kg/m) / WEIGHT
545



16508

AĞIRLIK (kg/m) / WEIGHT

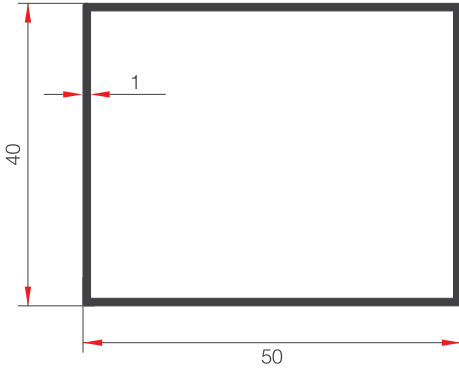
421



19218

AĞIRLIK (kg/m) / WEIGHT

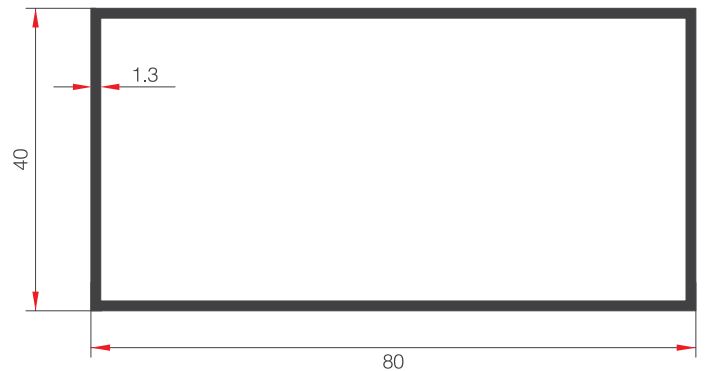
745



59896

AĞIRLIK (kg/m) / WEIGHT

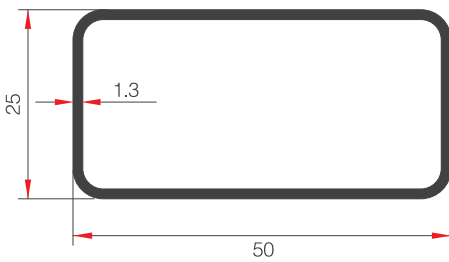
477



17136

AĞIRLIK (kg/m) / WEIGHT

827



20064

AĞIRLIK (kg/m) / WEIGHT

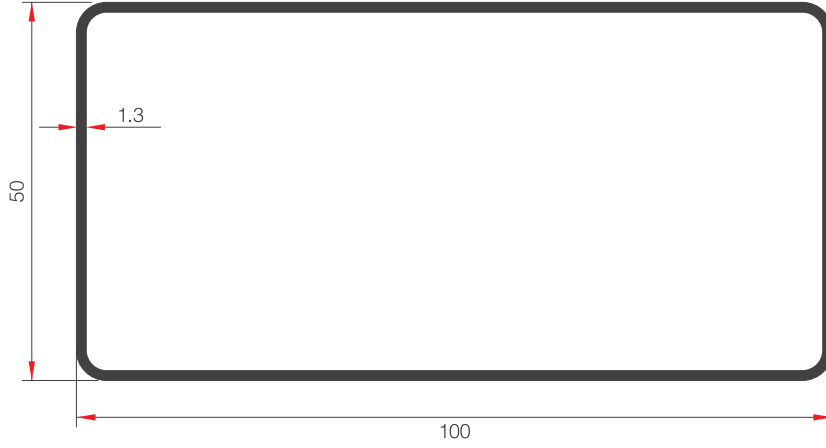
489



59359

AĞIRLIK (kg/m) / WEIGHT

940.4



19761

AĞIRLIK (kg/m) / WEIGHT

1018

ALUSYSTEMS

Aluminyum Kapı Pencere ve Giydirme Cephe Sistemleri
Aluminium Window Doors and Facade Systems



MİMARİ KATALOG

ARCHITECTURAL CATALOGUE

Aluminyum Kapı Pencere ve Giydirme Cephe Sistemleri
Aluminium Window Doors and Facade Systems



ALUSYSTEMS
Profil Detayları

ALUSYSTEMS
Profile Details

STANDART

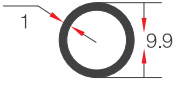
BORU PROFİLLERİ
PIPE PROFILES



ALUSYSTEMS

Aluminyum Kapı Pencere ve Giydirme Cephe Sistemleri
Aluminium Window Doors and Facade Systems





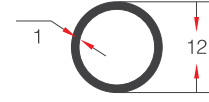
19966

AĞIRLIK (kg/m) / WEIGHT
0.075



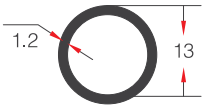
20065

AĞIRLIK (kg/m) / WEIGHT
0.089



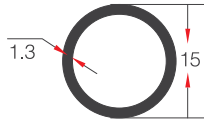
18452

AĞIRLIK (kg/m) / WEIGHT
0.094



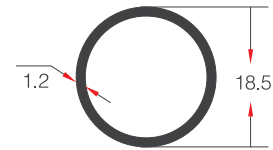
19272

AĞIRLIK (kg/m) / WEIGHT
0.120



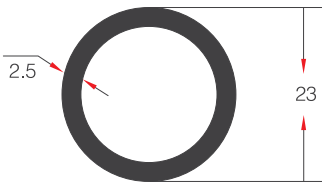
39476

AĞIRLIK (kg/m) / WEIGHT
149.1



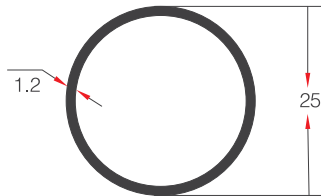
59461

AĞIRLIK (kg/m) / WEIGHT
176.7



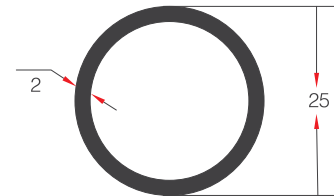
16756

AĞIRLIK (kg/m) / WEIGHT
436



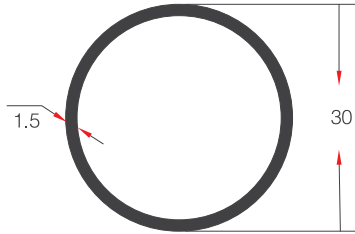
17137

AĞIRLIK (kg/m) / WEIGHT
243



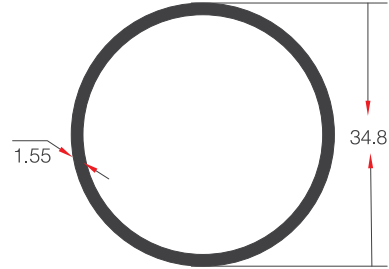
1356

AĞIRLIK (kg/m) / WEIGHT
320



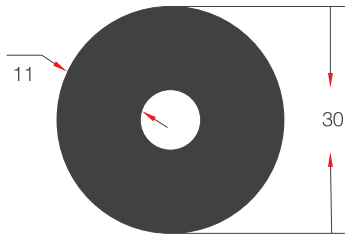
16758

AĞIRLIK (kg/m) / WEIGHT
364




56124

AĞIRLIK (kg/m) / WEIGHT
438.7



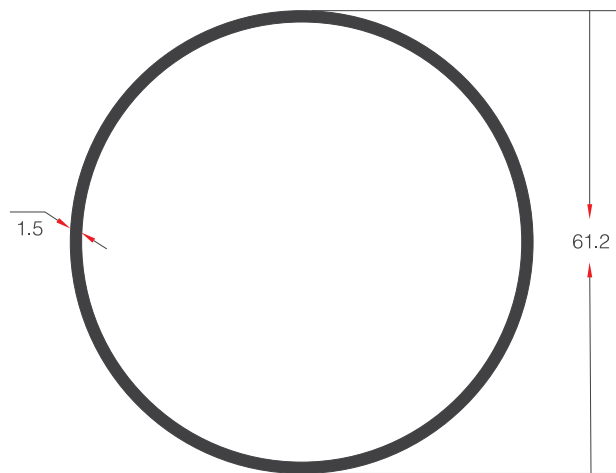
16757

AĞIRLIK (kg/m) / WEIGHT
1779



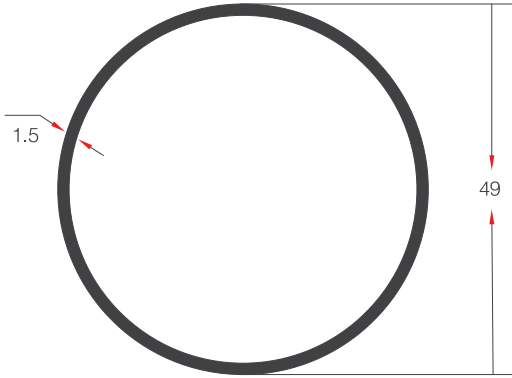
38241

AĞIRLIK (kg/m) / WEIGHT
851.2



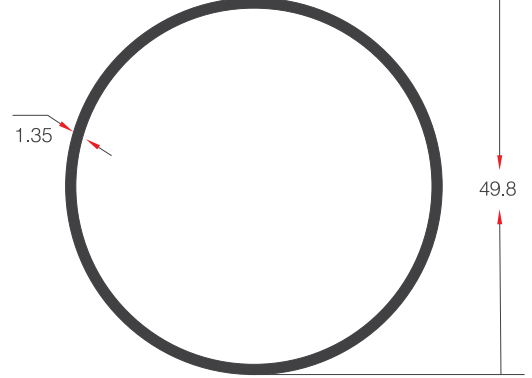
4911

AĞIRLIK (kg/m) / WEIGHT
759



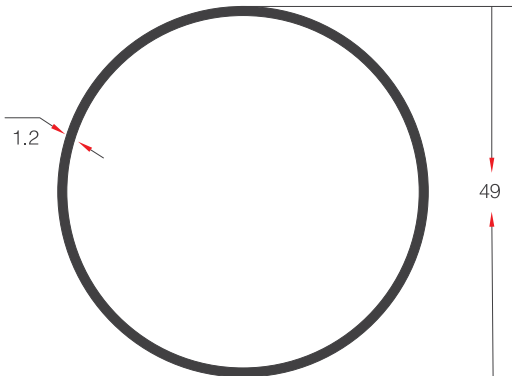
59202

AĞIRLIK (kg/m) / WEIGHT
604.3



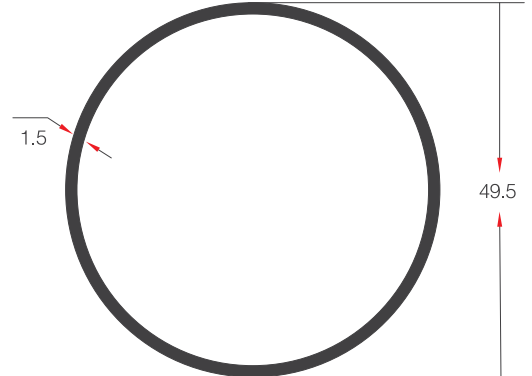
39472

AĞIRLIK (kg/m) / WEIGHT
556.6



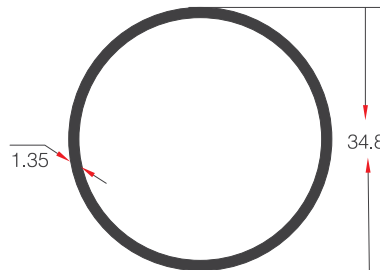
59171

AĞIRLIK (kg/m) / WEIGHT
487.8



16632

AĞIRLIK (kg/m) / WEIGHT
618



14896

AĞIRLIK (kg/m) / WEIGHT
385

ALUSYSTEMS

Aluminyum Kapı Pencere ve Giydirme Cephe Sistemleri
Aluminium Window Doors and Facade Systems



MİMARİ KATALOG

ARCHITECTURAL CATALOGUE

Aluminyum Kapı Pencere ve Giydirme Cephe Sistemleri
Aluminium Window Doors and Facade Systems




ALUSYSTEMS
Profil Detayları

ALUSYSTEMS
Profile Details

STANDART

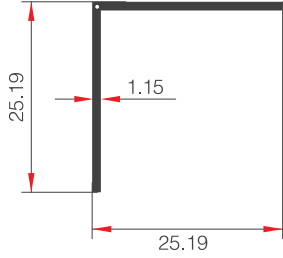
KÖŞEBENT PROFİLLERİ
BRACKET PROFILES



ALUSYSTEMS

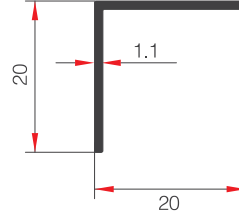
Aluminyum Kapı Pencere ve Giydirme Cephe Sistemleri
Aluminium Window Doors and Facade Systems





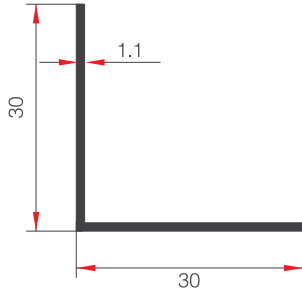
1205

AĞIRLIK (kg/m) / WEIGHT
160



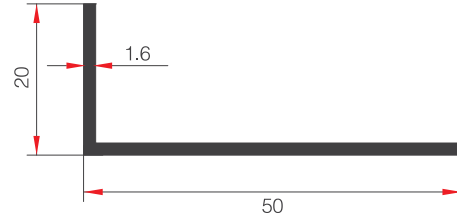
18722

AĞIRLIK (kg/m) / WEIGHT
116



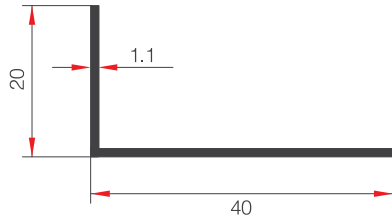
15009

AĞIRLIK (kg/m) / WEIGHT
178



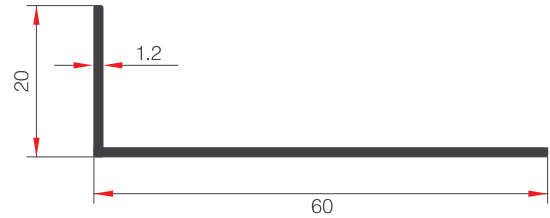
70100

AĞIRLIK (kg/m) / WEIGHT
295.4



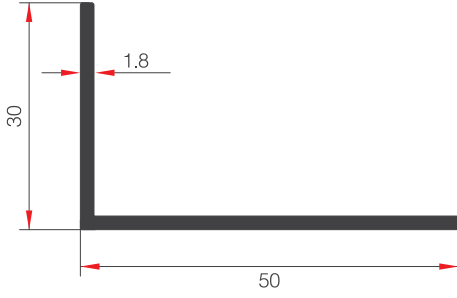
15010

AĞIRLIK (kg/m) / WEIGHT
176



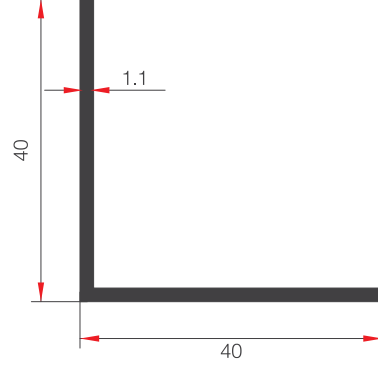
60492

AĞIRLIK (kg/m) / WEIGHT
255.8



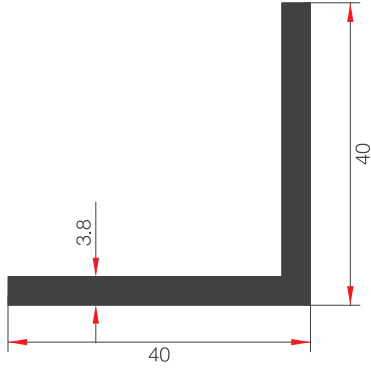
D 32294

AĞIRLIK (kg/m) / WEIGHT
382



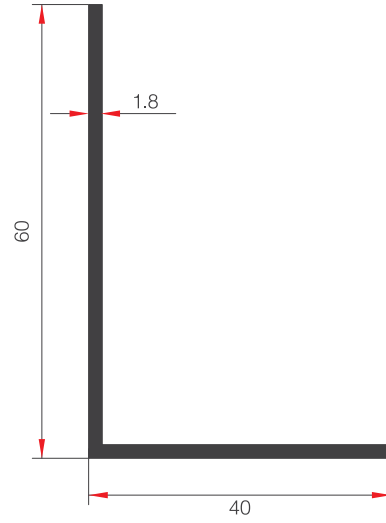
17365

AĞIRLIK (kg/m) / WEIGHT
382



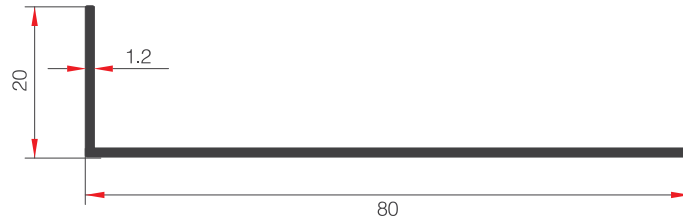
59129

AĞIRLIK (kg/m) / WEIGHT
783.2



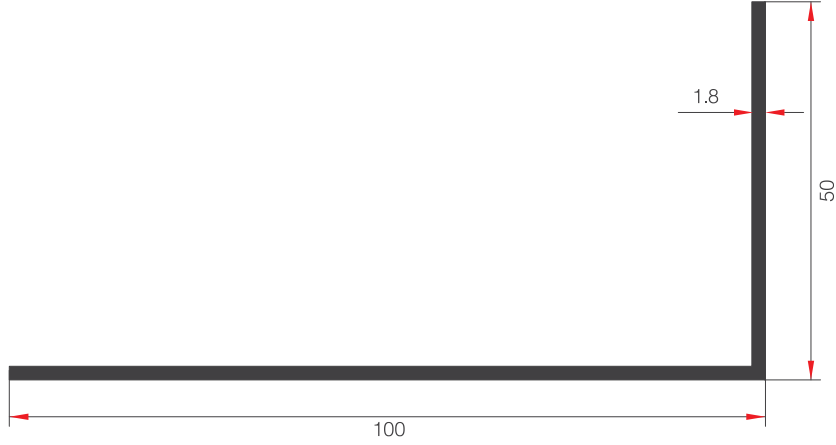
17363

AĞIRLIK (kg/m) / WEIGHT
479



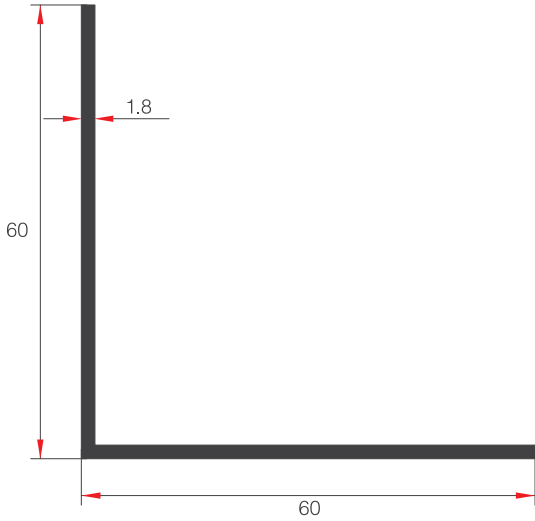
59921

AĞIRLIK (kg/m) / WEIGHT
320.9



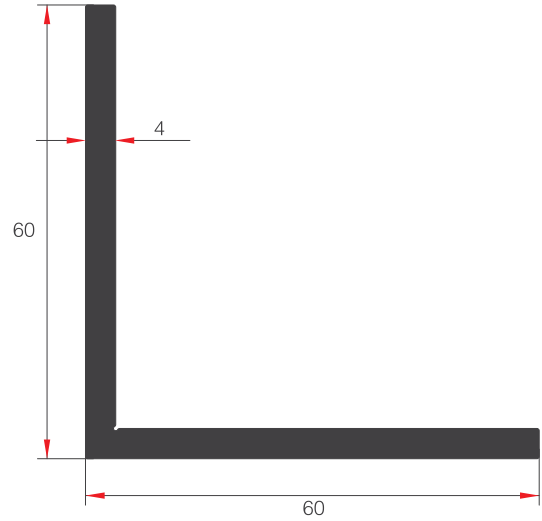
19219

AĞIRLIK (kg/m) / WEIGHT
722



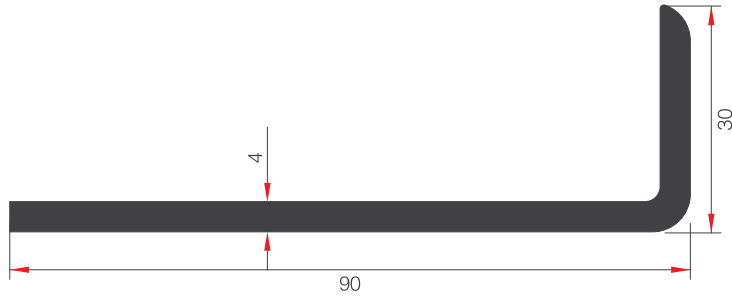
19188

AĞIRLIK (kg/m) / WEIGHT
577



D 32553

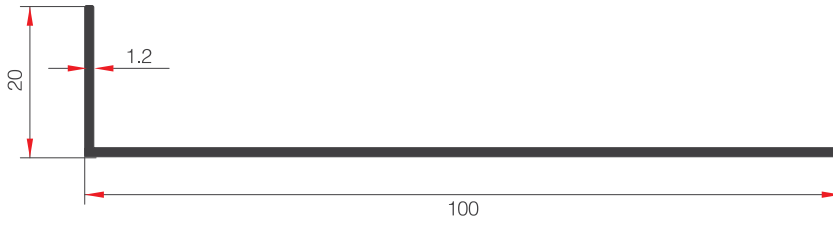
AĞIRLIK (kg/m) / WEIGHT
1257



35389

AĞIRLIK (kg/m) / WEIGHT

1233.1



59920

AĞIRLIK (kg/m) / WEIGHT

385.9

MİMARİ KATALOG

ARCHITECTURAL CATALOGUE


Aluminyum Kapı Pencere ve Giydirme Cephe Sistemleri
Aluminium Window Doors and Facade Systems



ALUSYSTEMS
Profil Detayları
ALUSYSTEMS
Profile Details

STANDART

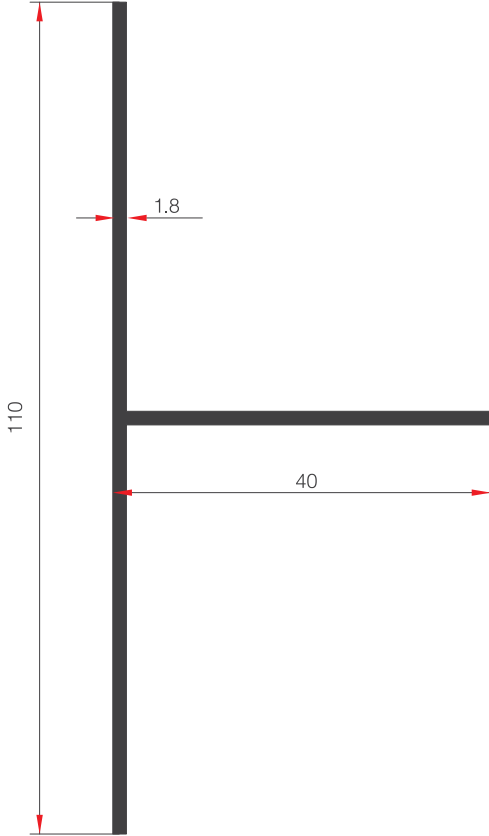
T PROFİLLERİ
T PROFILES



ALUSYSTEMS

Aluminyum Kapı Pencere ve Giydirme Cephe Sistemleri
Aluminium Window Doors and Facade Systems

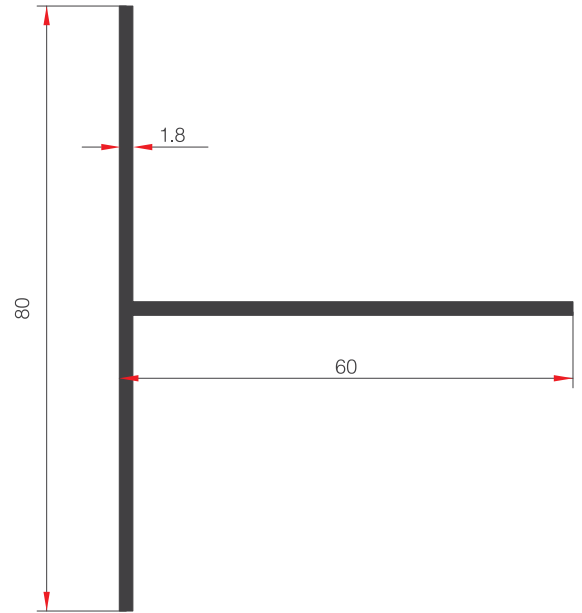




17364

AĞIRLIK (kg/m) / WEIGHT

772



19227

AĞIRLIK (kg/m) / WEIGHT

674

ALUSYSTEMS

Aluminyum Kapı Pencere ve Giydirme Cephe Sistemleri
Aluminium Window Doors and Facade Systems



MİMARİ KATALOG

ARCHITECTURAL CATALOGUE

Aluminyum Kapı Pencere ve Giydirme Cephe Sistemleri
Aluminium Window Doors and Facade Systems



ALUSYSTEMS
Profil Detayları
ALUSYSTEMS
Profile Details

STANDART

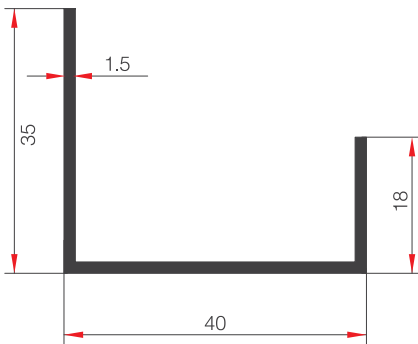
U PROFİLLERİ
U PROFILES



ALUSYSTEMS

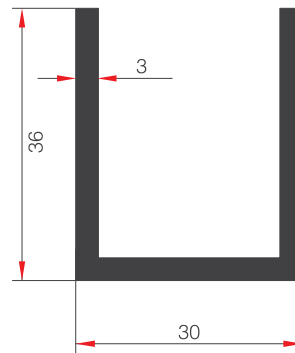
Aluminyum Kapı Pencere ve Giydirme Cephe Sistemleri
Aluminium Window Doors and Facade Systems





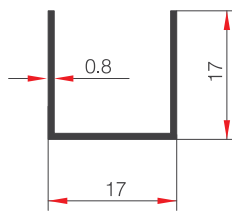
13516

AĞIRLIK (kg/m) / WEIGHT
365.6



17017

AĞIRLIK (kg/m) / WEIGHT
781



4113

AĞIRLIK (kg/m) / WEIGHT
106

ALUSYSTEMS

Aluminyum Kapı Pencere ve Giydirme Cephe Sistemleri
Aluminium Window Doors and Facade Systems





35-48

ALDOKS

UNIQLO

UNIQLO

ALUSYSTEMS

Aluminyum Kapı Pencere ve Giydirme Cephe Sistemleri
Aluminium Window Doors and Facade Systems



MİMARİ KATALOG

ARCHITECTURAL CATALOGUE


Aluminyum Kapı Pencere ve Giydirme Cephe Sistemleri
Aluminium Window Doors and Facade Systems



ALUSYSTEMS
Profil Detayları
ALUSYSTEMS
Profile Details

ALDOKS

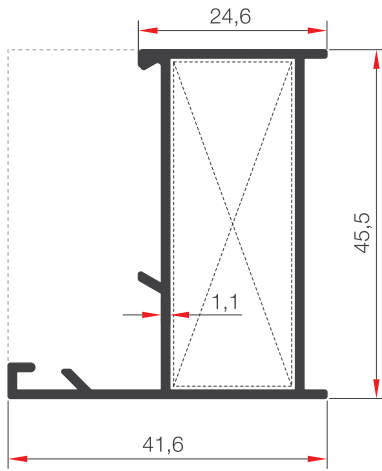
PROFİLLERİ
PROFILES



ALUSYSTEMS

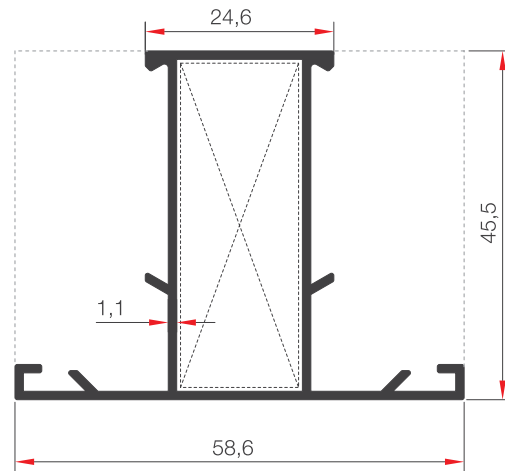
Aluminyum Kapı Pencere ve Giydirme Cephe Sistemleri
Aluminium Window Doors and Facade Systems





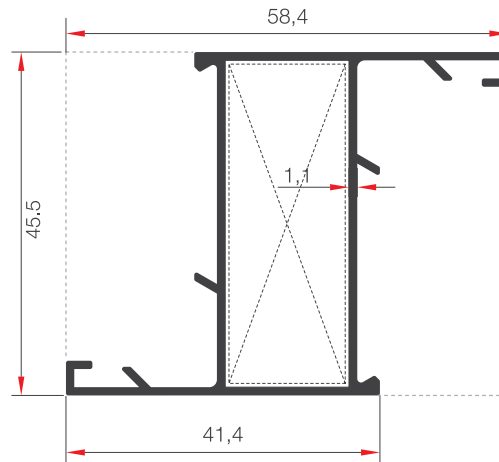
ÇEYREK SERİ KASA PROFİLİ

59401

AĞIRLIK (kg/m) / WEIGHT
501.9

ÇEYREK SERİ ORTA KAYIT PROFİLİ

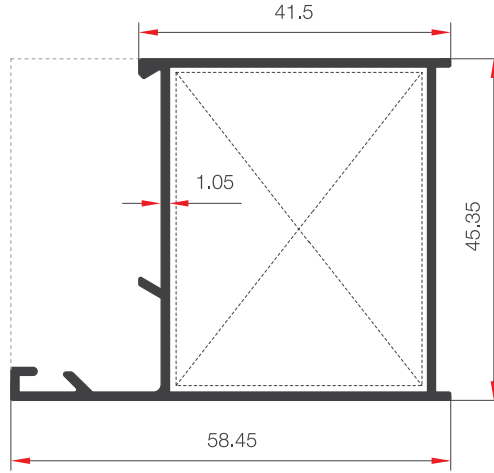
59400

AĞIRLIK (kg/m) / WEIGHT
600

ÇEYREK SERİ KANAT PROFİLİ

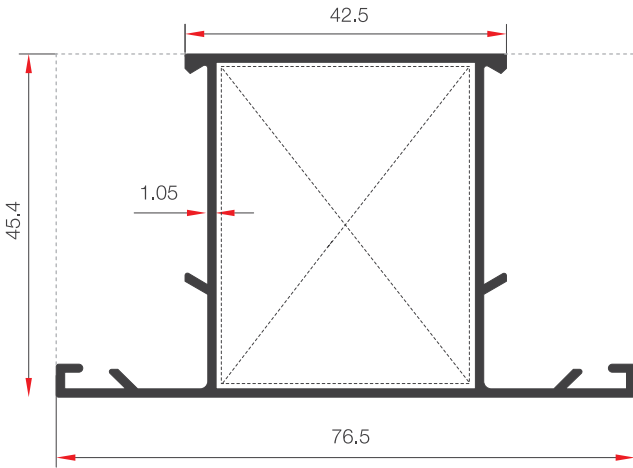
59402

AĞIRLIK (kg/m) / WEIGHT
601.1



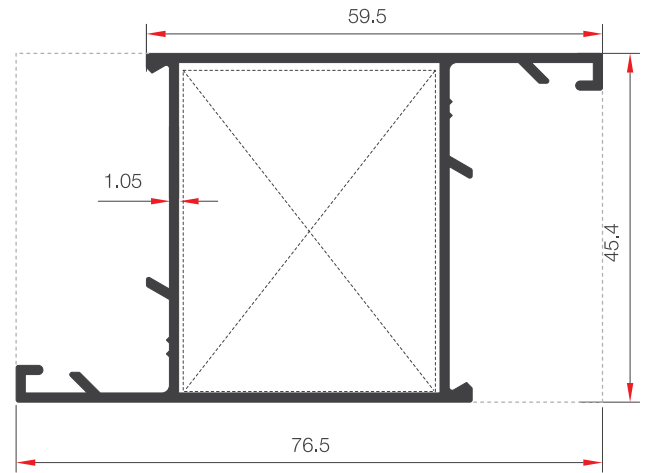
YARIM SERİ KASA PROFİLİ

36644

AĞIRLIK (kg/m) / WEIGHT
574.2

YARIM SERİ ORTA KAYIT PROFİLİ

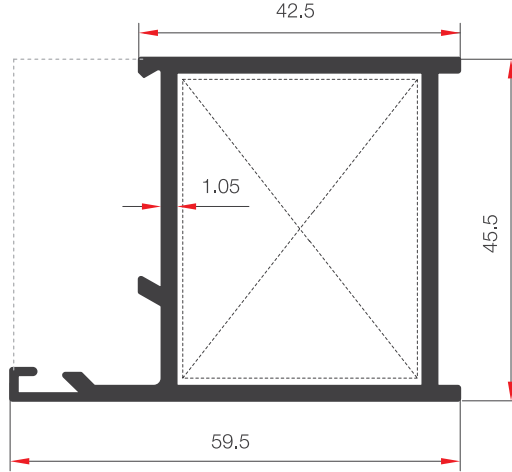
36646

AĞIRLIK (kg/m) / WEIGHT
681

YARIM SERİ KANAT PROFİLİ

36645

AĞIRLIK (kg/m) / WEIGHT
681

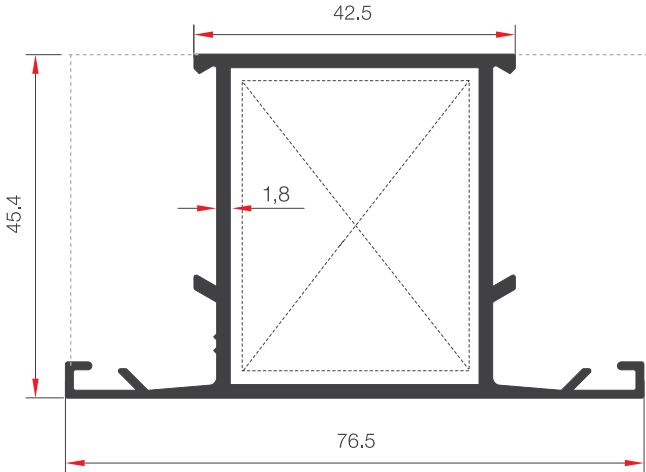


YARIM SERİ KASA PROFİLİ

59397

AĞIRLIK (kg/m) / WEIGHT

923.3

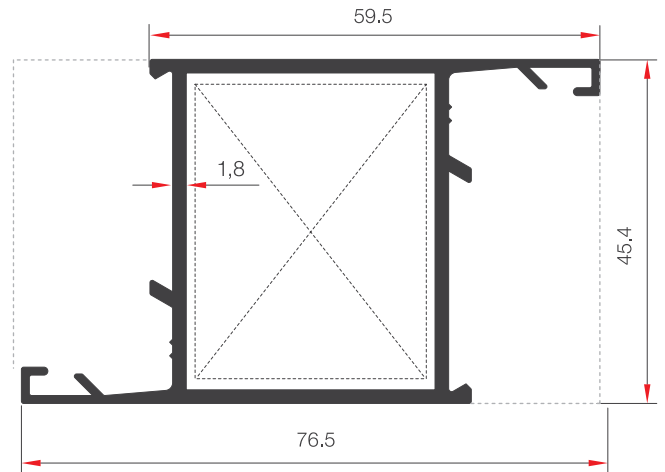


YARIM SERİ ORTA KAYIT PROFİLİ

59398

AĞIRLIK (kg/m) / WEIGHT

1022.2

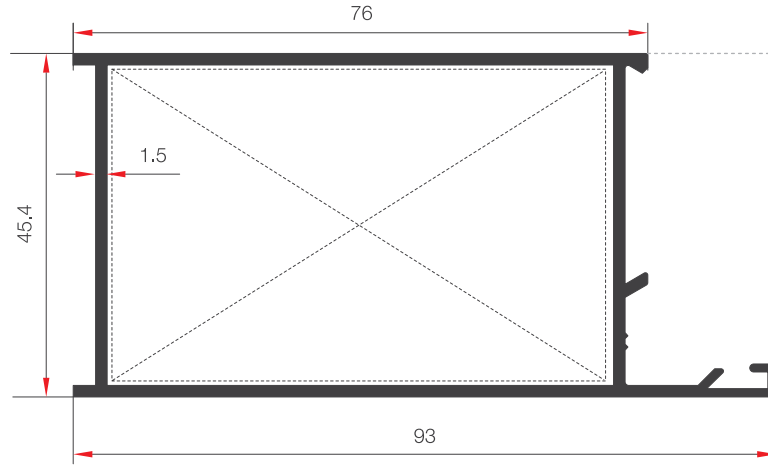


YARIM SERİ KANAT PROFİLİ

59399

AĞIRLIK (kg/m) / WEIGHT

1023

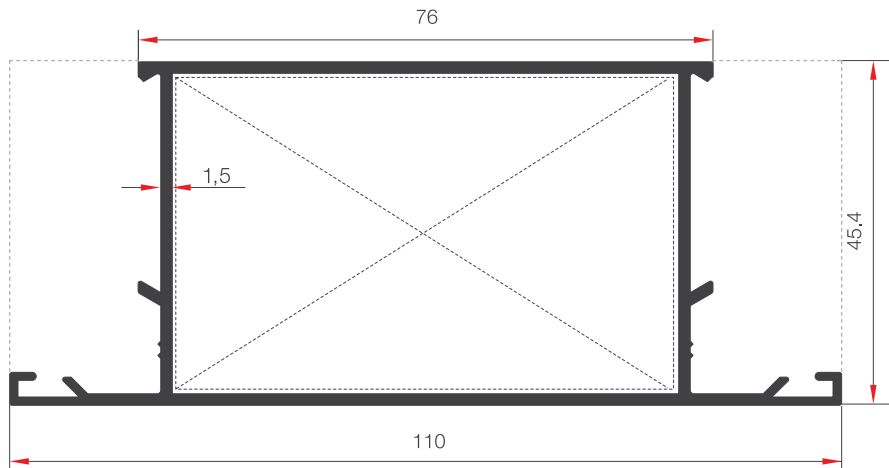


BAZA KASA PROFİLİ

41250

AĞIRLIK (kg/m) / WEIGHT

1066.7

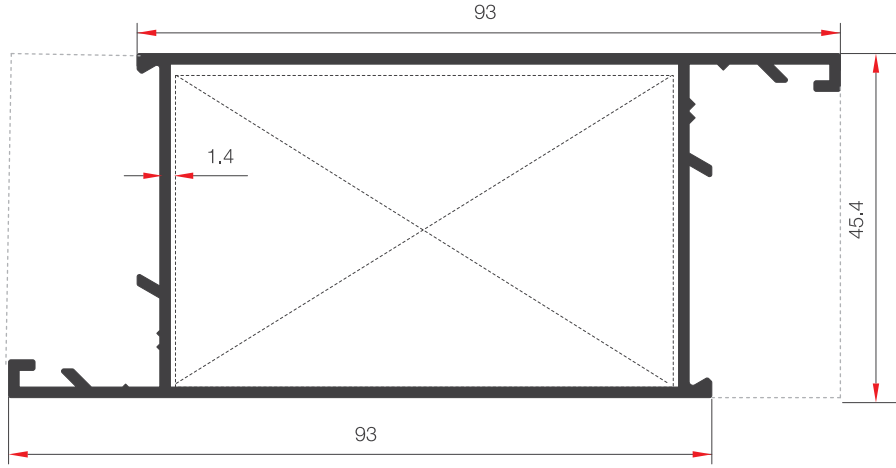


BAZA ORTA KAYIT PROFİLİ

41249

AĞIRLIK (kg/m) / WEIGHT

1170.7

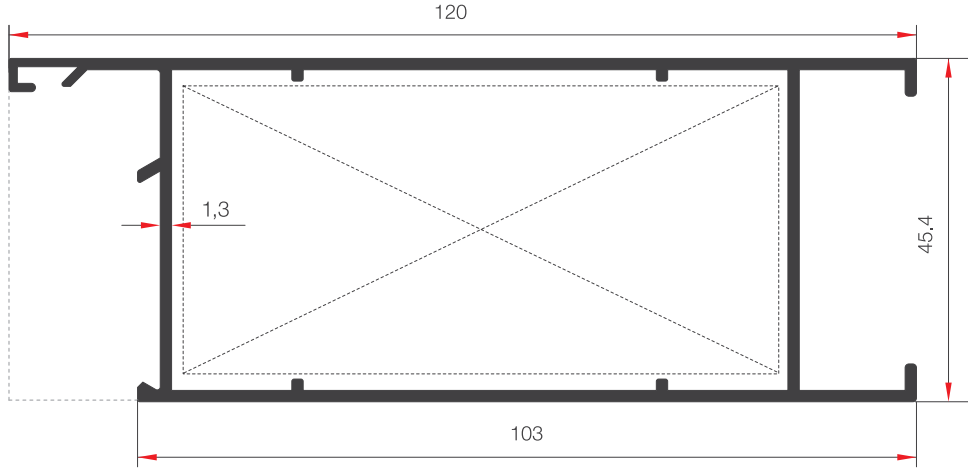


BAZA KANAT PROFİLİ

59395

AĞIRLIK (kg/m) / WEIGHT

1141.2

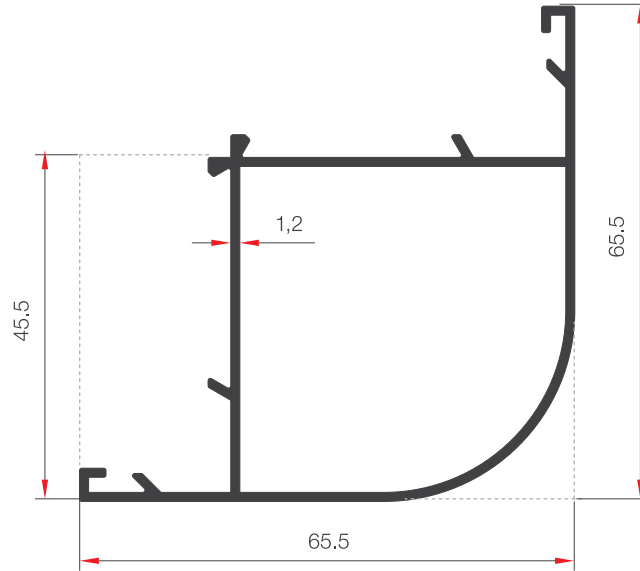


ETEK PROFİLİ

16630

AĞIRLIK (kg/m) / WEIGHT

1,152

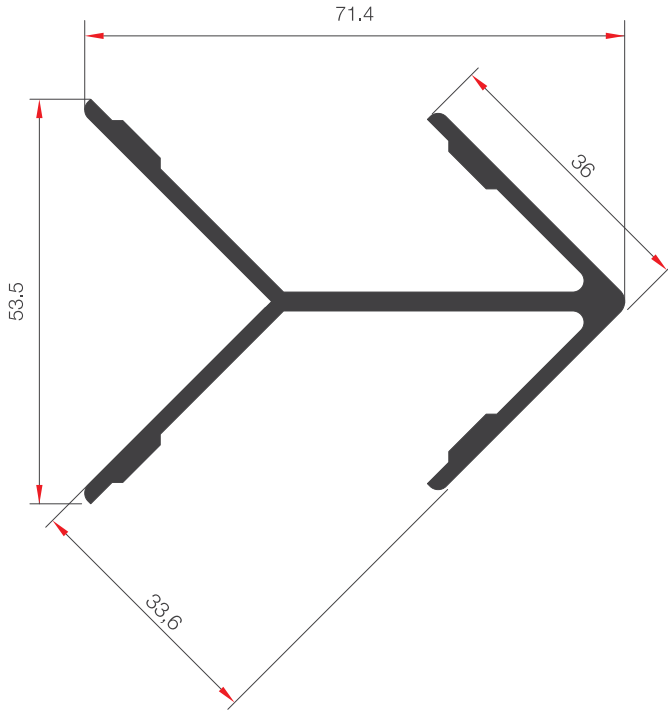


OVAL KÖŞE PROFİLİ

59418

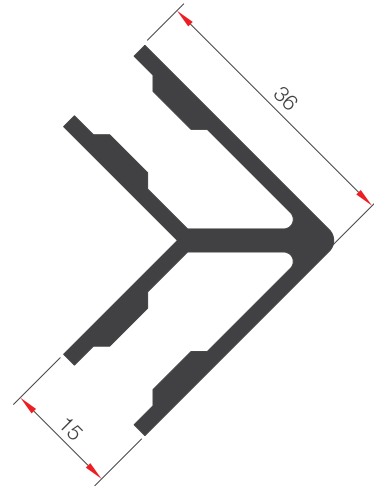
AĞIRLIK (kg/m) / WEIGHT

785.4



GENİŞ ÇAVUŞ BAĞLANTI PROFİLİ

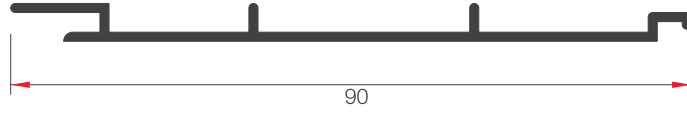
59390

AĞIRLIK (kg/m) / WEIGHT
1156.9

DAR ÇAVUŞ BAĞLANTI PROFİLİ

59391

AĞIRLIK (kg/m) / WEIGHT
890.5



YAPRAK LAMBRE PROFİLİ

59392

AĞIRLIK (kg/m) / WEIGHT

354,2

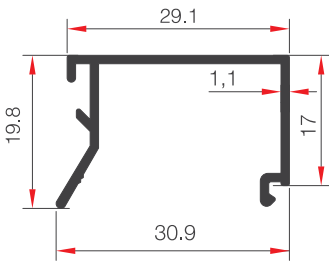


TAHTA LAMBRE PROFİLİ

36706

AĞIRLIK (kg/m) / WEIGHT

508.9

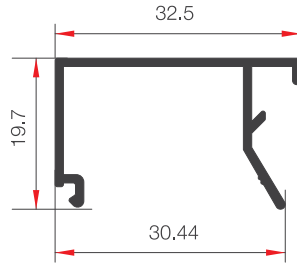


TEK CAM ÇITA PROFİLİ

36650

AĞIRLIK (kg/m) / WEIGHT

230.4

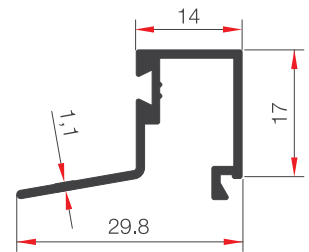


TEK CAM ÇITA PROFİLİ

14895

AĞIRLIK (kg/m) / WEIGHT

239

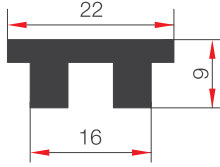


ÇİFT CAM ÇITA PROFİLİ

59403

AĞIRLIK (kg/m) / WEIGHT

231.7



CAM SÜRME B PROFİLİ

47788

AĞIRLIK (kg/m) / WEIGHT

341.5

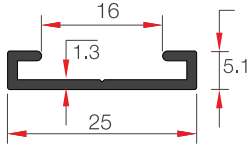


CAM SÜRME H PROFİLİ

47790

AĞIRLIK (kg/m) / WEIGHT

398.4

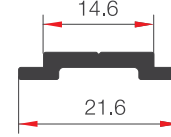


DIŞ TİJ PROFİLİ

59407

AĞIRLIK (kg/m) / WEIGHT

135.8



İÇ TİJ PROFİLİ

59406

AĞIRLIK (kg/m) / WEIGHT

124.7

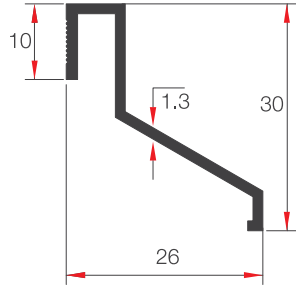


ÇARPMA KAPI DIŞ KASA PROFİLİ

47792

AĞIRLIK (kg/m) / WEIGHT

295.9



DAMLALIK PROFİLİ

59404

AĞIRLIK (kg/m) / WEIGHT

201.6



49-56

ALS60

ALUSYSTEMS

Aluminyum Kapı Pencere ve Giydirme Cephe Sistemleri
Aluminium Window Doors and Facade Systems



MİMARİ KATALOG

ARCHITECTURAL CATALOGUE

Aluminyum Kapı Pencere ve Giydirme Cephe Sistemleri
Aluminium Window Doors and Facade Systems



ALUSYSTEMS
Profil Detayları
ALUSYSTEMS
Profile Details

ALS60

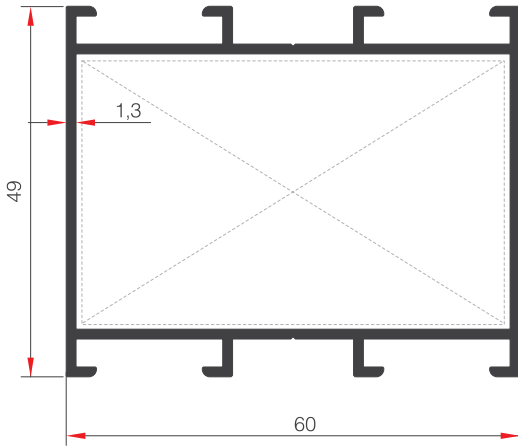
PROFİLLERİ
PROFILES



ALUSYSTEMS

Aluminyum Kapı Pencere ve Giydirme Cephe Sistemleri
Aluminium Window Doors and Facade Systems



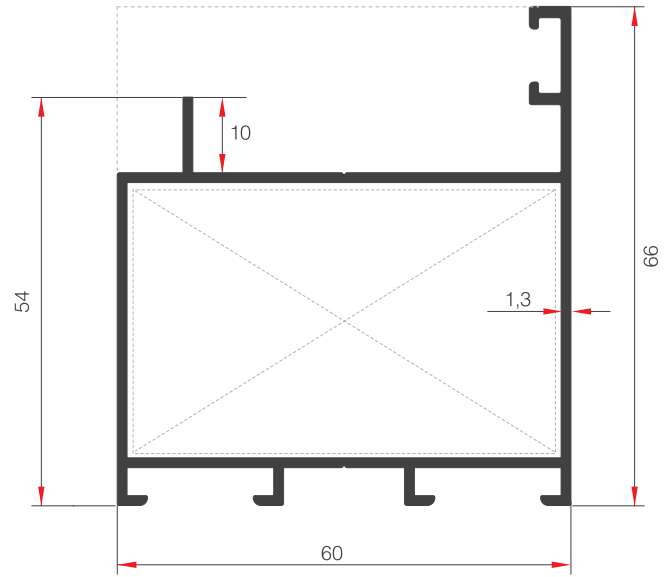


KASA PROFİLİ

16631

AĞIRLIK (kg/m) / WEIGHT

888,9

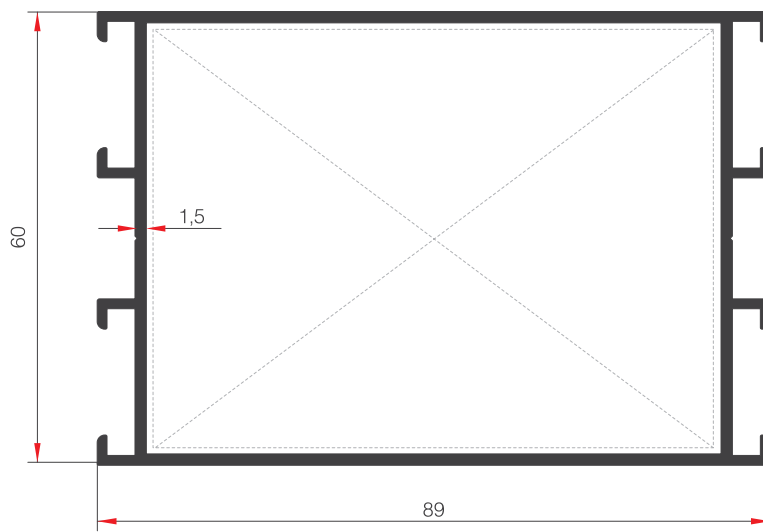


KANAT PROFİLİ

59410

AĞIRLIK (kg/m) / WEIGHT

940,40

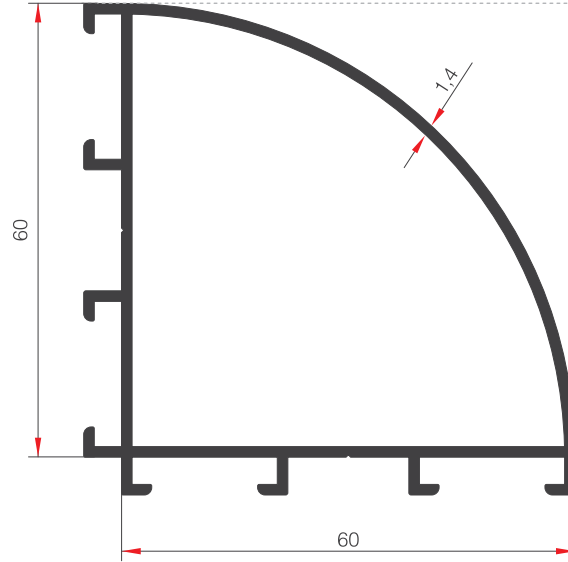


90'LIK KASA PROFİLİ

39781

AĞIRLIK (kg/m) / WEIGHT

1317,1

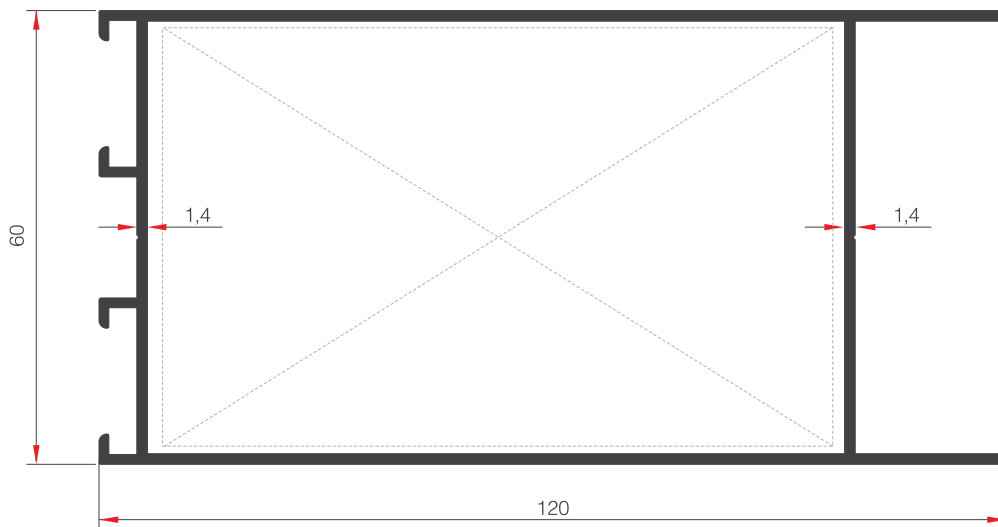


OVAL KÖŞE PROFİLİ

59413

AĞIRLIK (kg/m) / WEIGHT

1017,6

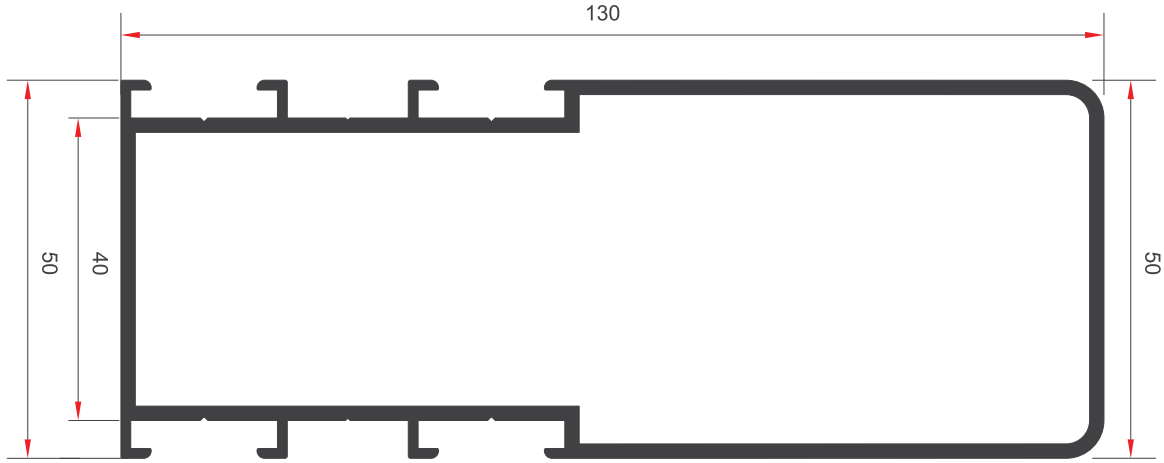


ETEK PROFİLİ

16634

AĞIRLIK (kg/m) / WEIGHT

1411,9

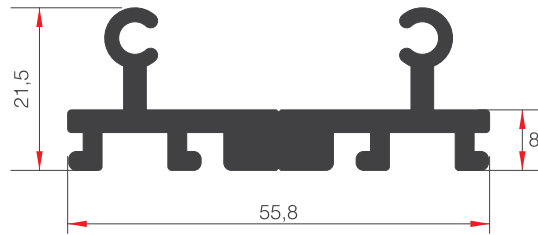


TAKVİYELİ KASA

17581

AĞIRLIK (kg/m) / WEIGHT

1970

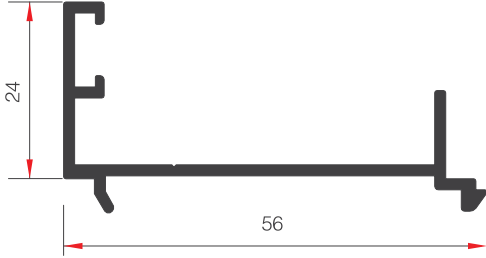


“U” BAĞLANTI PROFİLİ

59414

AĞIRLIK (kg/m) / WEIGHT

1077,8

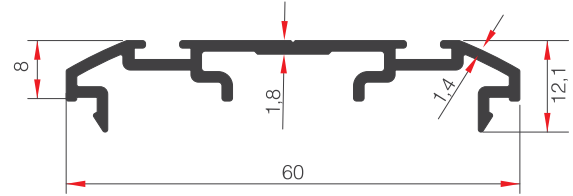


KANAT ADAPTÖR PROFİLİ

59415

AĞIRLIK (kg/m) / WEIGHT

453,4

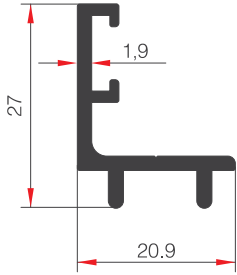


ÇARPMA KAPI ADAPTÖR PROFİLİ

59416

AĞIRLIK (kg/m) / WEIGHT

441,2

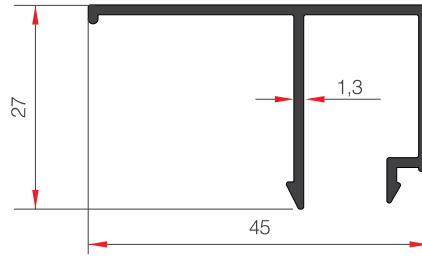


TIRNAK PROFİLİ

59417

AĞIRLIK (kg/m) / WEIGHT

303

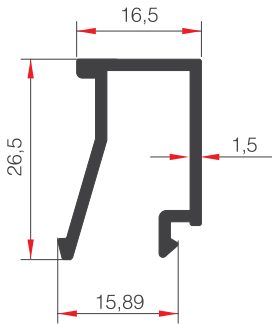


TEK CAM ÇİTA PROFİLİ

20137

AĞIRLIK (kg/m) / WEIGHT

359

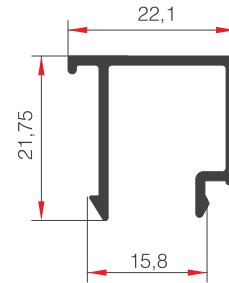


ÇİFT CAM PROFİLİ

59412

AĞIRLIK (kg/m) / WEIGHT

301,4



TEK CAM PROFİLİ

21295

AĞIRLIK (kg/m) / WEIGHT

226

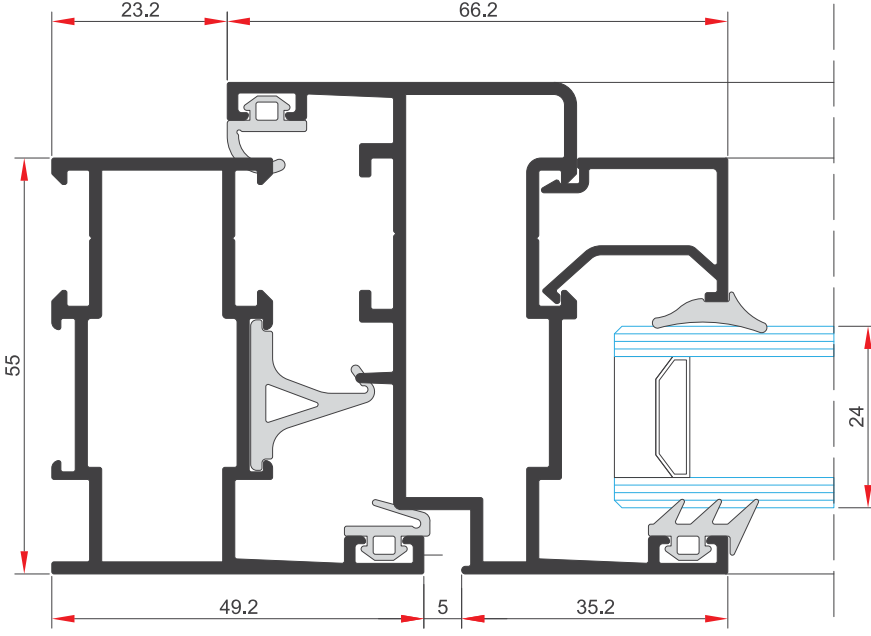


109-158
SW55

ALUSYSTEMS

Aluminyum Kapı Pencere ve Giydirme Cephe Sistemleri
Aluminium Window Doors and Facade Systems





TEKNİK DETAYLAR | TECHNICAL DETAILS



KASA GENİRLİĞİ : 55 MM
FRAME WIDTH : 55 MM



ISI BARIYERİ : ----
HEAT BARRIER : ----



ET KALINLIĞI : 1.3 MM - 1.6 MM - 1.8 MM - 2 MM
WALL THICKNESS : 1.3 MM - 1.6 MM - 1.8 MM - 2 MM



CAM KALINLIĞI : 4 MM ~ 32 MM
GLASS THICKNESS : 4 MM ~ 32 MM



AKSESUAR KANAL TİPİ : EUROGROOVE 1 KANALA UYGUN - PVC KANAL (9 AKS) UYGUN KANATLAR
ACCESSORY CHANNEL TYPE : EUROGROOVE SUITABLE FOR 1 CHANNEL - PVC (9 AXLES) SUITABLE WINGS



AÇILIM ÇEŞİTLERİ : TEK AÇILIM PENCERE, ÇİFT AÇILIM PENCERE, VASİSTAS AÇILIM, İÇE AÇILIR TEK KANAT KAPI, İÇE AÇILIR ÇİFT KANAT KAPI, KATLANIR KAPI, PARALEL SÜRME, DİŐA AÇILIM KAPI
EXPANSION TYPES : SINGLE OPENING WINDOW, DOUBLE OPENING WINDOW, VASISTA OPENING, INWARD OPENING SINGLE WING DOOR, INWARD OPENING DOUBLE WING DOOR, FOLDING DOOR, PARALLEL SLIDING, OUTWARD OPENING DOOR

ALUSYSTEMS

Aluminyum Kapı Pencere ve Giydirme Cephe Sistemleri
Aluminium Window Doors and Facade Systems



MiMARI KATALOG

ARCHITECTURAL CATALOGUE

Aluminyum Kapı Pencere ve Giydirme Cephe Sistemleri
Aluminium Window Doors and Facade Systems



ALUSYSTEMS
Profil Detayları
ALUSYSTEMS
Profile Details

SW55

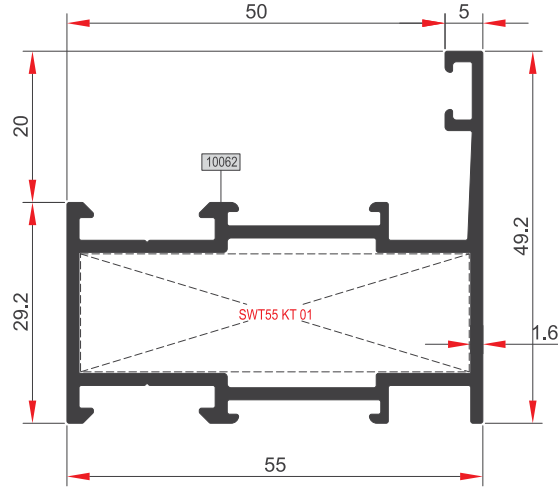
PROFİLLER
PROFILES



ALUSYSTEMS

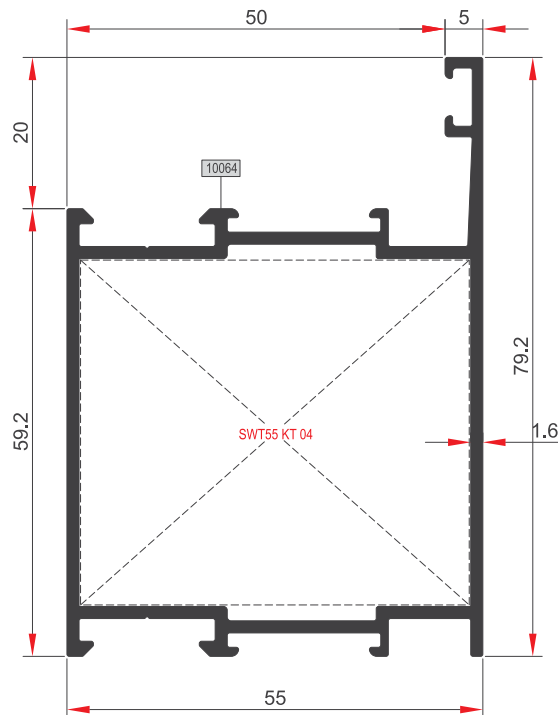
Aluminyum Kapı Pencere ve Giydirme Cephe Sistemleri
Aluminium Window Doors and Facade Systems





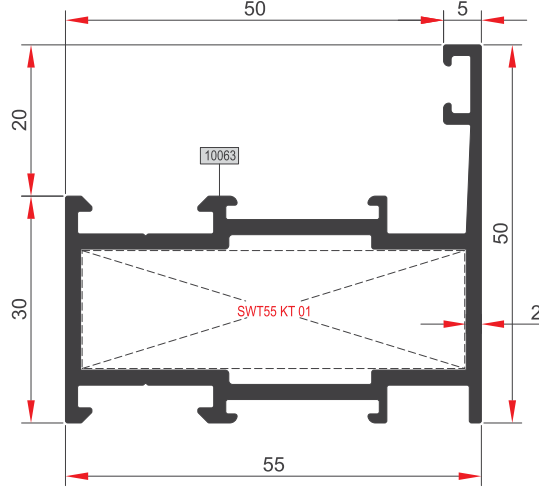
SW55 KS 01

AĞIRLIK (kg/m) / WEIGHT kg/m	0.945
Jx (cm ⁴)	13.837
Jy (cm ⁴)	5.569



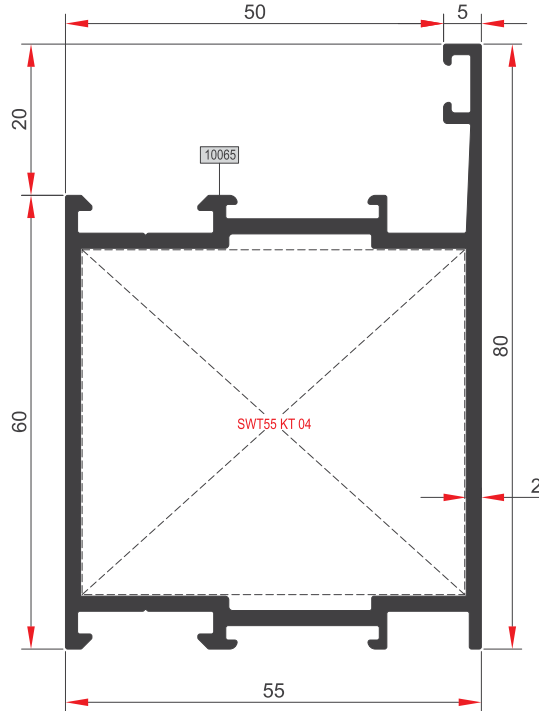
SW55 KS 03

AĞIRLIK (kg/m) / WEIGHT kg/m	1.204
Jx (cm ⁴)	20.748
Jy (cm ⁴)	25.694



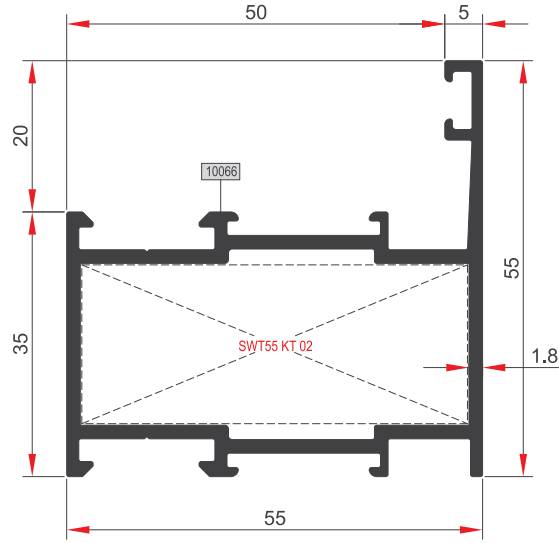
SW55 KS 02

AĞIRLIK (kg/m) / WEIGHT kg/m	1.106
Jx (cm ⁴)	15.863
Jy (cm ⁴)	6.319



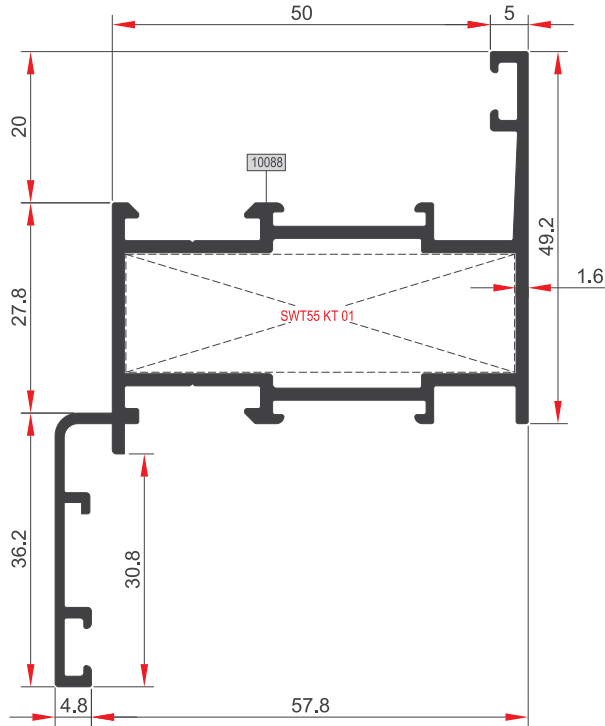
SW55 KS 03

AĞIRLIK (kg/m) / WEIGHT kg/m	1.430
Jx (cm ⁴)	24.354
Jy (cm ⁴)	29.794



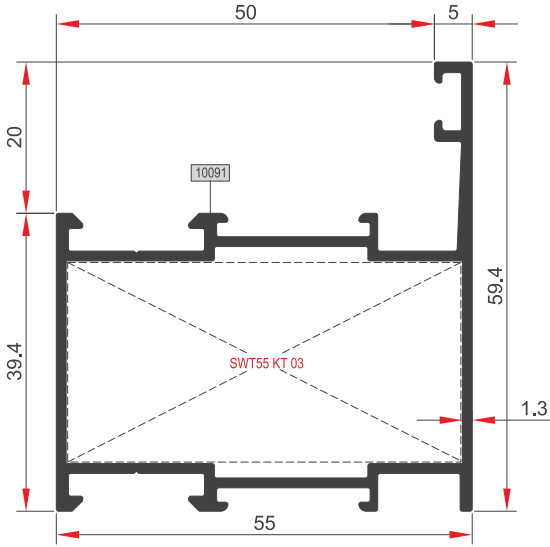
SW55 KS 05

AĞIRLIK (kg/m) / WEIGHT kg/m	1.078
Jx (cm ⁴)	16.245
Jy (cm ⁴)	8.465



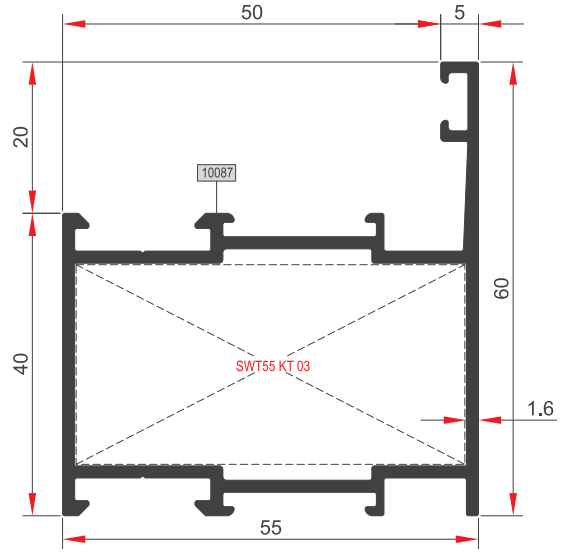
SW55 KS 07

AĞIRLIK (kg/m) / WEIGHT kg/m	1.153
Jx (cm ⁴)	21.887
Jy (cm ⁴)	13.532



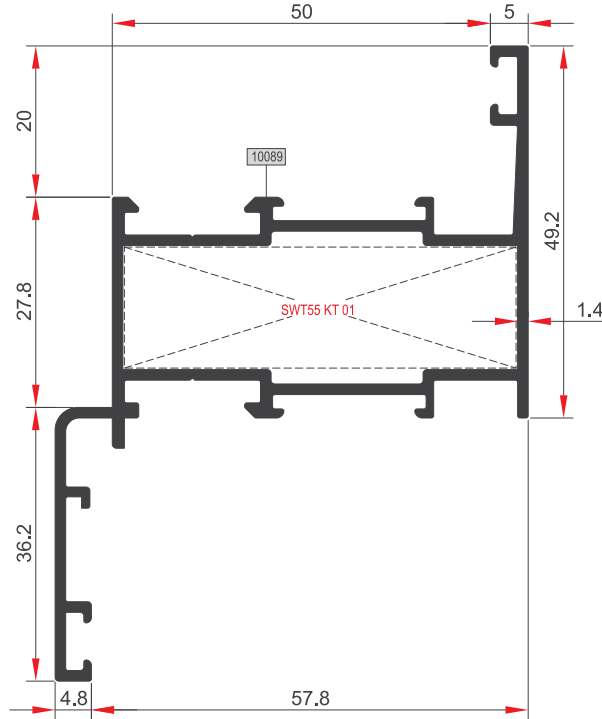
SW55 KS 09

AĞIRLIK (kg/m) / WEIGHT kg/m	0.899
Jx (cm ⁴)	14.342
Jy (cm ⁴)	9.612



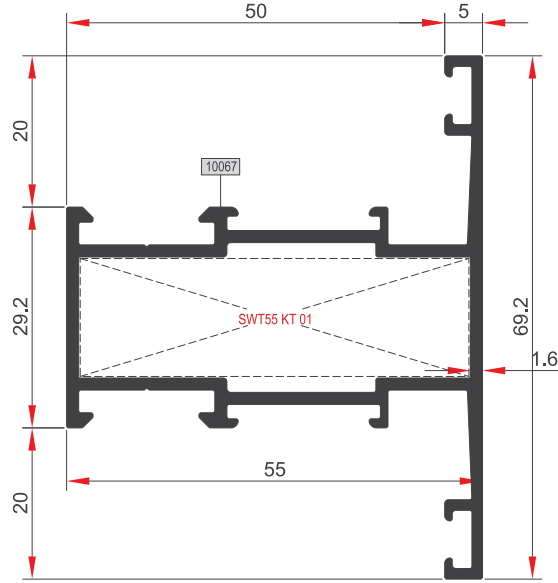
SW55 KS 06

AĞIRLIK (kg/m) / WEIGHT kg/m	1.038
Jx (cm ⁴)	16.329
Jy (cm ⁴)	10.781



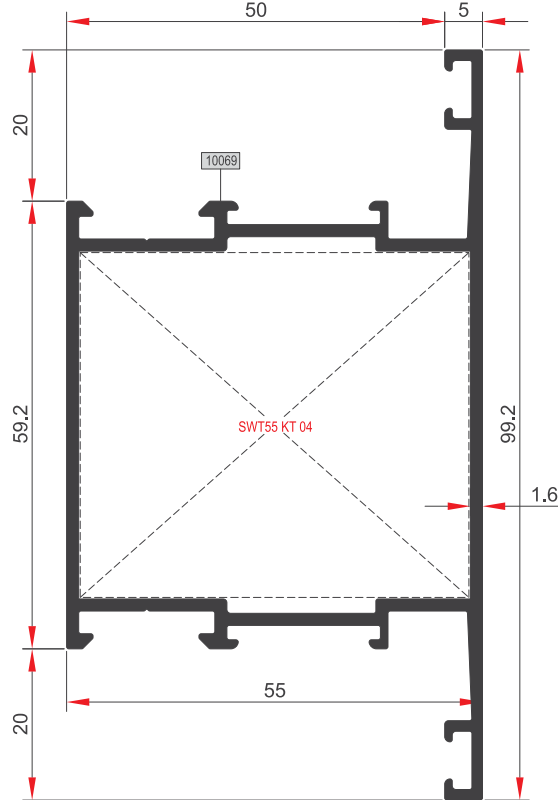
SW55 KS 08

AĞIRLIK (kg/m) / WEIGHT kg/m	1.089
Jx (cm ⁴)	21.373
Jy (cm ⁴)	13.849



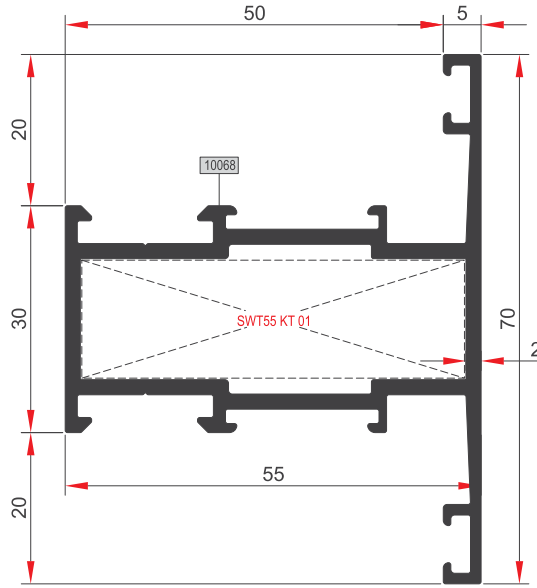
SW55 KY 01

AĞIRLIK (kg/m) / WEIGHT kg/m	1.064
Jx (cm ⁴)	15.913
Jy (cm ⁴)	8.911



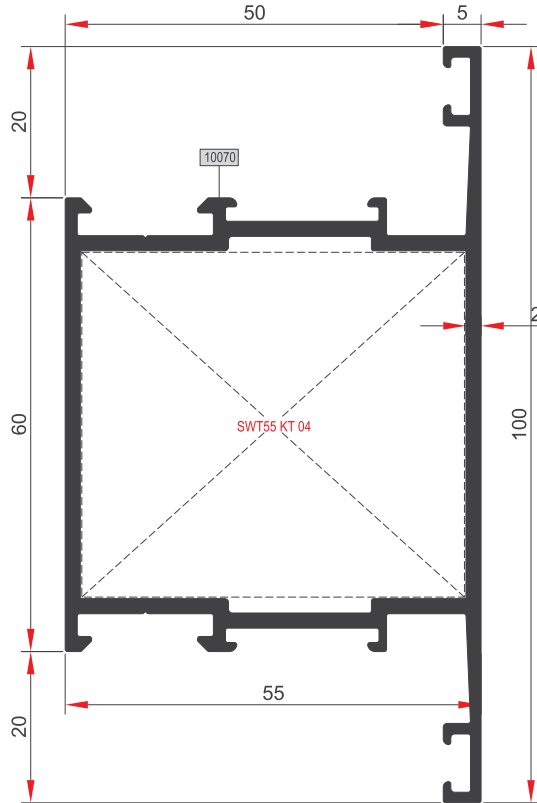
SW55 KY 03

AĞIRLIK (kg/m) / WEIGHT kg/m	1.323
Jx (cm ⁴)	22.995
Jy (cm ⁴)	33.718



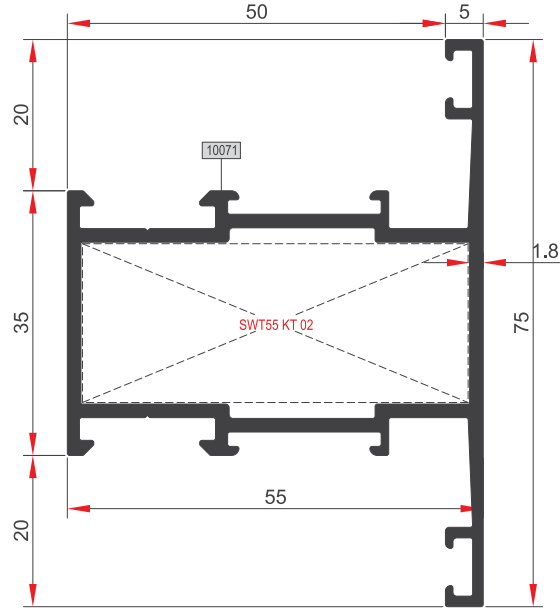
SW55 KY 02

AĞIRLIK (kg/m) / WEIGHT kg/m	1.225
Jx (cm ⁴)	18.048
Jy (cm ⁴)	9.708



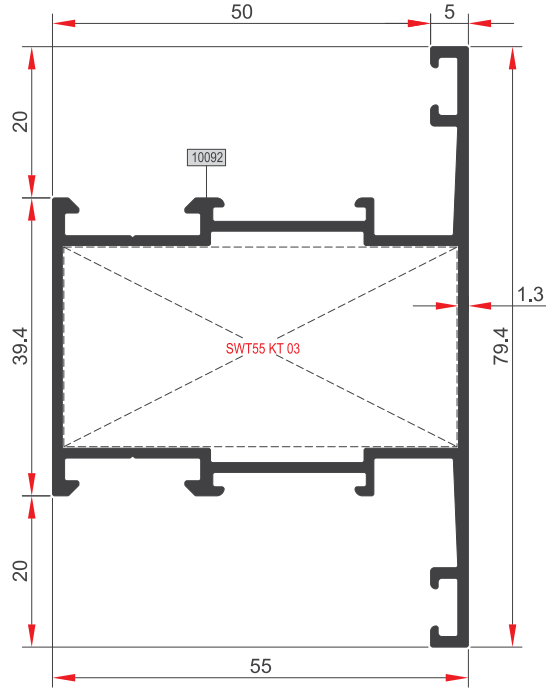
SW55 KY 03

AĞIRLIK (kg/m) / WEIGHT kg/m	1.549
Jx (cm ⁴)	26.700
Jy (cm ⁴)	37.860



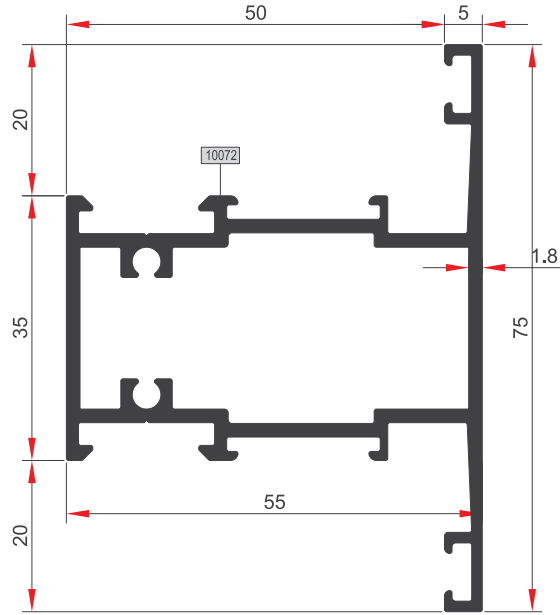
SW55 KY 05

AĞIRLIK (kg/m) / WEIGHT kg/m	1.197
Jx (cm ⁴)	18.415
Jy (cm ⁴)	12.521



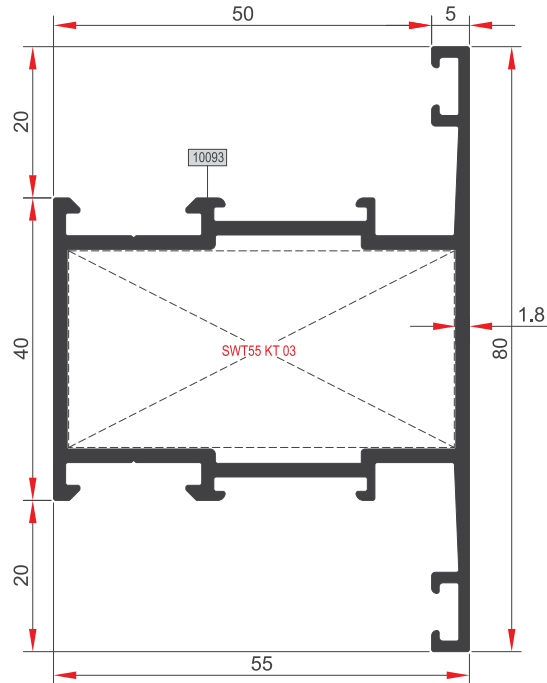
SW55 KY 07

AĞIRLIK (kg/m) / WEIGHT kg/m	1.018
Jx (cm ⁴)	16.384
Jy (cm ⁴)	14.386



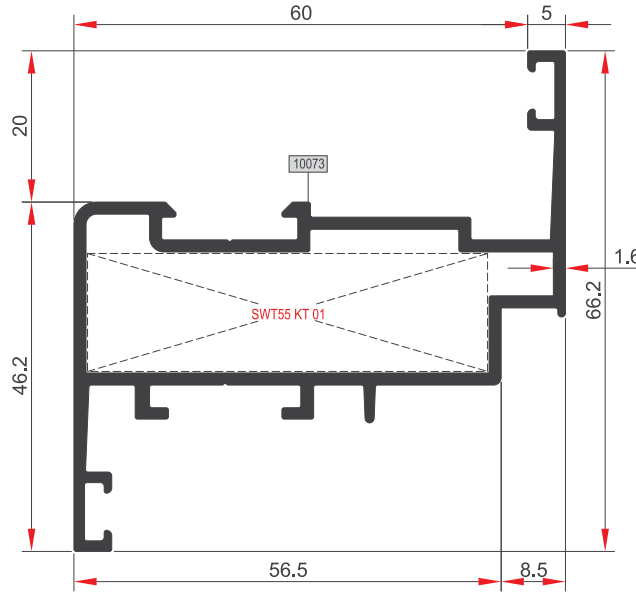
SW55 KY 06

AĞIRLIK (kg/m) / WEIGHT kg/m	1.279
Jx (cm ⁴)	19.785
Jy (cm ⁴)	12.756



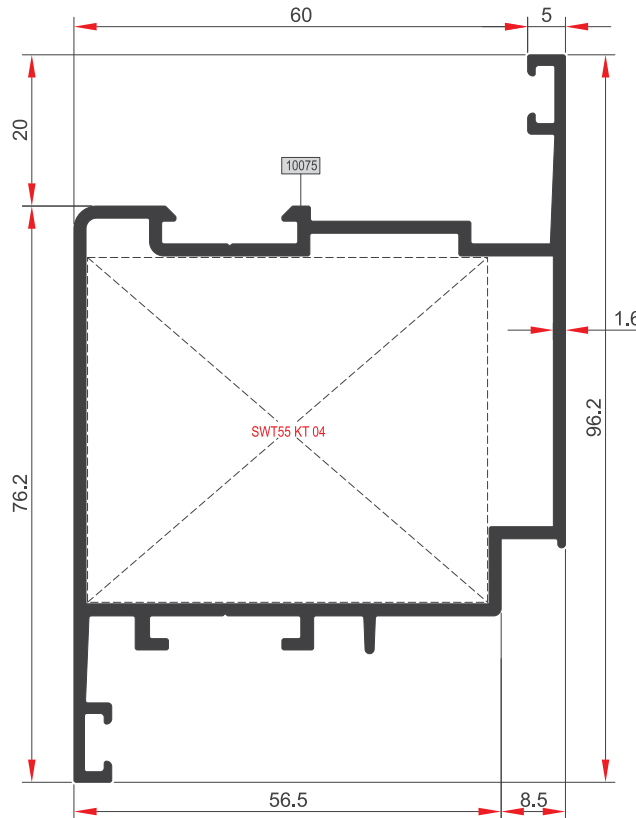
SW55 KY 08

AĞIRLIK (kg/m) / WEIGHT kg/m	1.245
Jx (cm ⁴)	19.728
Jy (cm ⁴)	16.069



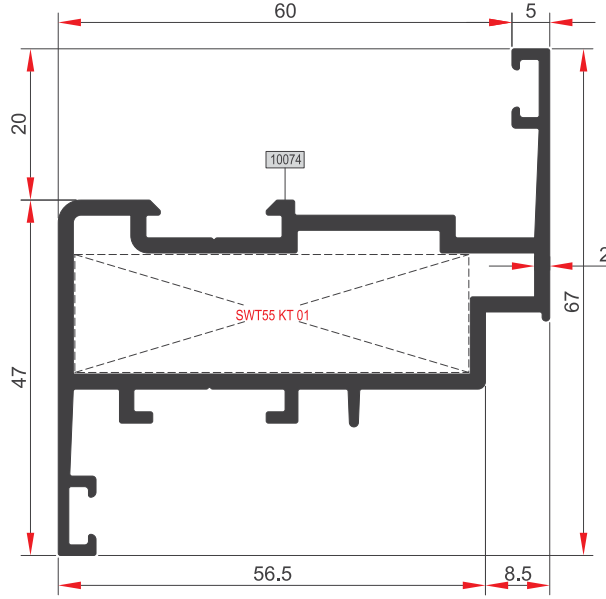
SW55 KN 01

AĞIRLIK (kg/m) / WEIGHT kg/m	1.141
Jx (cm ⁴)	23.308
Jy (cm ⁴)	8.383



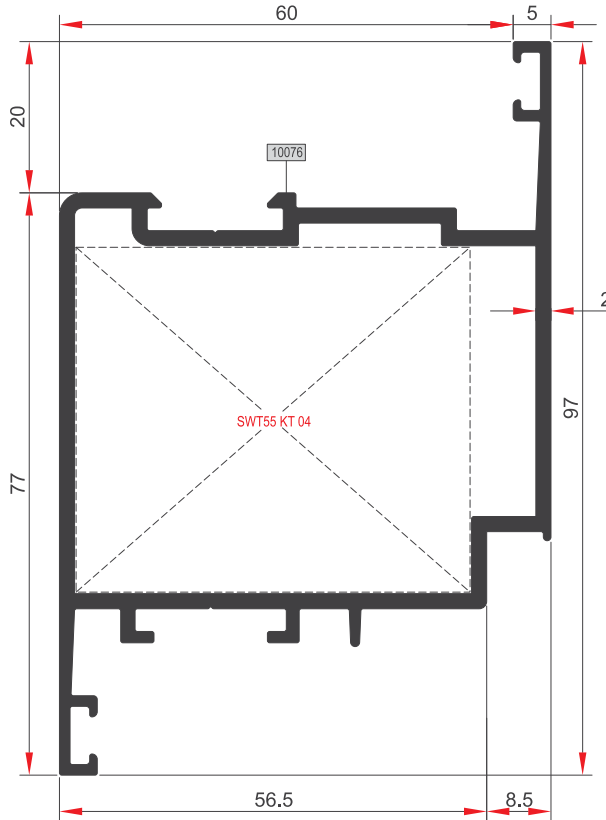
SW55 KN 03

AĞIRLIK (kg/m) / WEIGHT kg/m	1.401
Jx (cm ⁴)	32.972
Jy (cm ⁴)	33.794



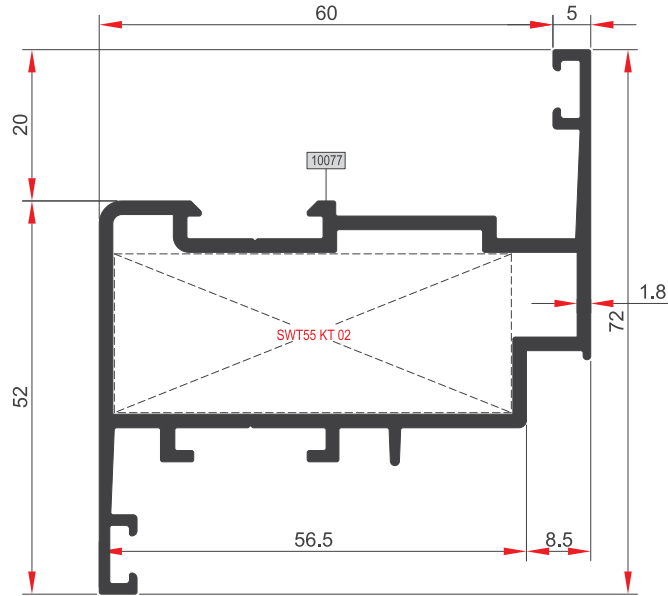
SW55 KN 02

AĞIRLIK (kg/m) / WEIGHT kg/m	1.332
Jx (cm ⁴)	26.438
Jy (cm ⁴)	9.252



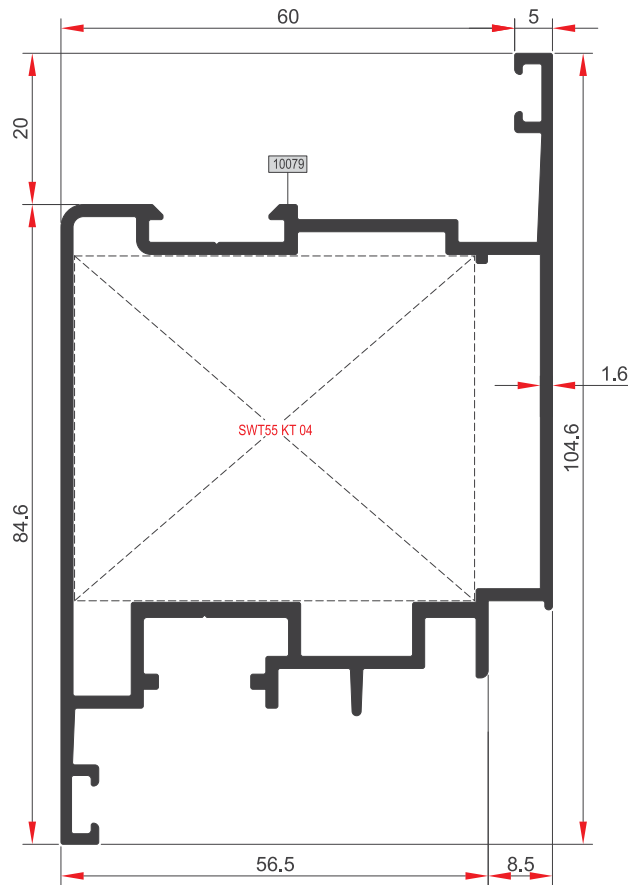
SW55 KN 04

AĞIRLIK (kg/m) / WEIGHT kg/m	1.656
Jx (cm ⁴)	38.368
Jy (cm ⁴)	38.487



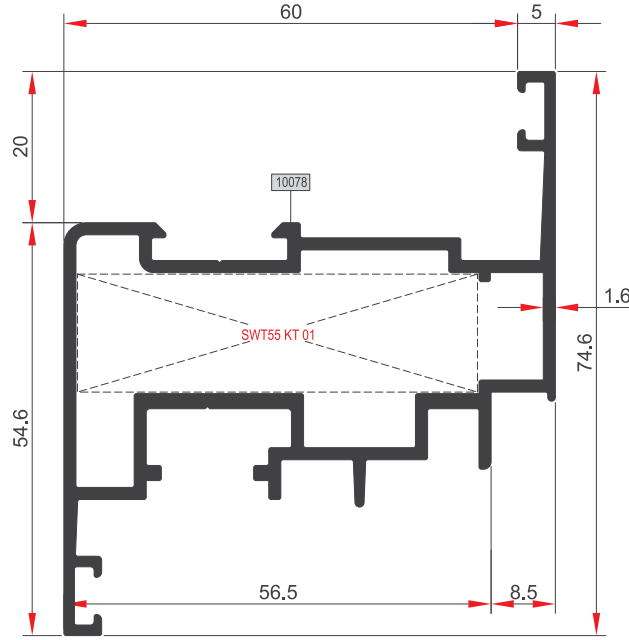
SW55 KN 05

AĞIRLIK (kg/m) / WEIGHT kg/m	1.289
Jx (cm ⁴)	26.821
Jy (cm ⁴)	12.066



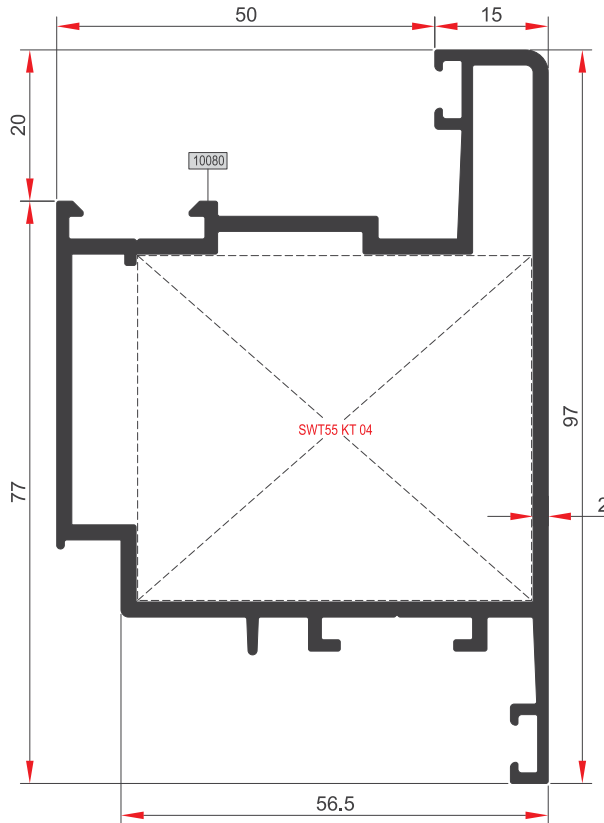
SW55 KN 07

AĞIRLIK (kg/m) / WEIGHT kg/m	1.617
Jx (cm ⁴)	36.695
Jy (cm ⁴)	45.961



SW55 KN 06

AĞIRLIK (kg/m) / WEIGHT kg/m	1.358
Jx (cm ⁴)	27.031
Jy (cm ⁴)	13.072

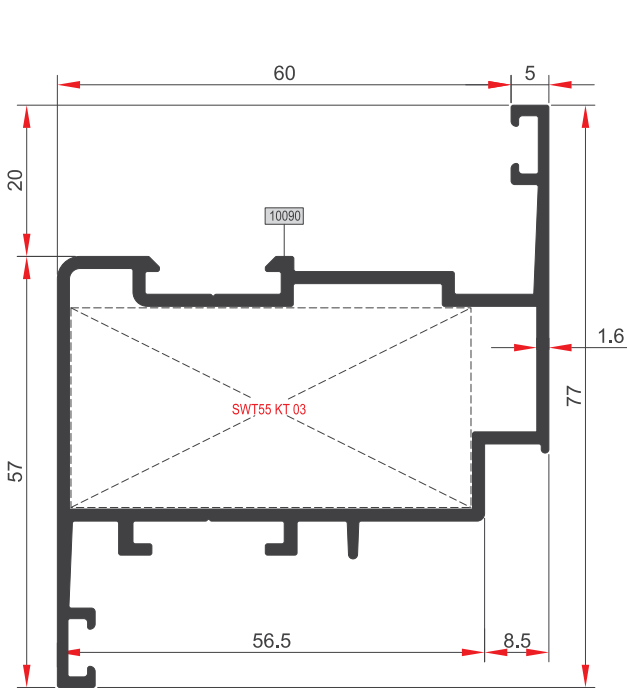


SW55 KN 08

AĞIRLIK (kg/m) / WEIGHT kg/m	1.765
Jx (cm ⁴)	37.872
Jy (cm ⁴)	46.221

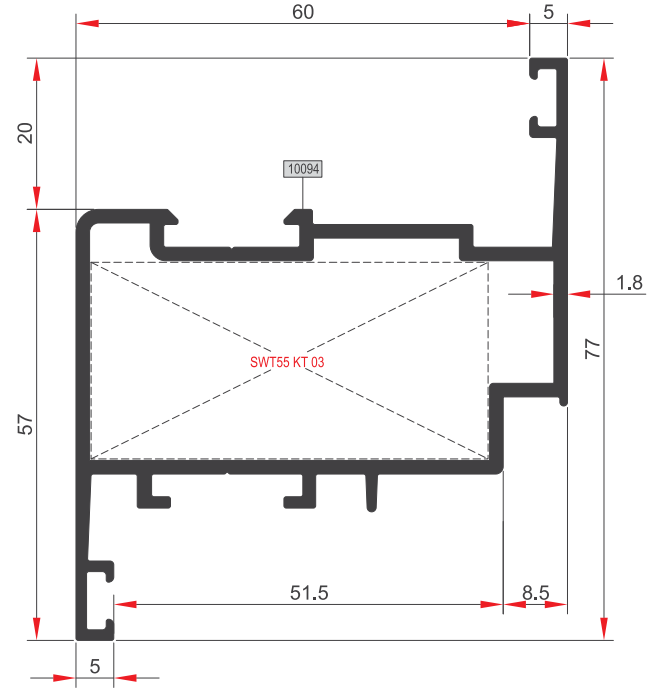
SW55

KANAT PROFİLLERİ
SASH PROFILES



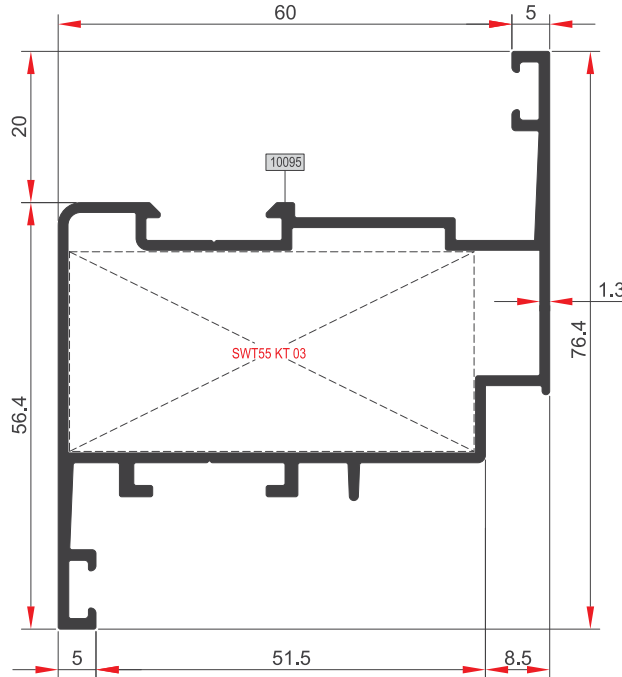
SW55 KN 09

AĞIRLIK (kg/m) / WEIGHT kg/m	1.235
Jx (cm ⁴)	26.788
Jy (cm ⁴)	15.114



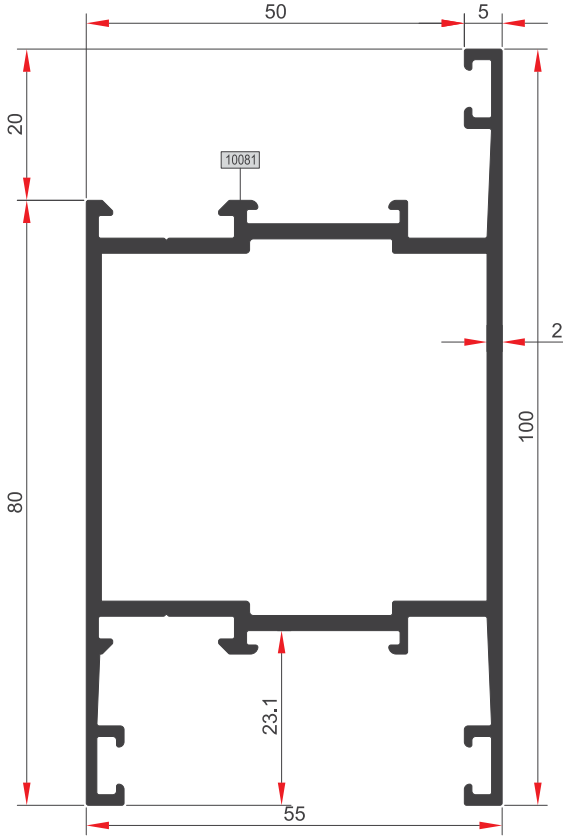
SW55 KN 10

AĞIRLIK (kg/m) / WEIGHT kg/m	1.337
Jx (cm ⁴)	28.619
Jy (cm ⁴)	15.698



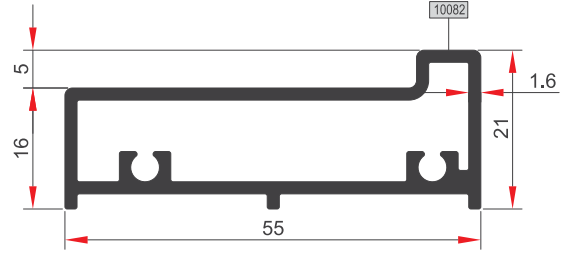
SW55 KN 11

AĞIRLIK (kg/m) / WEIGHT kg/m	1.074
Jx (cm ⁴)	23.797
Jy (cm ⁴)	13.790



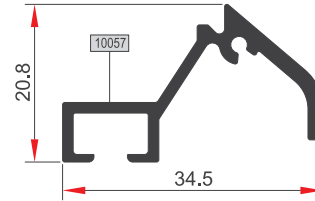
SW55 KE 01

AĞIRLIK (kg/m) / WEIGHT kg/m	1.664
Jx (cm ⁴)	30.220
Jy (cm ⁴)	44.712



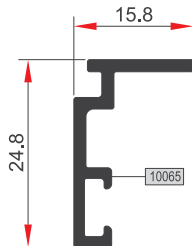
SW55 KE 02

AĞIRLIK (kg/m) / WEIGHT kg/m	0.720
Jx (cm ⁴)	9.335
Jy (cm ⁴)	1.031



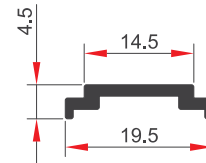
SW55 KW 03

AĞIRLIK (kg/m) / WEIGHT kg/m	0.315
Jx (cm ⁴)	1.306
Jy (cm ⁴)	0.346



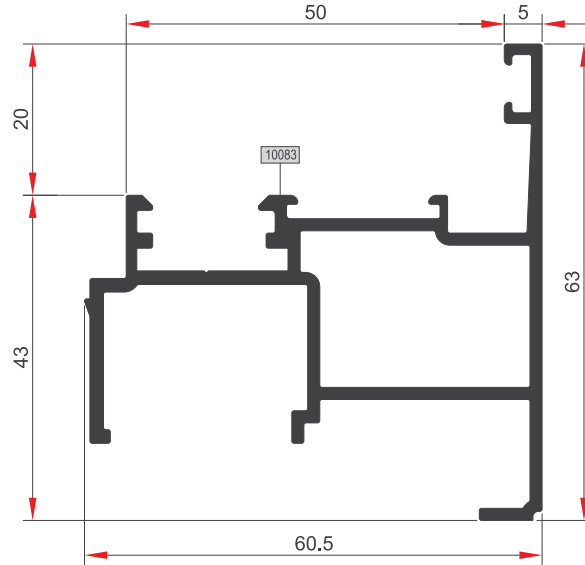
SW55 AD 05

AĞIRLIK (kg/m) / WEIGHT kg/m	0.205
Jx (cm ⁴)	0.122
Jy (cm ⁴)	0.523



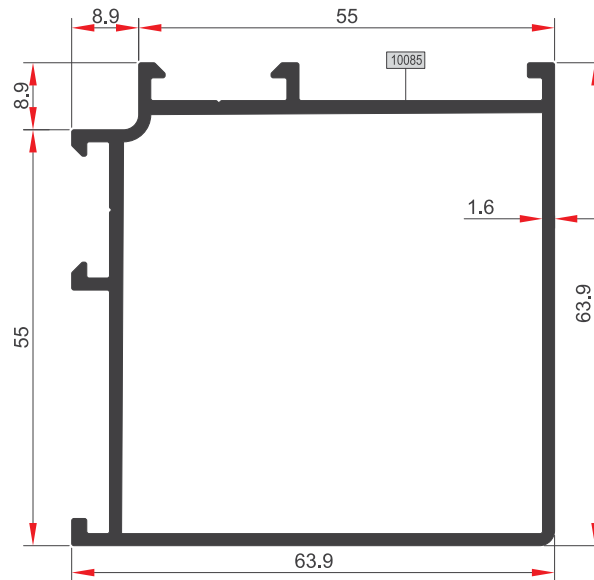
SW55 T 01

AĞIRLIK (kg/m) / WEIGHT kg/m	0.105
Jx (cm ⁴)	0.144
Jy (cm ⁴)	0.005



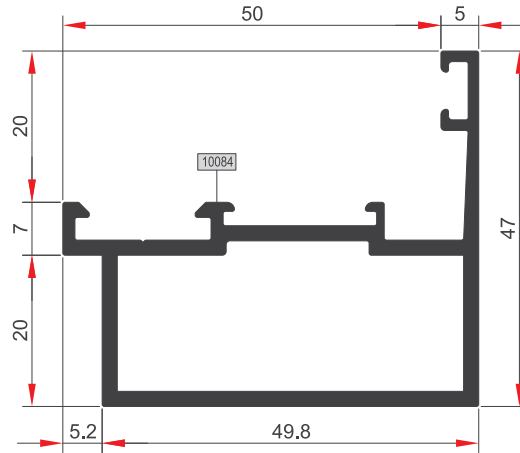
SW55 AD 01

AĞIRLIK (kg/m) / WEIGHT kg/m	1.091
Jx (cm ⁴)	17.465
Jy (cm ⁴)	7.685



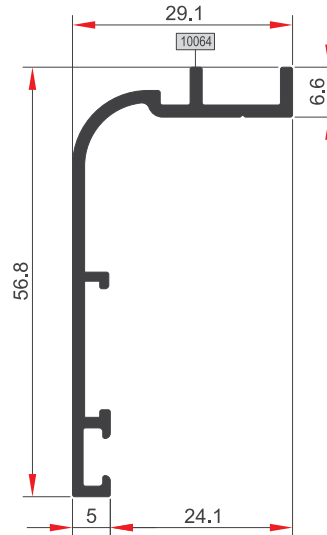
SW55 AD 03

AĞIRLIK (kg/m) / WEIGHT kg/m	1.165
Jx (cm ⁴)	24.657
Jy (cm ⁴)	24.657



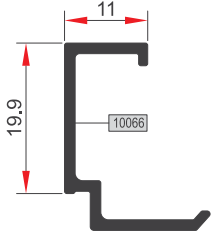
SW55 AD 02

AĞIRLIK (kg/m) / WEIGHT kg/m	0.989
Jx (cm ⁴)	12.941
Jy (cm ⁴)	5.544



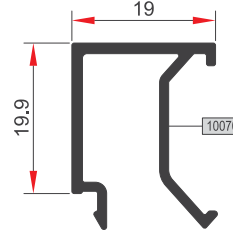
SW55 AD 04

AĞIRLIK (kg/m) / WEIGHT kg/m	0.429
Jx (cm ⁴)	1.330
Jy (cm ⁴)	5.343



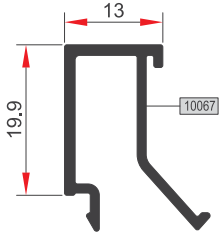
SWT55 C 01

AĞIRLIK (kg/m) / WEIGHT kg/m	0,205
Jx (cm ⁴)	0,206
Jy (cm ⁴)	0,666



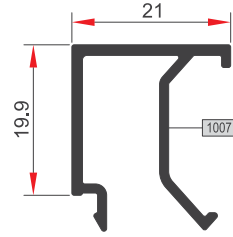
SWT55 C 05

AĞIRLIK (kg/m) / WEIGHT kg/m	0,261
Jx (cm ⁴)	0,383
Jy (cm ⁴)	0,638



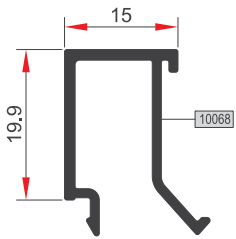
SWT55 C 02

AĞIRLIK (kg/m) / WEIGHT kg/m	0,237
Jx (cm ⁴)	0,261
Jy (cm ⁴)	0,558



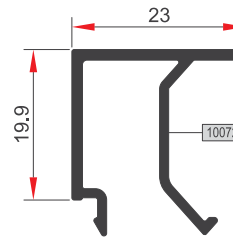
SWT55 C 06

AĞIRLIK (kg/m) / WEIGHT kg/m	0,269
Jx (cm ⁴)	0,429
Jy (cm ⁴)	0,660



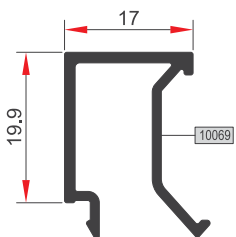
SWT55 C 03

AĞIRLIK (kg/m) / WEIGHT kg/m	0,242
Jx (cm ⁴)	0,309
Jy (cm ⁴)	0,582



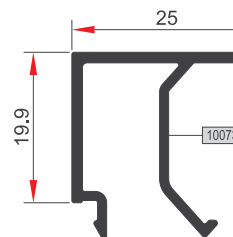
SWT55 C 07

AĞIRLIK (kg/m) / WEIGHT kg/m	0,277
Jx (cm ⁴)	0,488
Jy (cm ⁴)	0,681



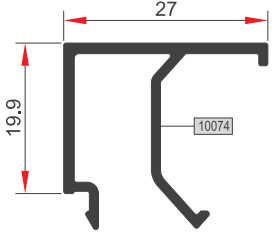
SWT55 C 04

AĞIRLIK (kg/m) / WEIGHT kg/m	0,254
Jx (cm ⁴)	0,348
Jy (cm ⁴)	0,615

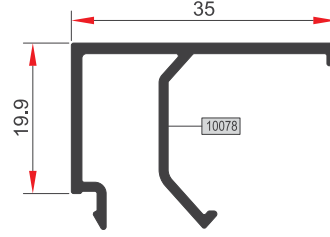


SWT55 C 08

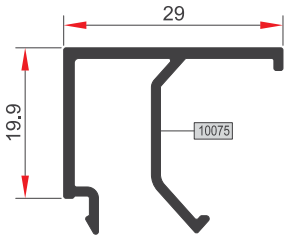
AĞIRLIK (kg/m) / WEIGHT kg/m	0,284
Jx (cm ⁴)	0,561
Jy (cm ⁴)	0,701



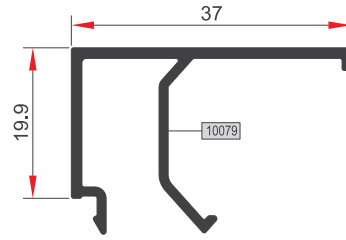
SWT55 C 09	
AĞIRLIK (kg/m) / WEIGHT kg/m	0,292
Jx (cm ⁴)	0,648
Jy (cm ⁴)	0,719



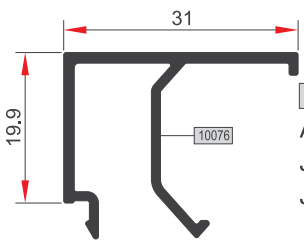
SWT55 C 13	
AĞIRLIK (kg/m) / WEIGHT kg/m	0,322
Jx (cm ⁴)	1,064
Jy (cm ⁴)	0,786



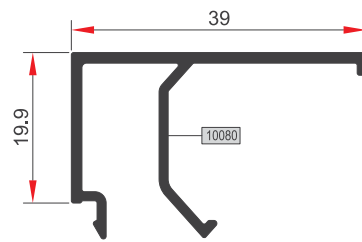
SWT55 C 10	
AĞIRLIK (kg/m) / WEIGHT kg/m	0,299
Jx (cm ⁴)	0,751
Jy (cm ⁴)	0,737



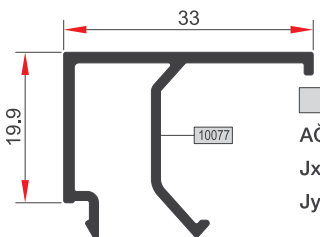
SWT55 C 14	
AĞIRLIK (kg/m) / WEIGHT kg/m	0,329
Jx (cm ⁴)	1,340
Jy (cm ⁴)	0,801



SWT55 C 11	
AĞIRLIK (kg/m) / WEIGHT kg/m	0,307
Jx (cm ⁴)	0,871
Jy (cm ⁴)	0,754



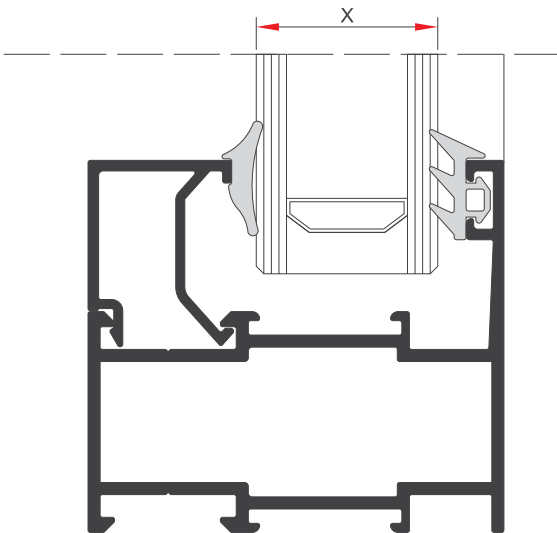
SWT55 C 14	
AĞIRLIK (kg/m) / WEIGHT kg/m	0,304
Jx (cm ⁴)	1,536
Jy (cm ⁴)	0,815



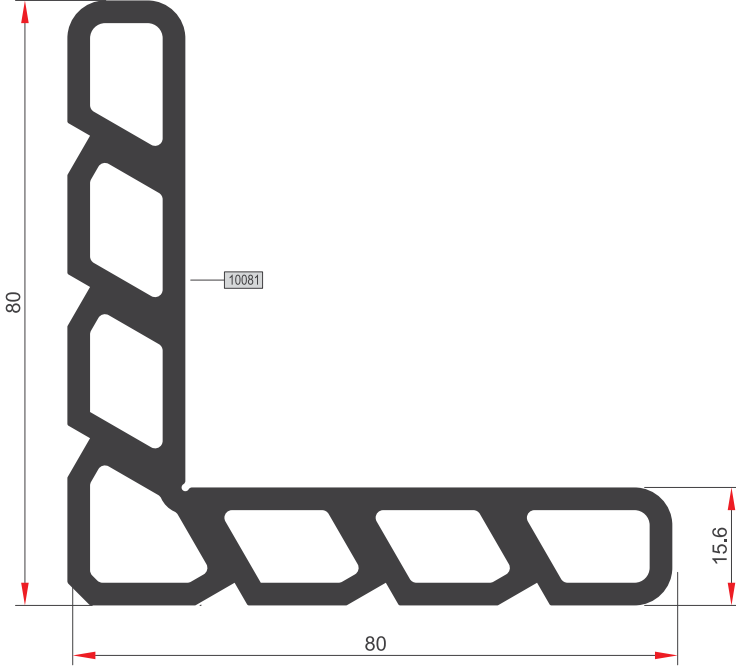
SWT55 C 12	
AĞIRLIK (kg/m) / WEIGHT kg/m	0,314
Jx (cm ⁴)	1,008
Jy (cm ⁴)	0,770



CAM TABLOSU - Glazing Table

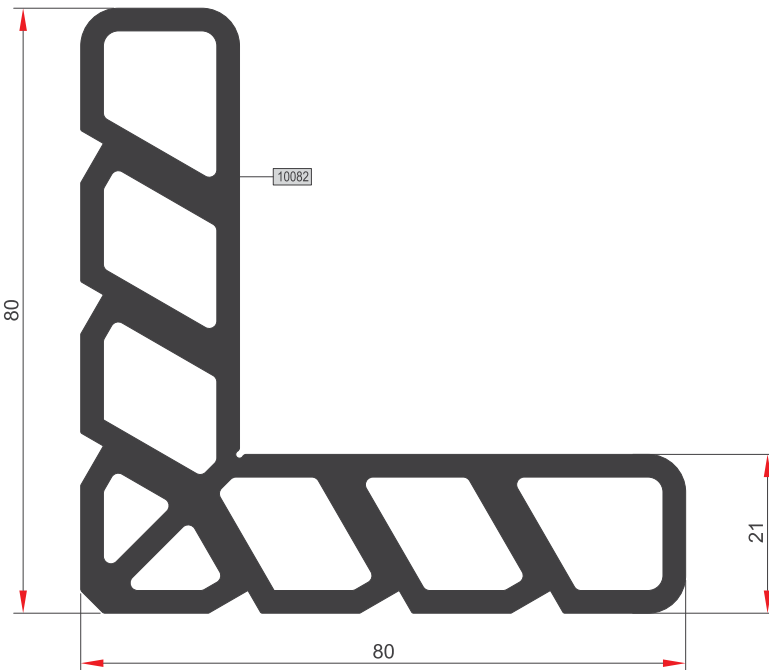


		
	FITIL004	FITIL005
SWT55 C 01	32 mm	31 mm
SWT55 C 02	30 mm	29 mm
SWT55 C 03	28 mm	27 mm
SWT55 C 04	26 mm	25 mm
SWT55 C 05	24 mm	23 mm
SWT55 C 06	22 mm	21 mm
SWT55 C 07	20 mm	19 mm
SWT55 C 08	18 mm	17 mm
SWT55 C 09	16 mm	15 mm
SWT55 C 10	14 mm	13 mm
SWT55 C 11	12 mm	11 mm
SWT55 C 12	10 mm	9 mm
SWT55 C 13	8 mm	7 mm
SWT55 C 14	6 mm	5 mm
SWT55 C 15	4 mm	3 mm



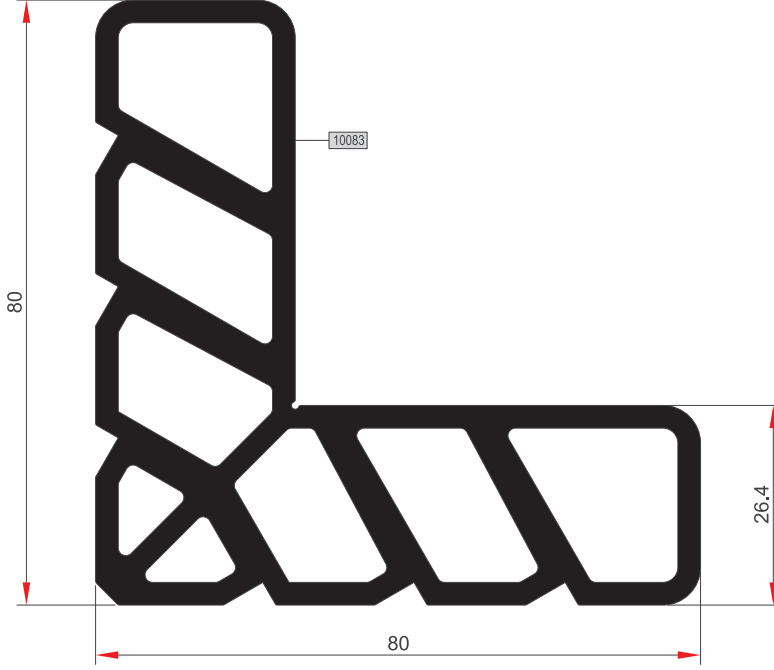
SW55 KT 01

AĞIRLIK (kg/m) / WEIGHT kg/m	3,226
Jx (cm ⁴)	66,802
Jy (cm ⁴)	66,802



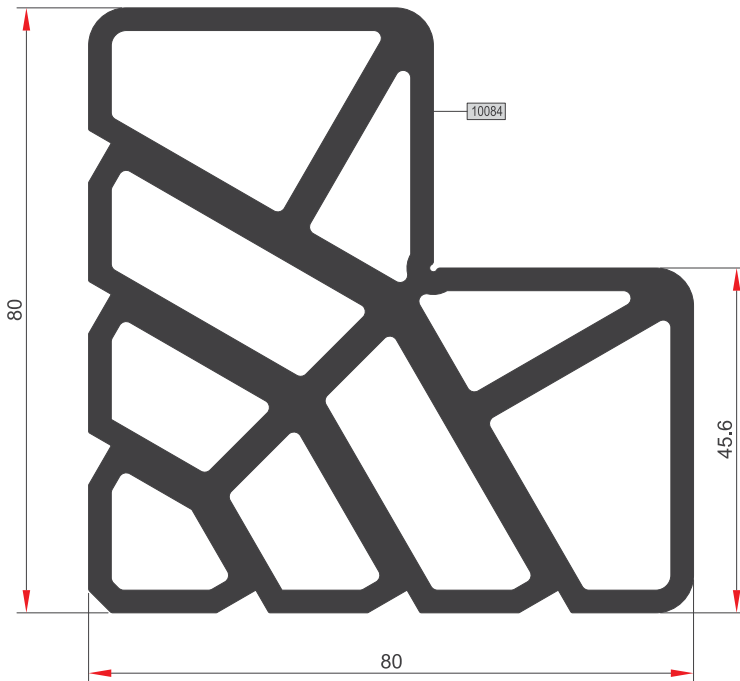
SW55 KT 02

AĞIRLIK (kg/m) / WEIGHT kg/m	3,788
Jx (cm ⁴)	74,787
Jy (cm ⁴)	74,787



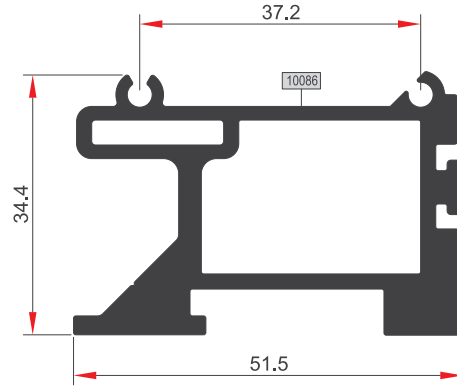
SW55 KT 03

AĞIRLIK (kg/m) / WEIGHT kg/m	4,109
Jx (cm ⁴)	79,786
Jy (cm ⁴)	79,786



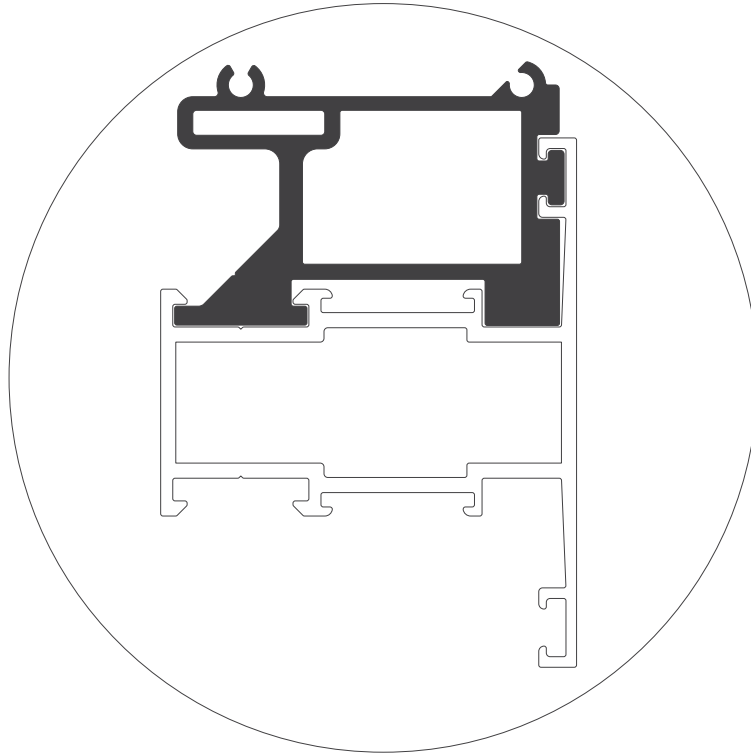
SW55 KT 04

AĞIRLIK (kg/m) / WEIGHT kg/m	5,602
Jx (cm ⁴)	107,561
Jy (cm ⁴)	107,561



SW55 KB 01

AĞIRLIK (kg/m) / WEIGHT kg/m	1.460
Jx (cm ⁴)	15.578
Jy (cm ⁴)	6.337



MİMARİ KATALOG

ARCHITECTURAL CATALOGUE

Aluminyum Kapı Pencere ve Giydirme Cephe Sistemleri
Aluminium Window Doors and Facade Systems



ALUSYSTEMS
Profil Detayları

ALUSYSTEMS
Profile Details

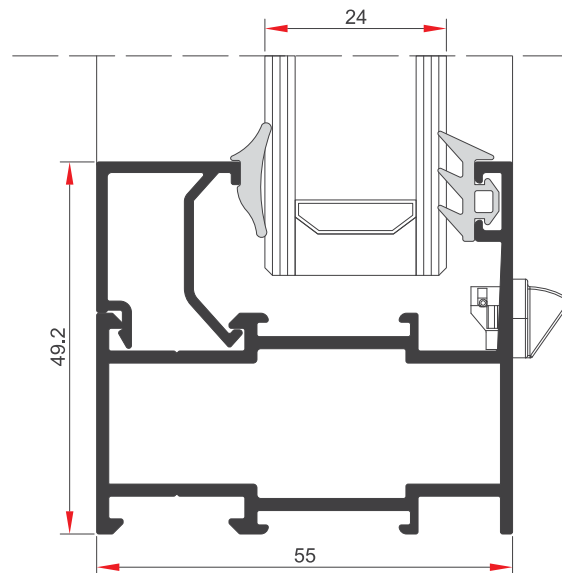
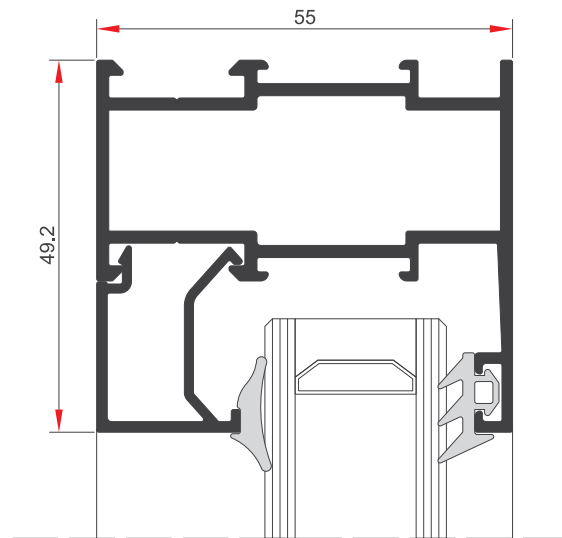
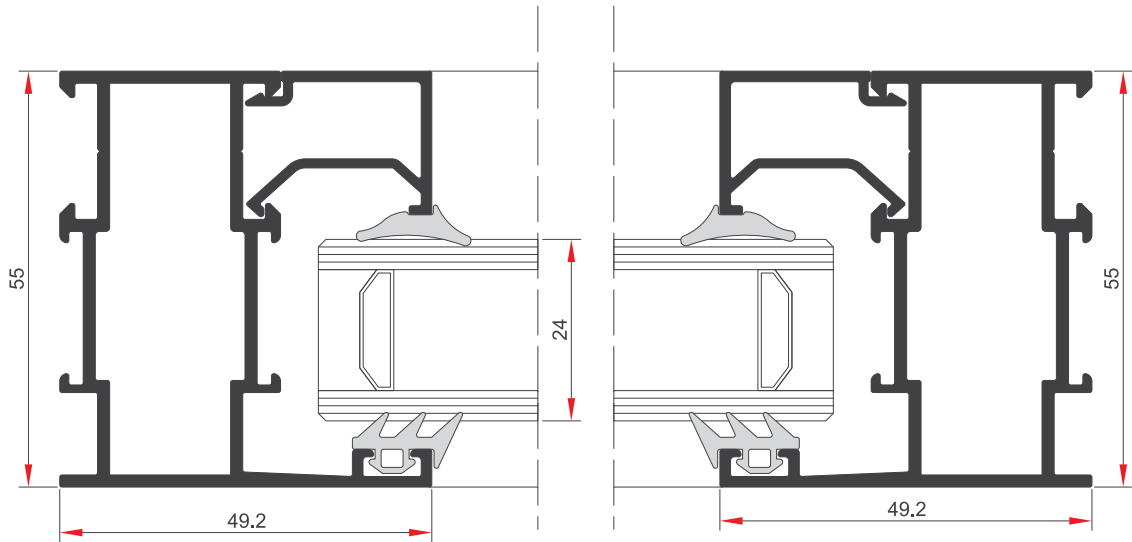
SW55

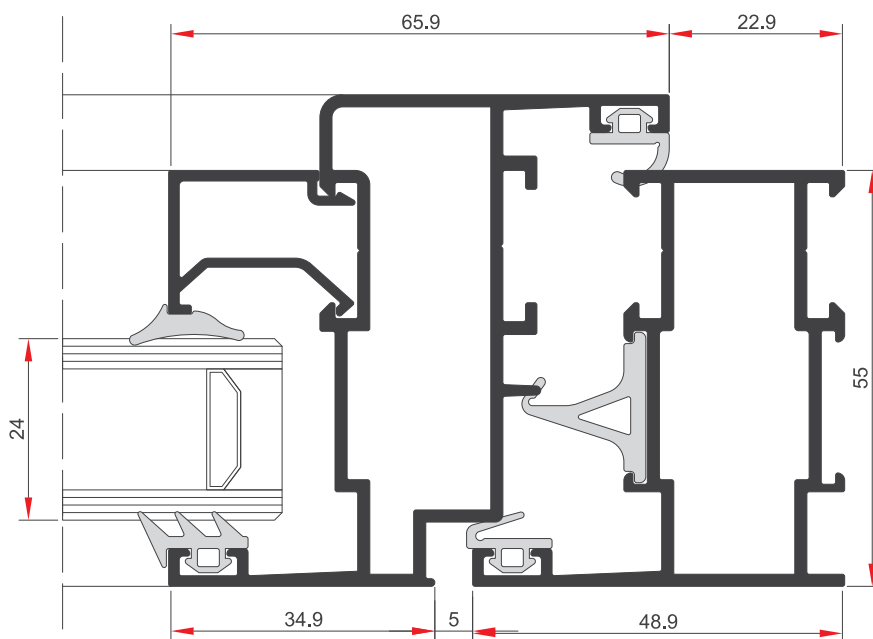
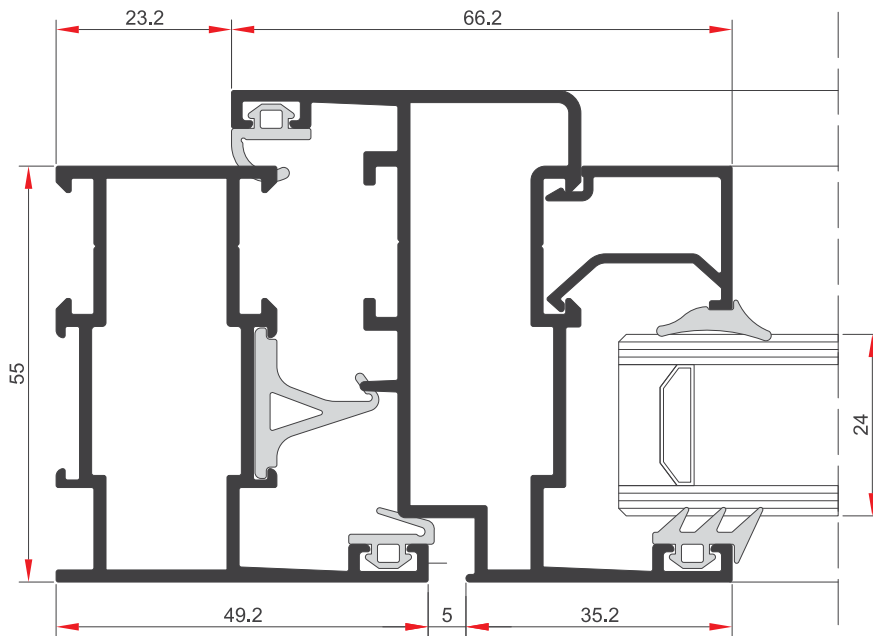
DETAYLAR
DETAILS

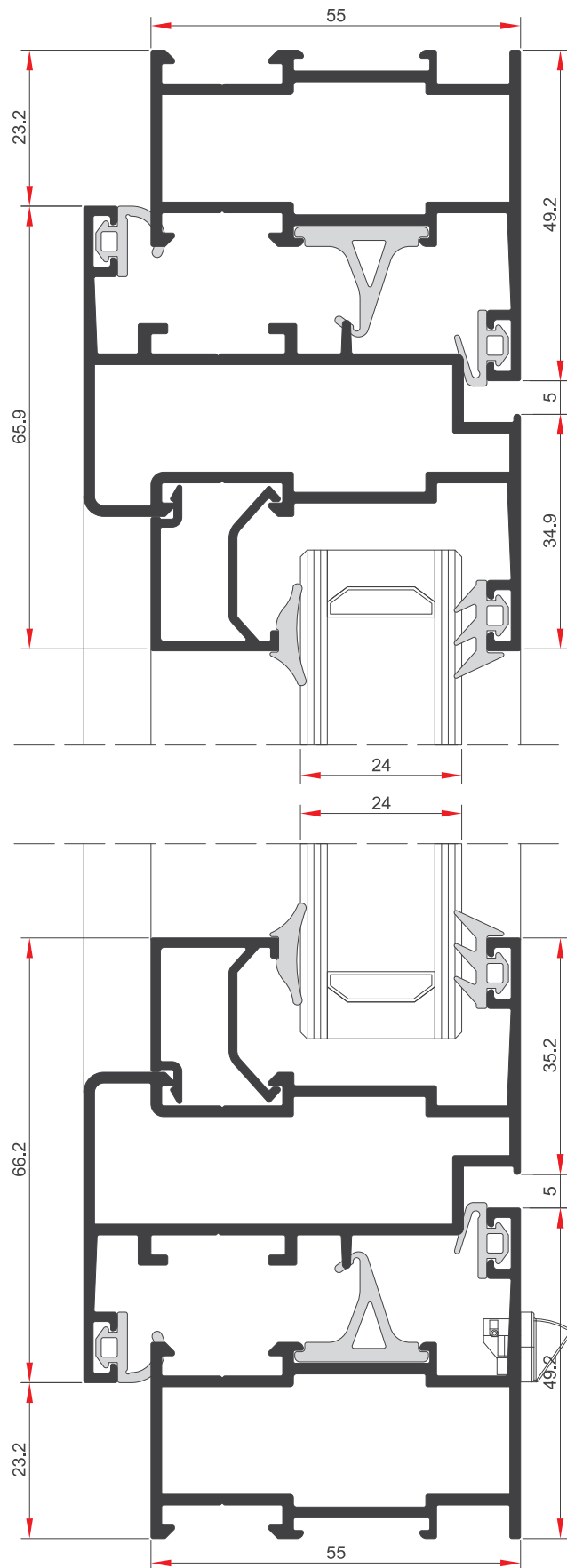
ALUSYSTEMS

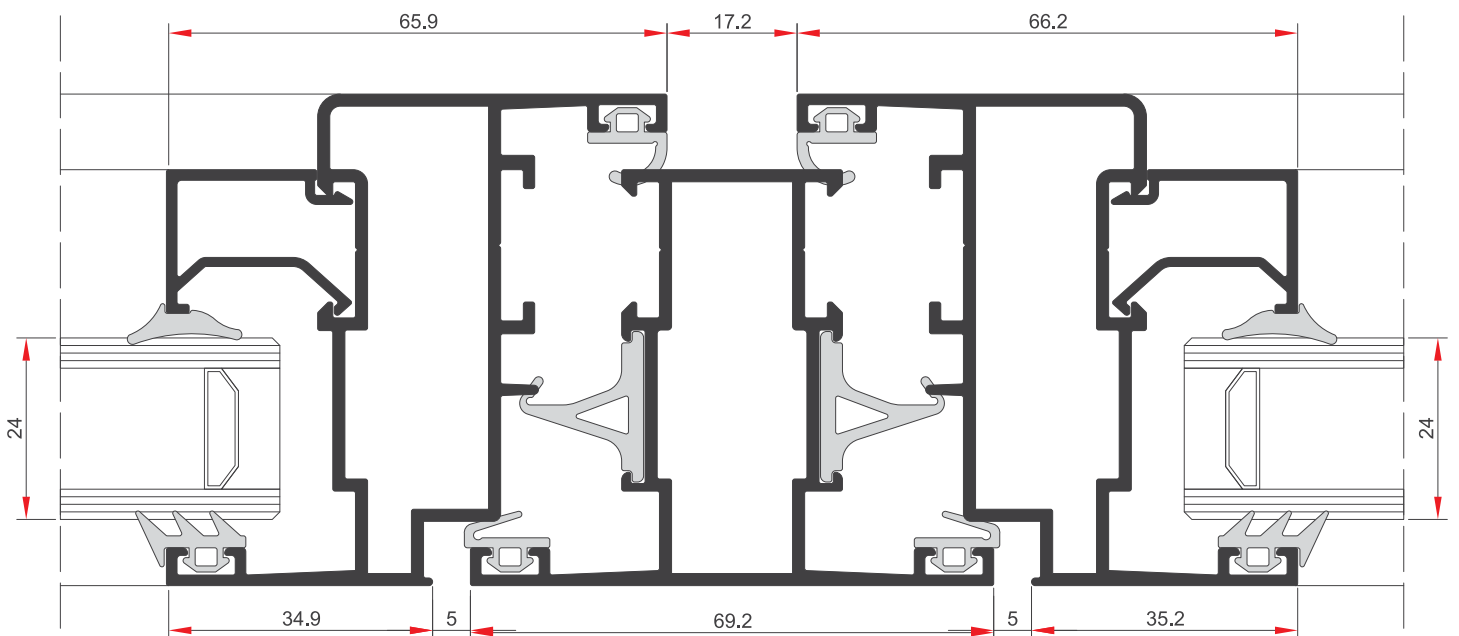
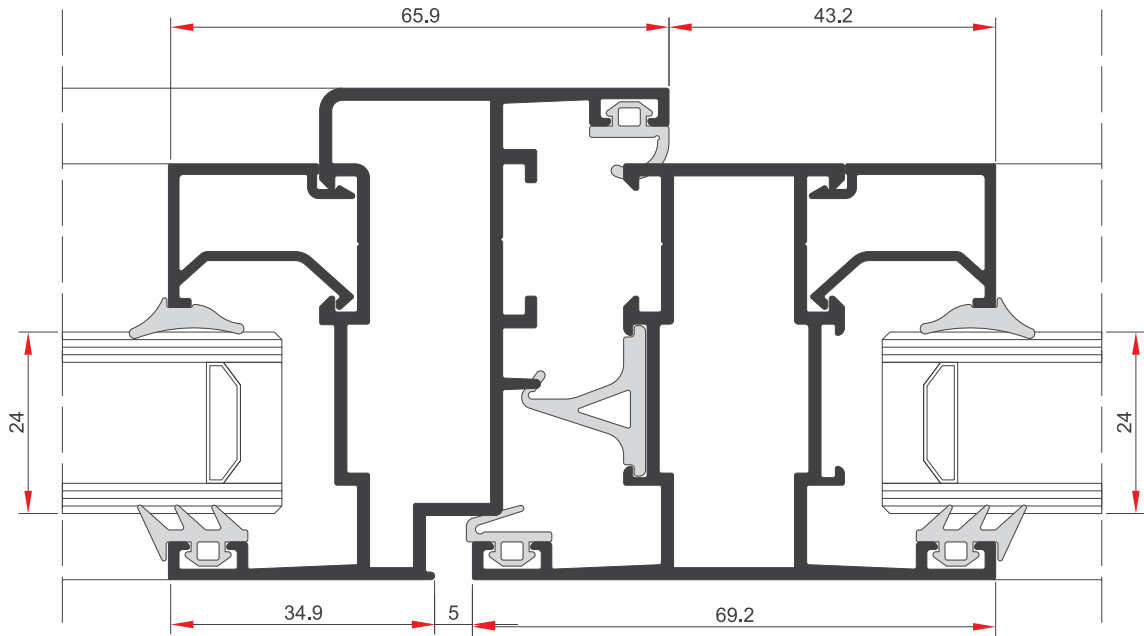
Aluminyum Kapı Pencere ve Giydirme Cephe Sistemleri
Aluminium Window Doors and Facade Systems

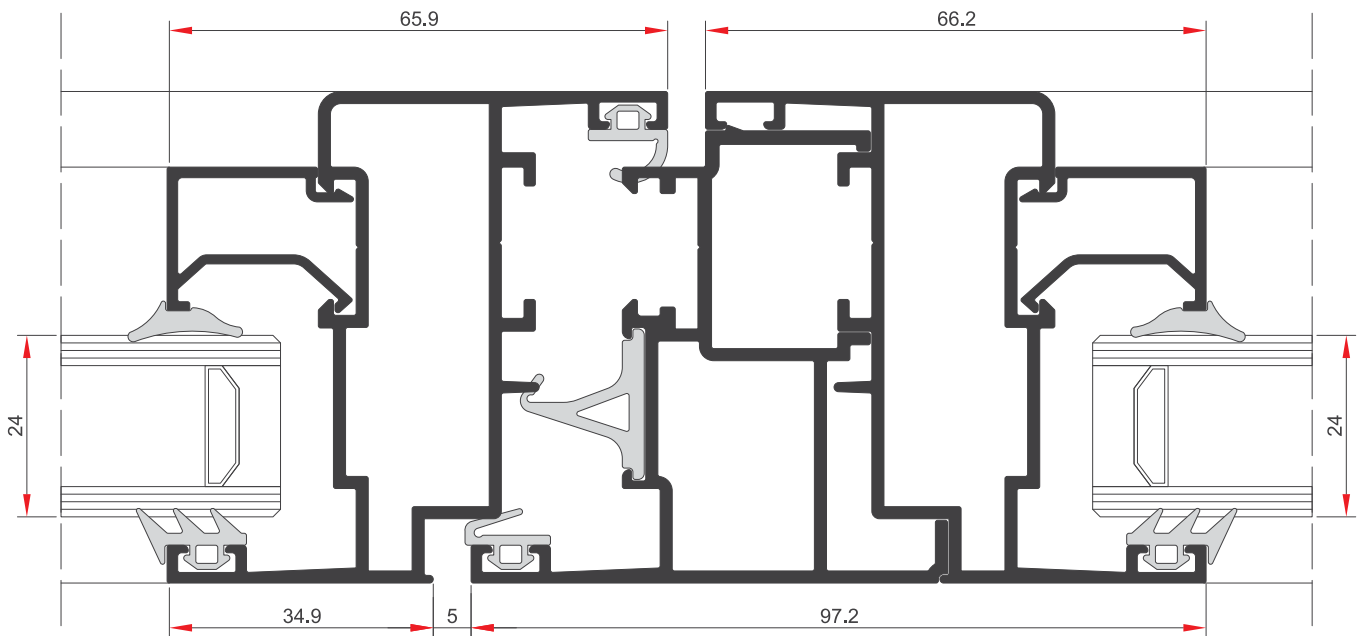


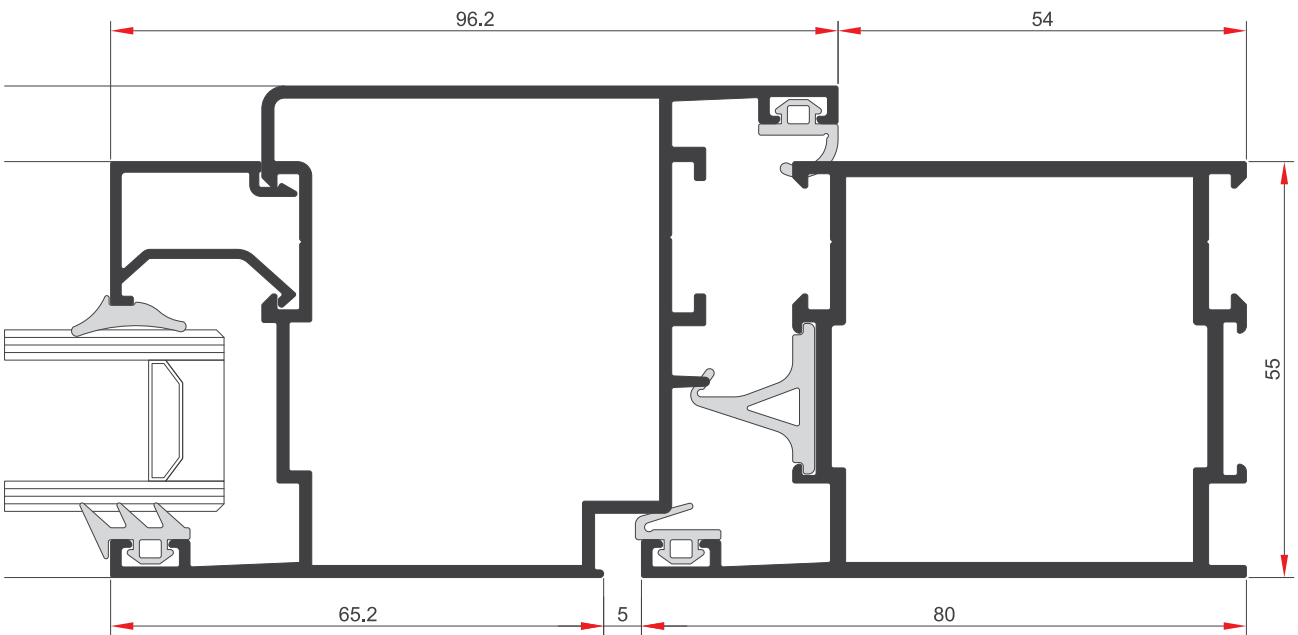
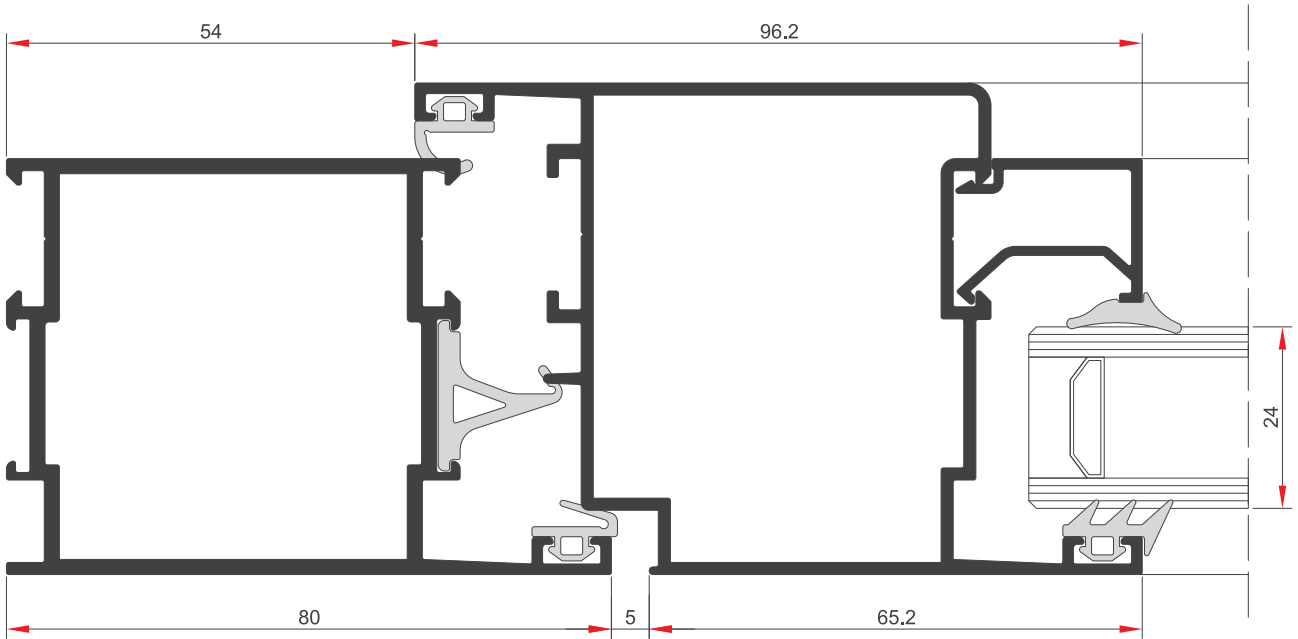


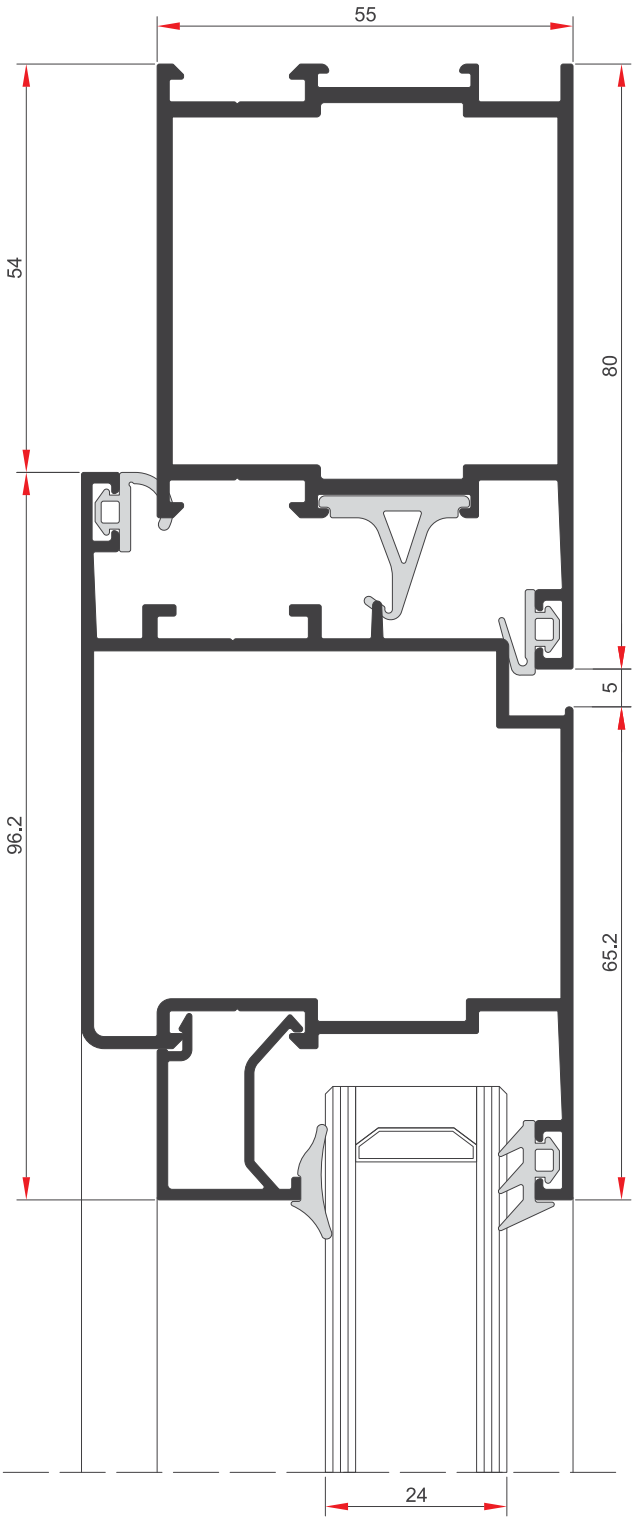


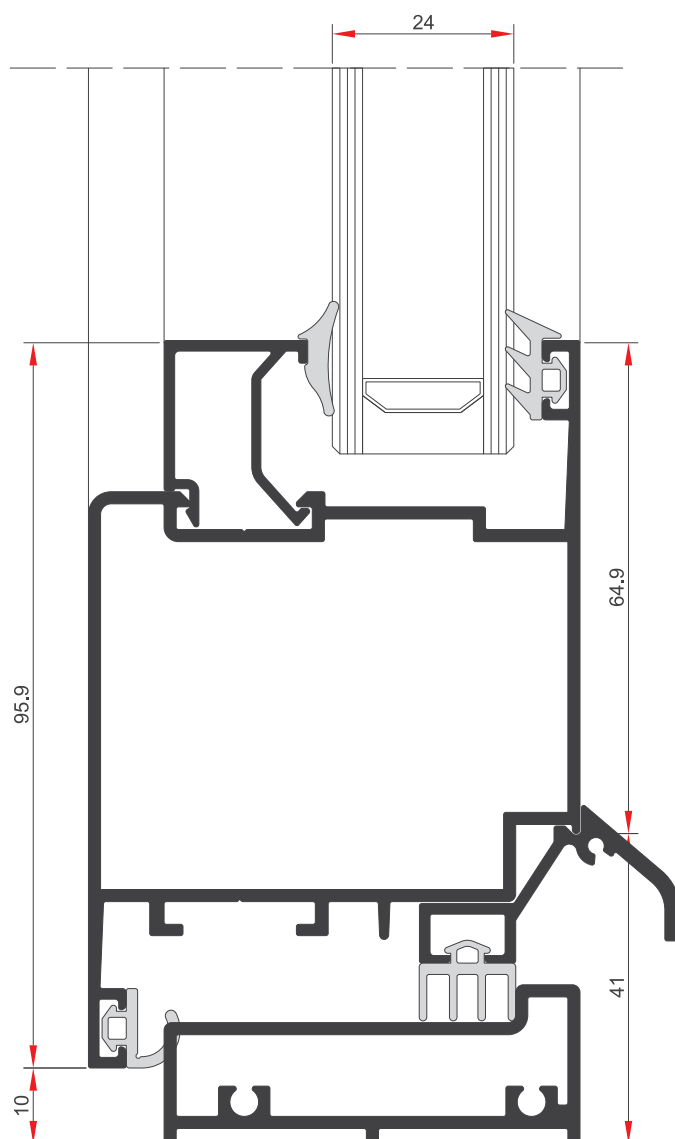


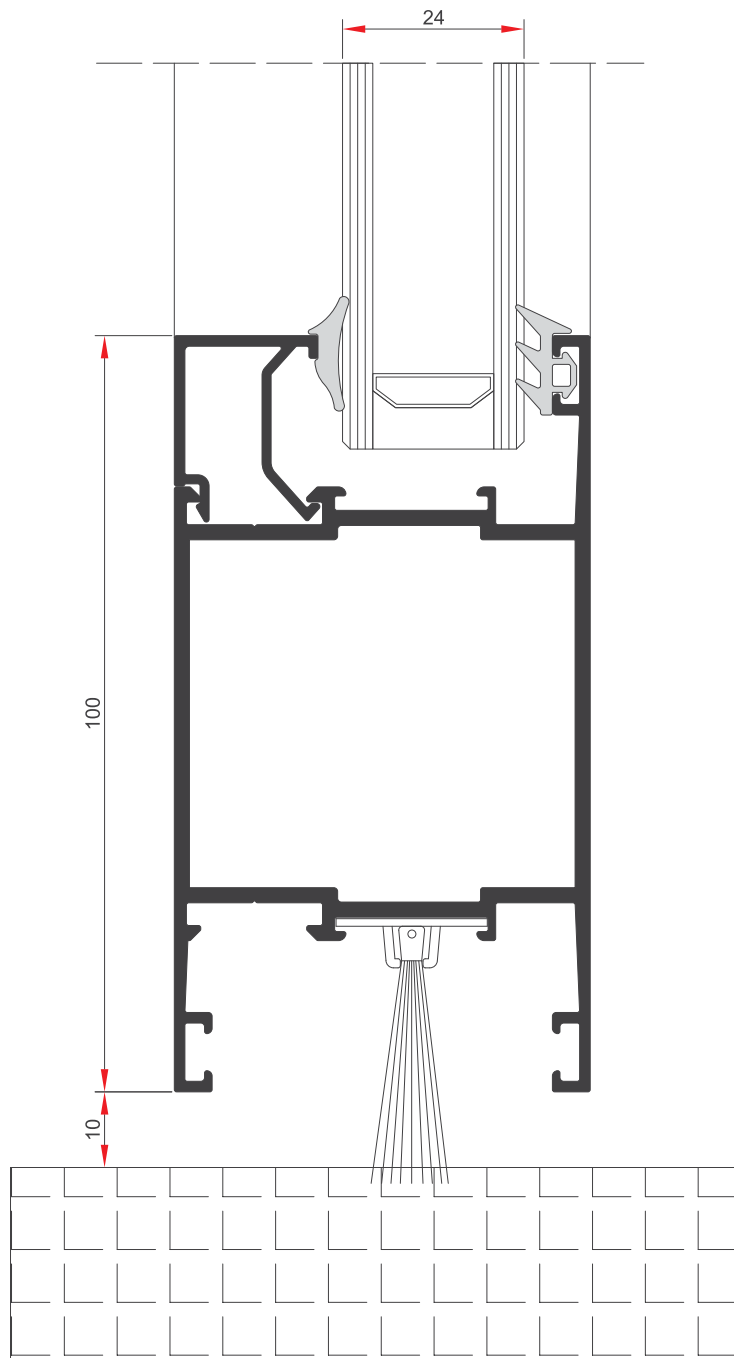


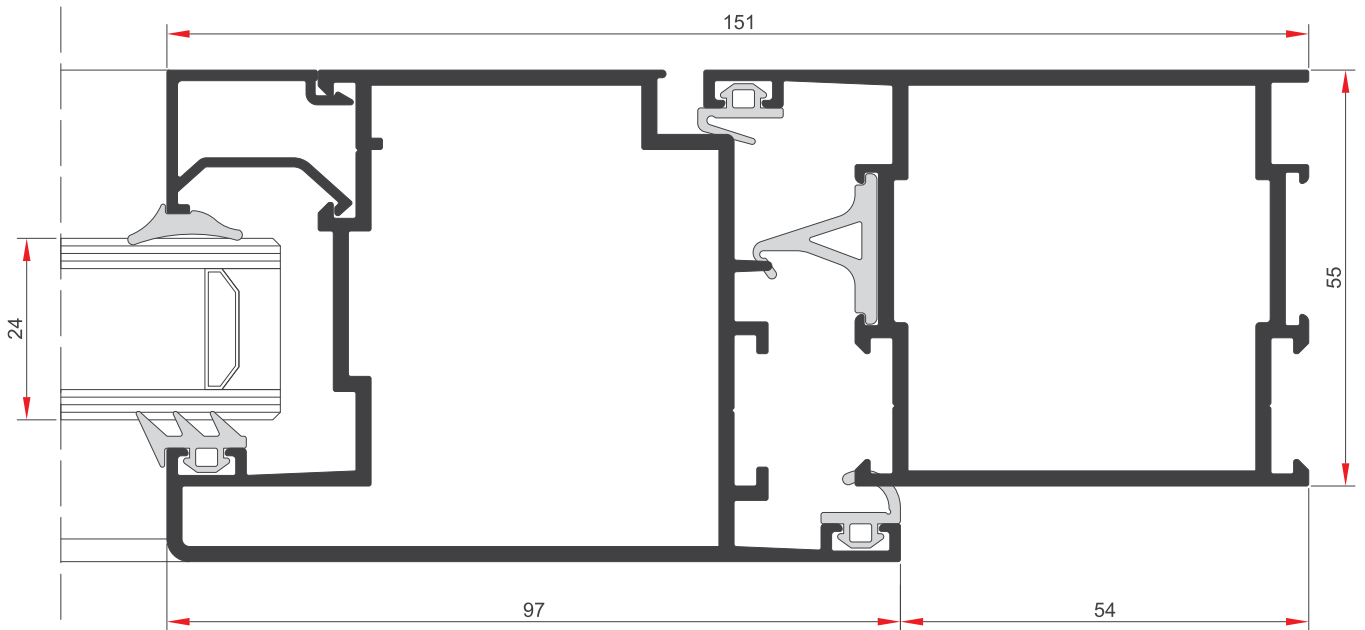
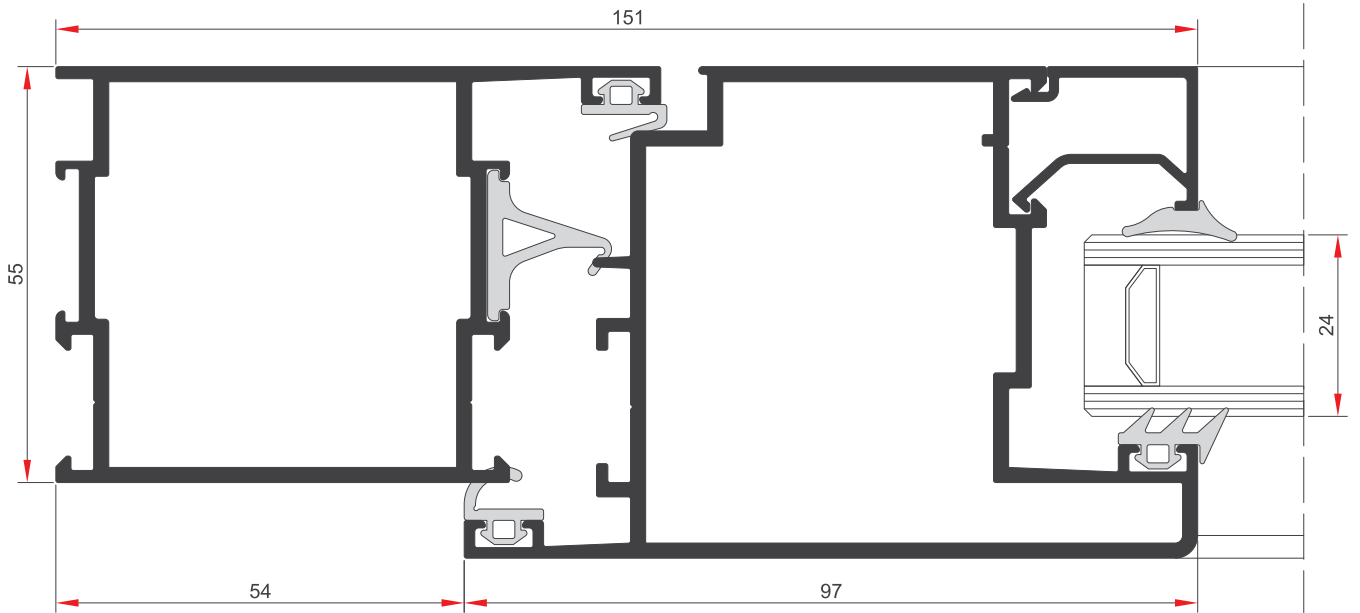


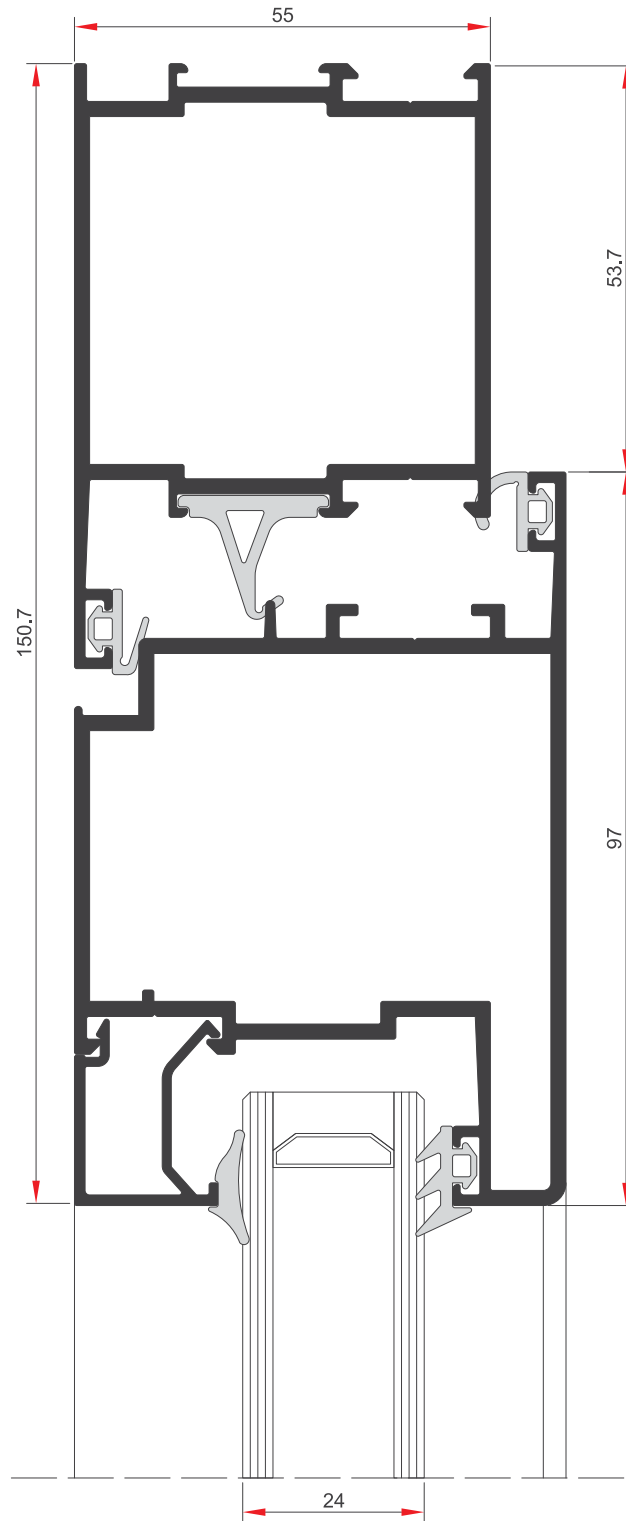


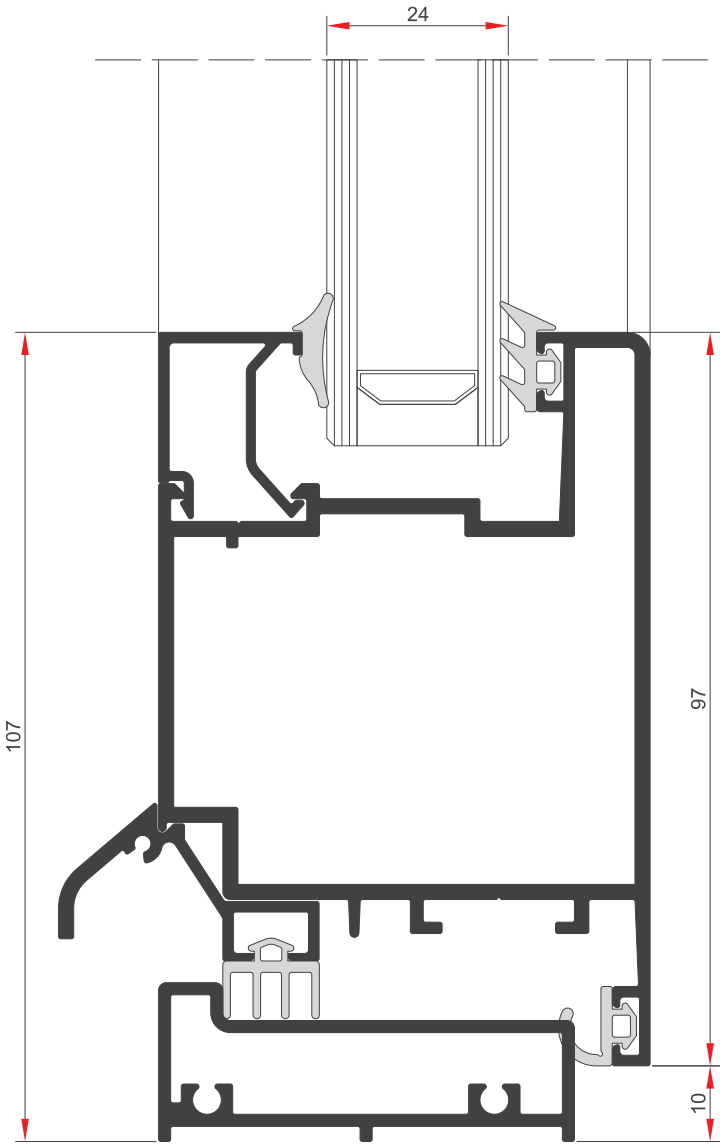






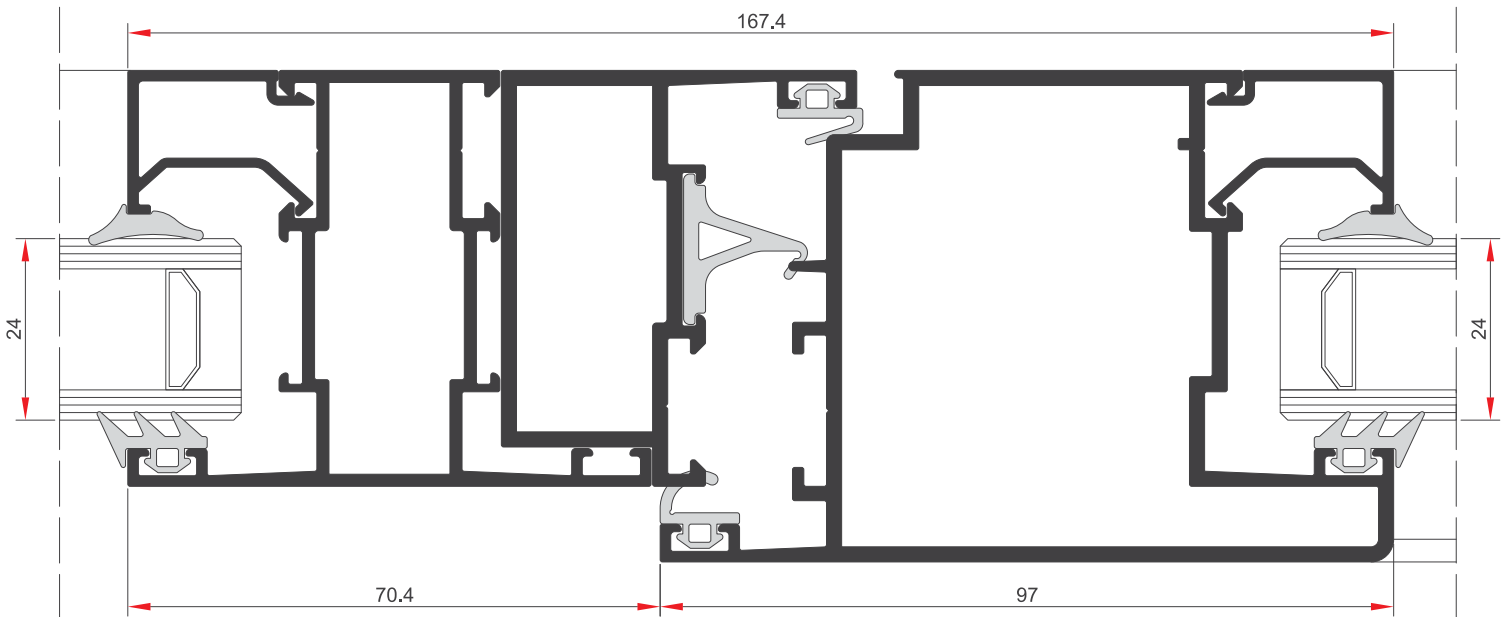
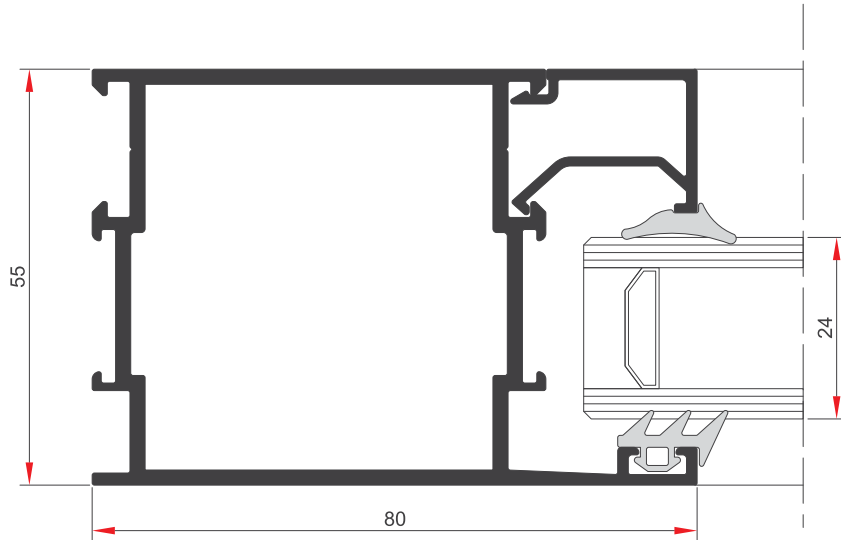


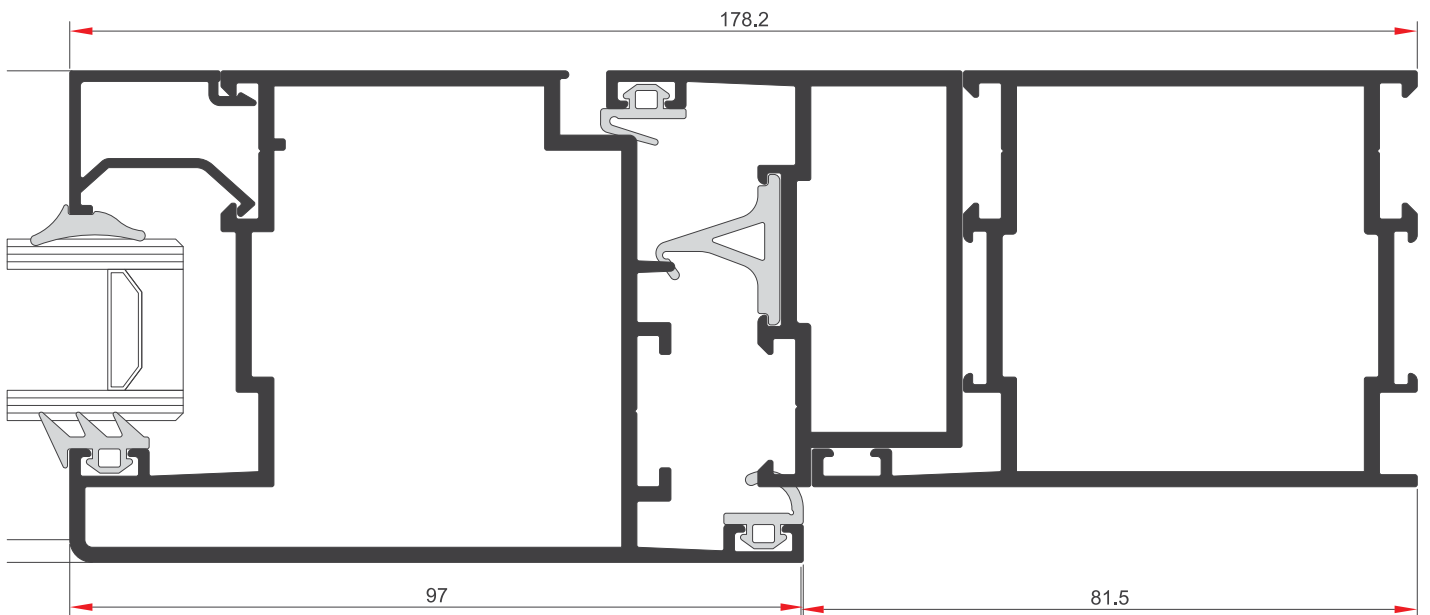


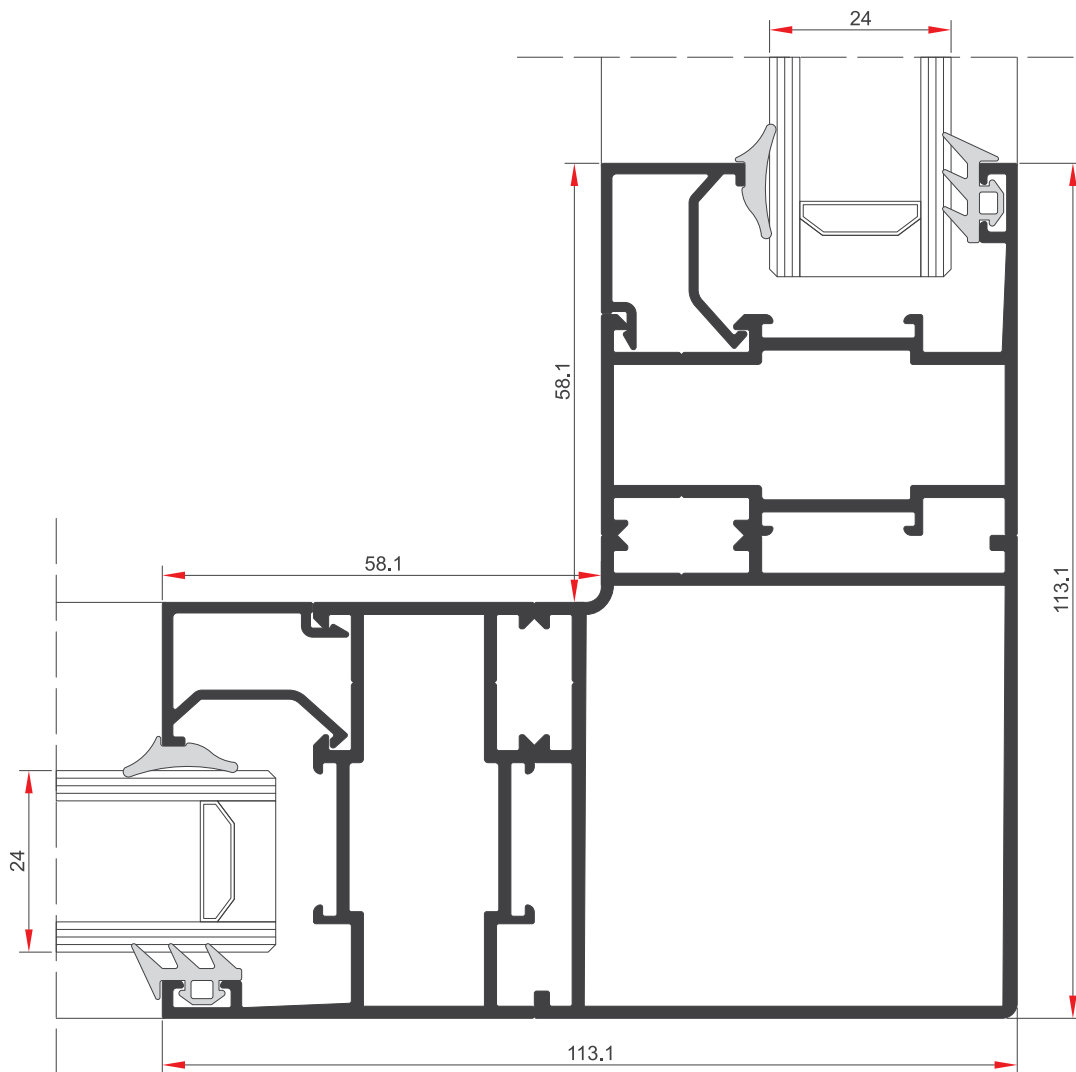


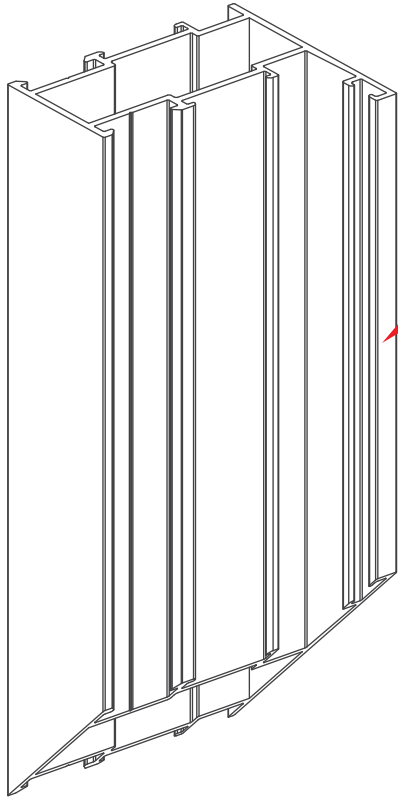
SW55

DETAYLAR
DETAILS

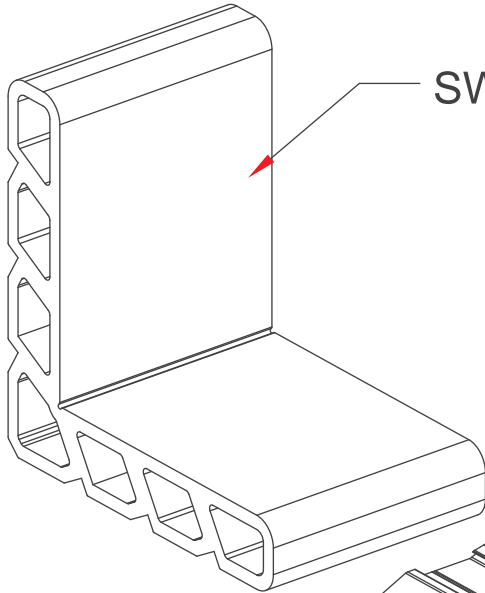




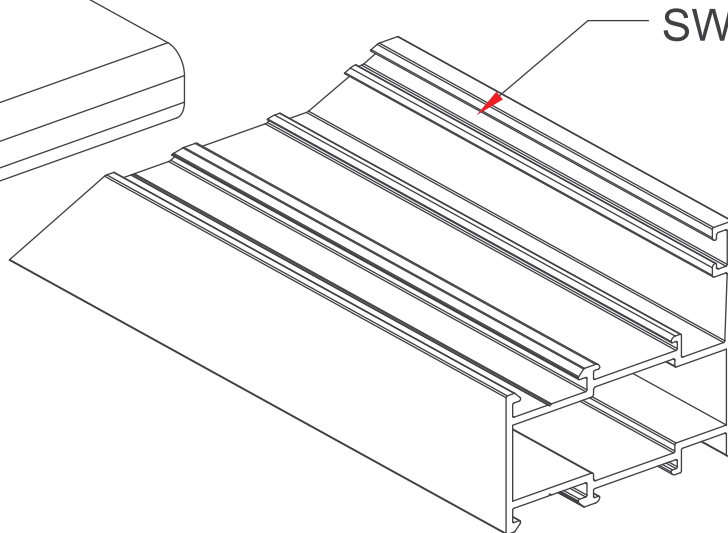




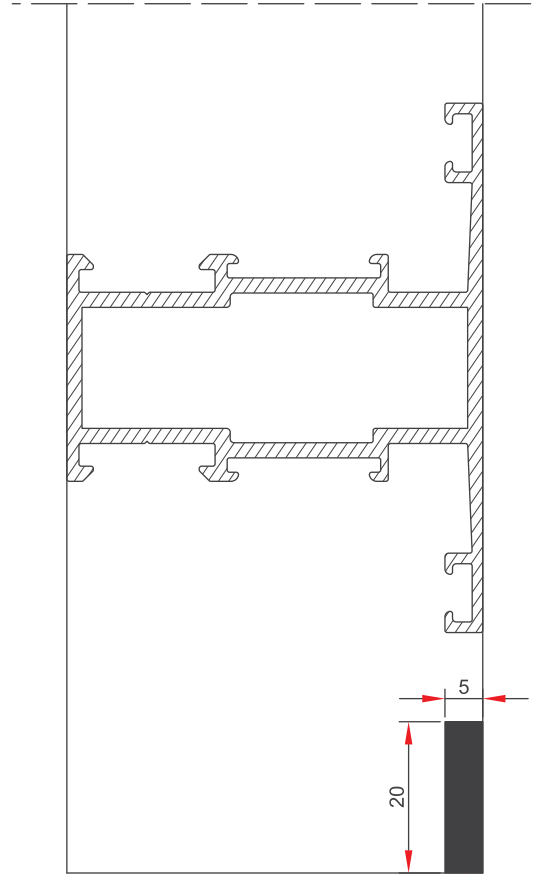
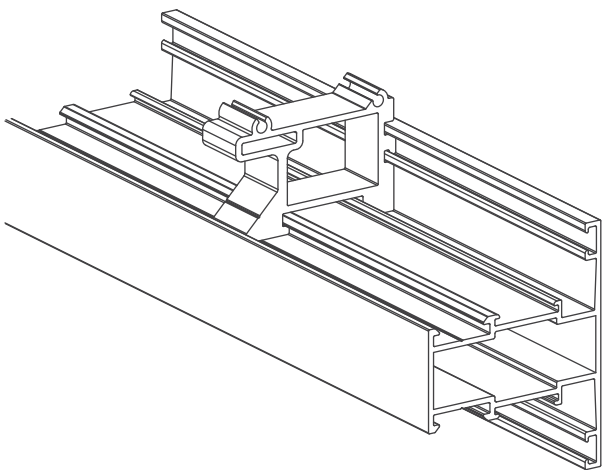

SW55 KS XX



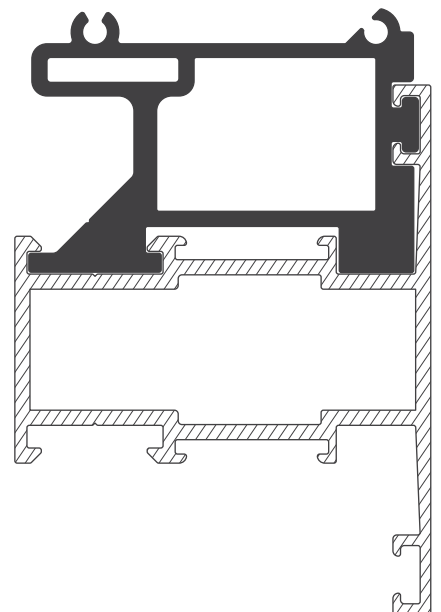
SWT55 KT XX



SW55 KS XX



KERTME



ALUSYSTEMS

Aluminyum Kapı Pencere ve Giydirme Cephe Sistemleri
Aluminium Window Doors and Facade Systems



MİMARİ KATALOG

ARCHITECTURAL CATALOGUE

Aluminyum Kapı Pencere ve Giydirme Cephe Sistemleri
Aluminium Window Doors and Facade Systems



ALUSYSTEMS
Profil Detayları

ALUSYSTEMS
Profile Details

SW55

AKSESUARLAR
ACCESSORIES

ALUSYSTEMS


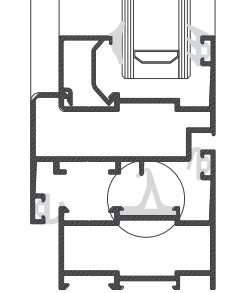

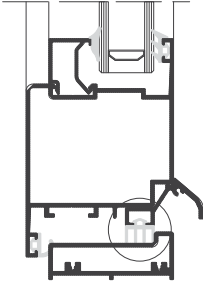
Aluminyum Kapı Pencere ve Giydirme Cephe Sistemleri
Aluminium Window Doors and Facade Systems





FITIL001		<p>DIŐ CAM FİTİLİ GLAZING GASKET (OUTSIDE)</p> <p>Malzeme/ Material : EPDM Ağırlık/ Weight : 61 gr/m Paket/ Package: 245 m / 15 kg</p>	
FITIL002		<p>DIŐ BİNİ FİTİLİ SEALING GASKET (OUTSIDE)</p> <p>Malzeme/ Material : EPDM Ağırlık/ Weight : 40 gr/m Paket/ Package: 375 m / 15 kg</p>	
FITIL003		<p>İÇ BİNİ FİTİLİ SEALING GASKET (INSIDE)</p> <p>Malzeme/ Material : EPDM Ağırlık/ Weight : 50 gr/m Paket/ Package: 300 m / 15 kg</p>	
FITIL004		<p>KAMA FİTİLİ GLAZING GASKET (INSIDE)</p> <p>Malzeme/ Material : EPDM Ağırlık/ Weight : 46 gr/m Paket/ Package: 326 m / 15 kg</p>	
FITIL005		<p>KAMA FİTİLİ GLAZING GASKET (INSIDE)</p> <p>Malzeme/ Material : EPDM Ağırlık/ Weight : 56 gr/m Paket/ Package: 268 m / 15 kg</p>	



FITIL006		<p>TOZLUK FİTİLİ CENTRAL GASKET</p> <p>Malzeme/ Material : EPDM Ağırlık/ Weight : 117 gr/m Paket/ Package: 128 m / 15 kg</p>	
FITIL007		<p>EŞİK FİTİLİ THRESHOLD GASKET</p> <p>Malzeme/ Material : EPDM Ağırlık/ Weight : 66 gr/m Paket/ Package: 227 m / 15 kg</p>	



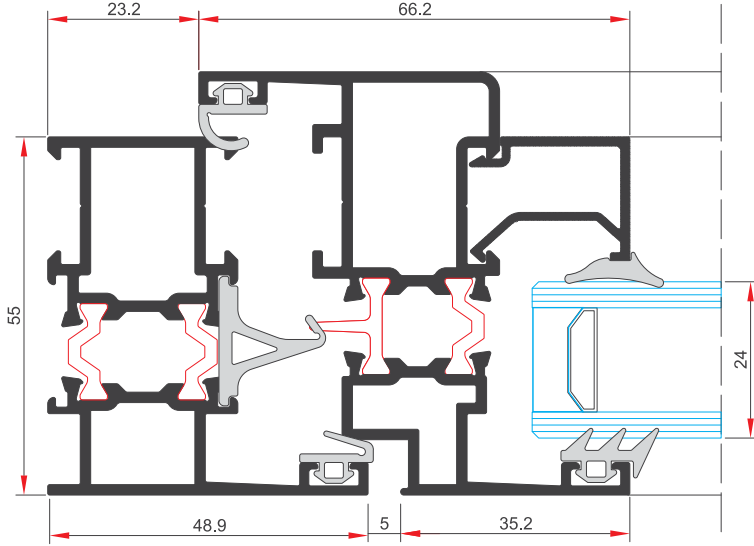
109-158

SWT 55

ALUSYSTEMS

Aluminyum Kapı Pencere ve Giydirme Cephe Sistemleri
Aluminium Window Doors and Facade Systems





TEKNİK DETAYLAR | TECHNICAL DETAILS



KASA GENİRLİĞİ : 55 MM
FRAME WIDTH : 55 MM



ISI BARIYERİ : 14.8 MM
HEAT BARRIER : 14.8 MM



ET KALINLIĞI : 1.3 MM - 1.5 MM - 1.6 MM - 1.8 MM - 2 MM
WALL THICKNESS : 1.2 MM - 1.5 MM - 1.6 MM - 1.8 MM - 2 MM



CAM KALINLIĞI : 4 MM ~ 32 MM
GLASS THICKNESS : 4 MM ~ 32 MM



AKSESUAR KANAL TİPİ : EUROGROOVE 1 KANALA UYGUN - PVC KANAL (9 AKS) UYGUN KANATLAR
ACCESSORY CHANNEL TYPE : EUROGROOVE SUITABLE FOR 1 CHANNEL - PVC (9 AXLES) SUITABLE WINGS



AÇILIM ÇEŞİTLERİ : TEK AÇILIM PENCERE, ÇİFT AÇILIM PENCERE, VASİSTAS AÇILIM, İÇE AÇILIR TEK KANAT KAPI, İÇE AÇILIR ÇİFT KANAT KAPI, KATLANIR KAPI, PARALEL SÜRME, DIŞA AÇILIM KAPI
EXPANSION TYPES : SINGLE OPENING WINDOW, DOUBLE OPENING WINDOW, TRANSOM OPENING, INWARD OPENING SINGLE WING DOOR, INWARD OPENING DOUBLE WING DOOR, FOLDING DOOR, PARALLEL SLIDING, OUTWARD OPENING DOOR



ISI GEÇİRGENLİK KAT SAYISI (Uf) : 3.53 W/m².K
HEAT CONDUCTIVITY COEFFICIENT (Uf) : 3.53 W/m².K

ALUSYSTEMS

Aluminyum Kapı Pencere ve Giydirme Cephe Sistemleri
Aluminium Window Doors and Facade Systems



MİMARİ KATALOG

ARCHITECTURAL CATALOGUE

Aluminyum Kapı Pencere ve Giydirme Cephe Sistemleri
Aluminium Window Doors and Facade Systems



ALUSYSTEMS
Profil Detayları
ALUSYSTEMS
Profile Details

SWT55

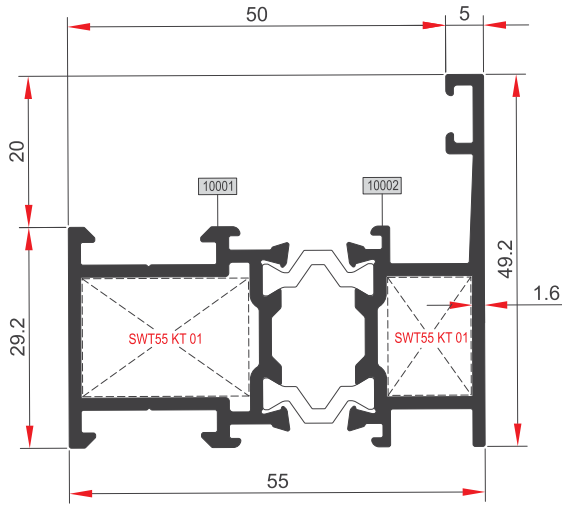
PROFİLLER
PROFILES



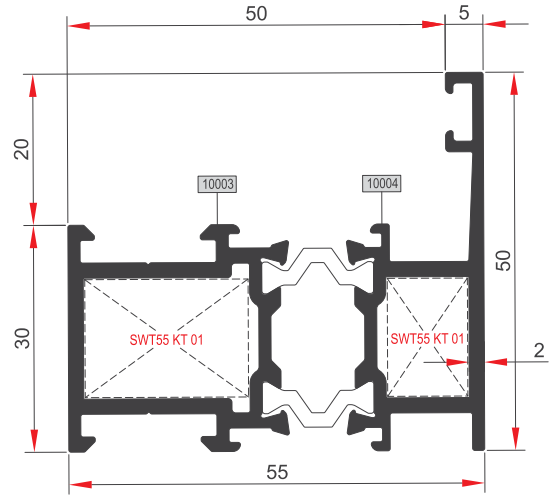
ALUSYSTEMS

Aluminyum Kapı Pencere ve Giydirme Cephe Sistemleri
Aluminium Window Doors and Facade Systems

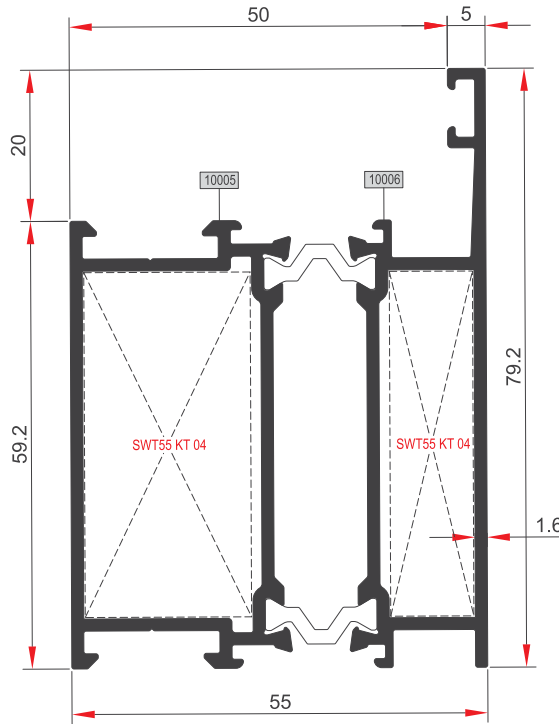




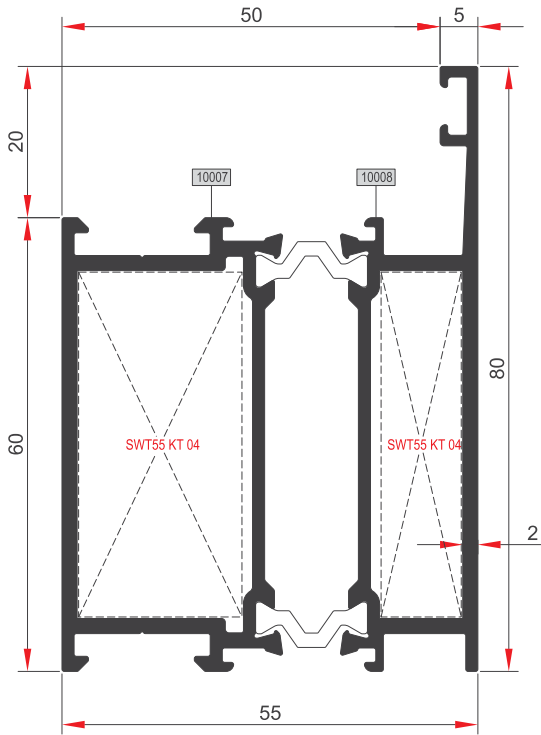
SWT55 KS 01	
AĞIRLIK (kg/m) / WEIGHT kg/m	1.217
Jx (cm ⁴)	14.270
Jy (cm ⁴)	5.639



SWT55 KS 02	
AĞIRLIK (kg/m) / WEIGHT kg/m	1.343
Jx (cm ⁴)	16.255
Jy (cm ⁴)	6.227

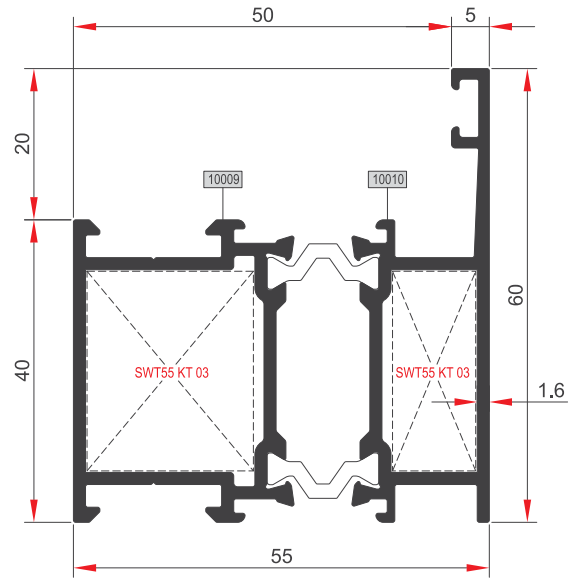


SWT55 KS 03	
AĞIRLIK (kg/m) / WEIGHT kg/m	1.736
Jx (cm ⁴)	21.737
Jy (cm ⁴)	28.504



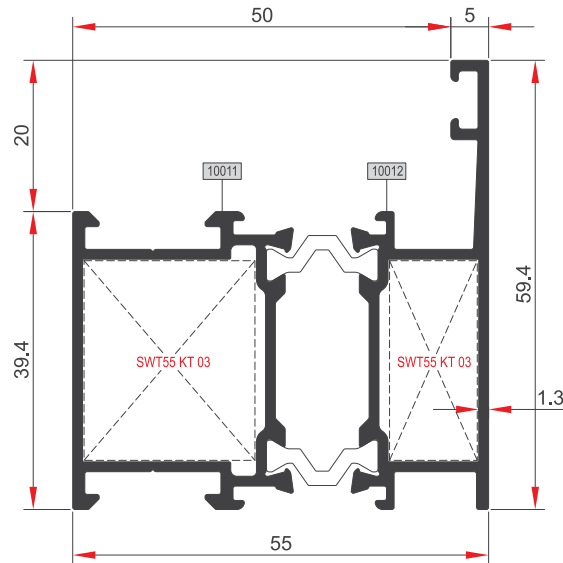
SWT55 KS 04

AĞIRLIK (kg/m) / WEIGHT kg/m	1.926
Jx (cm ⁴)	25.321
Jy (cm ⁴)	31.709



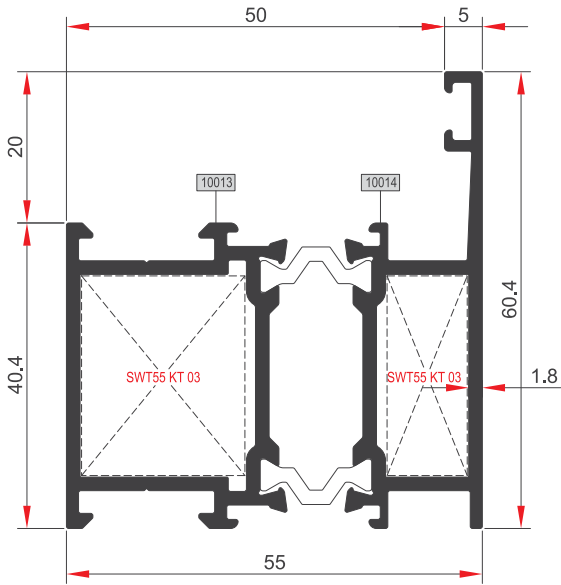
SWT55 KS 05

AĞIRLIK (kg/m) / WEIGHT kg/m	1.404
Jx (cm ⁴)	16.959
Jy (cm ⁴)	11.292



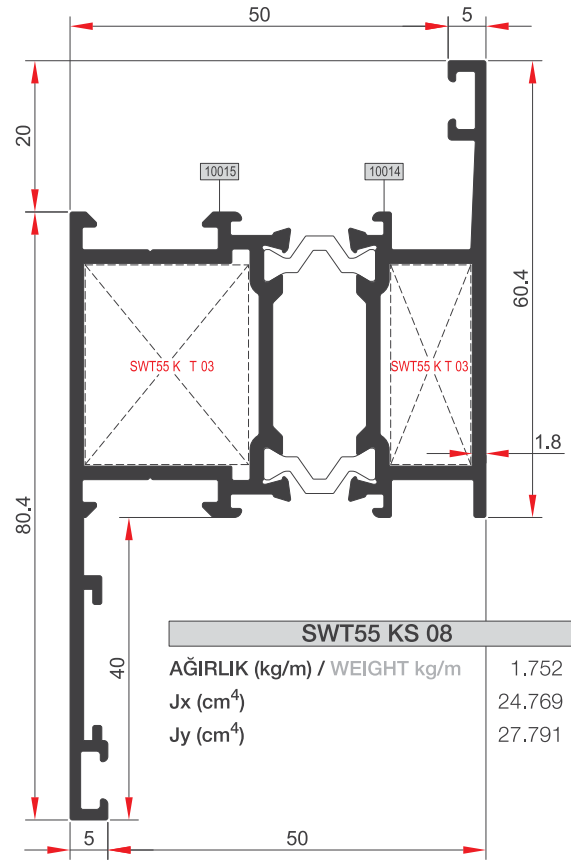
SWT55 KS 06

AĞIRLIK (kg/m) / WEIGHT kg/m	1.246
Jx (cm ⁴)	14.877
Jy (cm ⁴)	10.258



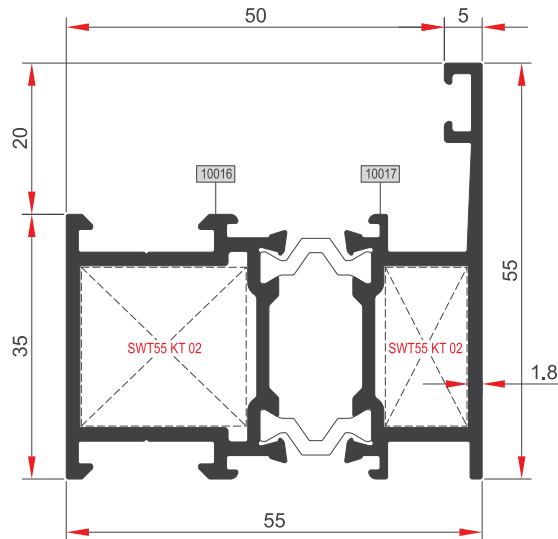
SWT55 KS 07

AĞIRLIK (kg/m) / WEIGHT kg/m	1.510
Jx (cm ⁴)	18.333
Jy (cm ⁴)	11.995



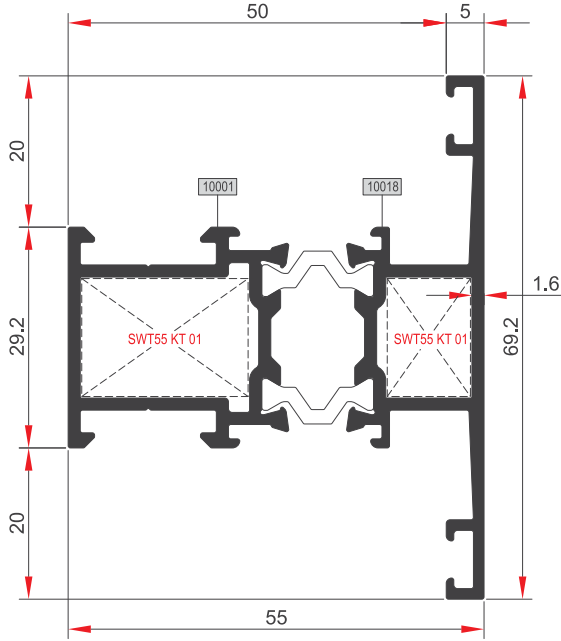
SWT55 KS 08

AĞIRLIK (kg/m) / WEIGHT kg/m	1.752
Jx (cm ⁴)	24.769
Jy (cm ⁴)	27.791



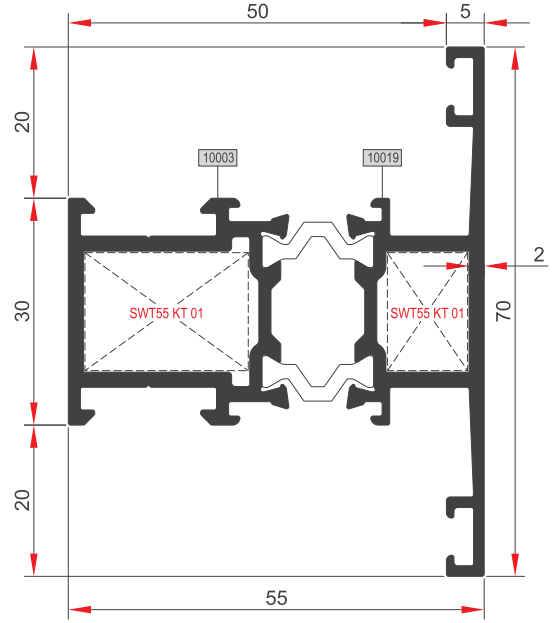
SWT55 KS 09

AĞIRLIK (kg/m) / WEIGHT kg/m	1.379
Jx (cm ⁴)	16.758
Jy (cm ⁴)	8.574



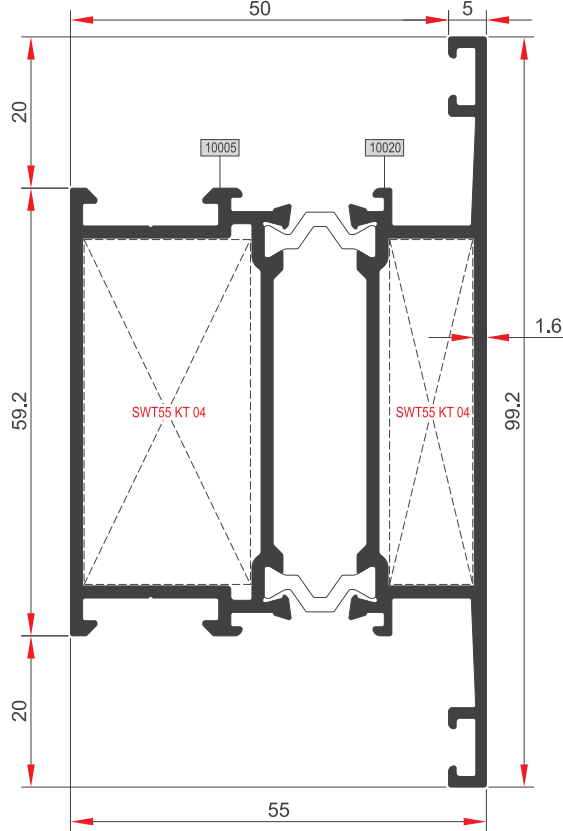
SWT55 KY 01

AĞIRLIK (kg/m) / WEIGHT kg/m	1.336
Jx (cm ⁴)	16.329
Jy (cm ⁴)	8.928



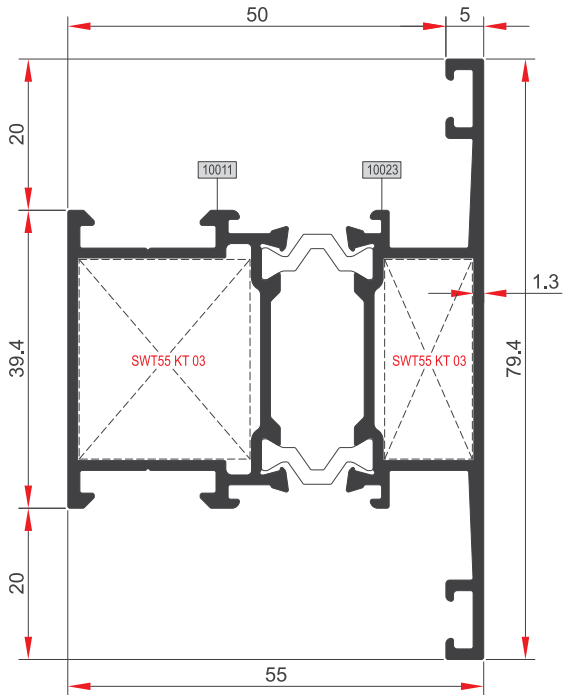
SWT55 KY 02

AĞIRLIK (kg/m) / WEIGHT kg/m	1.462
Jx (cm ⁴)	18.425
Jy (cm ⁴)	9.584



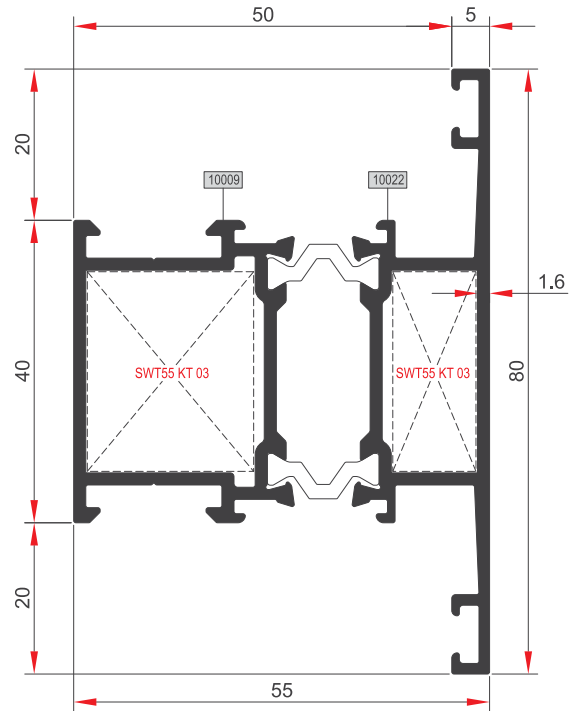
SWT55 KY 03

AĞIRLIK (kg/m) / WEIGHT kg/m	1.855
Jx (cm ⁴)	23.891
Jy (cm ⁴)	36.344



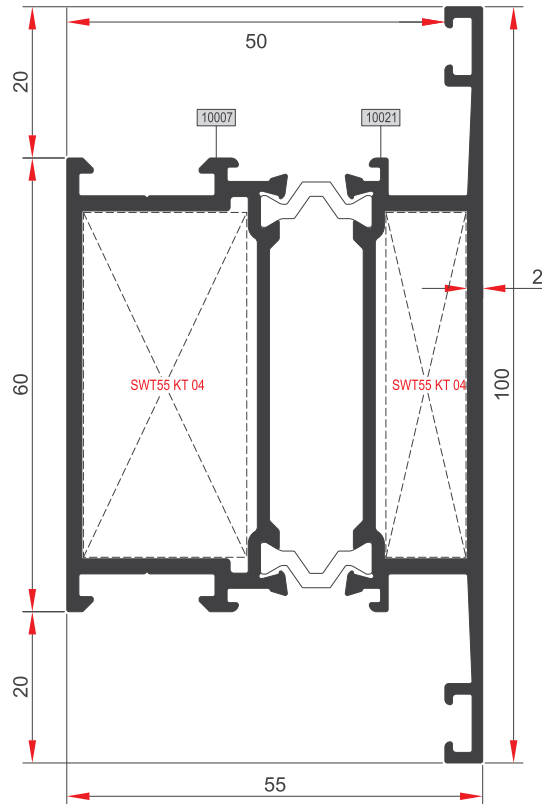
SWT55 KY 06

AĞIRLIK (kg/m) / WEIGHT kg/m	1.365
Jx (cm ⁴)	16.888
Jy (cm ⁴)	14.921



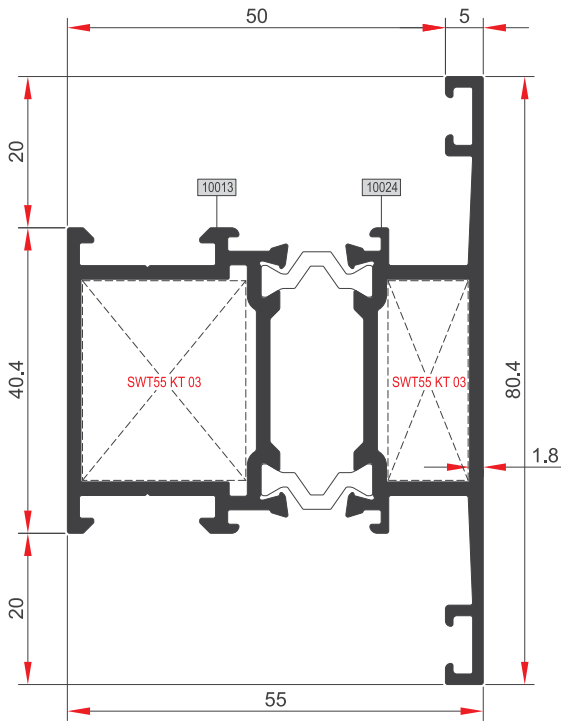
SWT55 KY 05

AĞIRLIK (kg/m) / WEIGHT kg/m	1.523
Jx (cm ⁴)	19.059
Jy (cm ⁴)	14.990



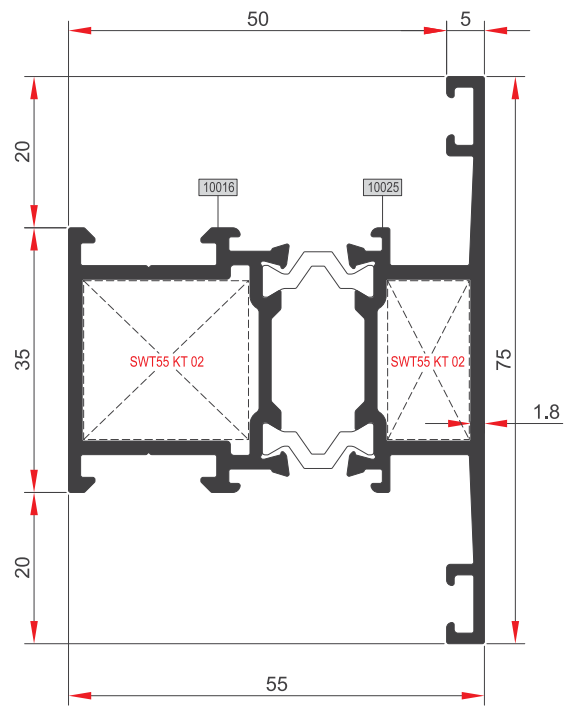
SWT55 KY 04

AĞIRLIK (kg/m) / WEIGHT kg/m	2.045
Jx (cm ⁴)	27.573
Jy (cm ⁴)	39.647



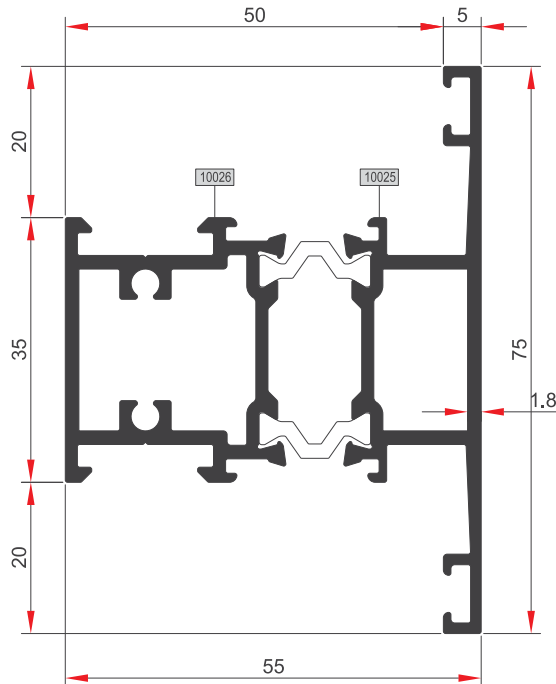
SWT55 KY 07

AĞIRLIK (kg/m) / WEIGHT kg/m	1.629
Jx (cm ⁴)	20.484
Jy (cm ⁴)	16.723



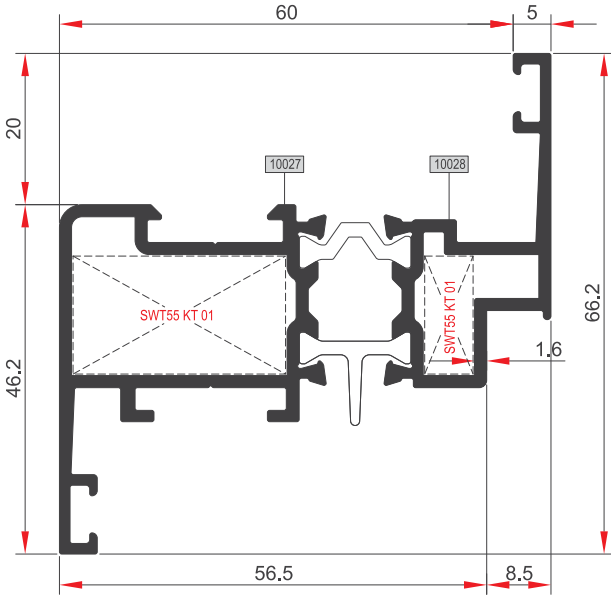
SWT55 KY 08

AĞIRLIK (kg/m) / WEIGHT kg/m	1.498
Jx (cm ⁴)	18.896
Jy (cm ⁴)	12.571



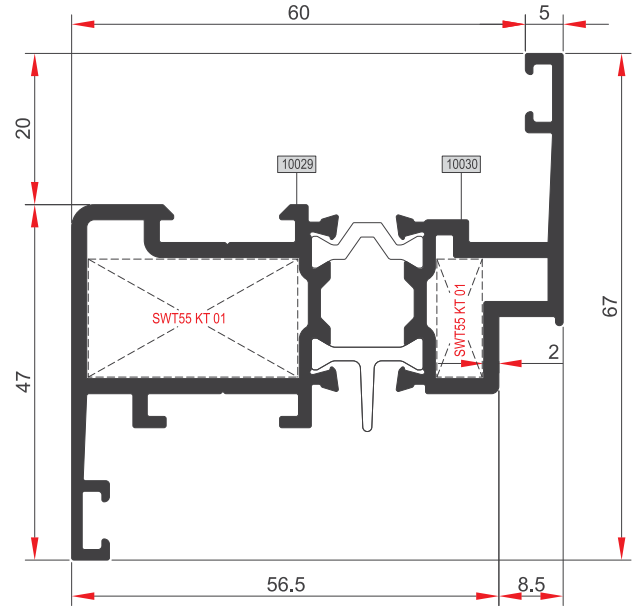
SWT55 KY 09

AĞIRLIK (kg/m) / WEIGHT kg/m	1.580
Jx (cm ⁴)	20.278
Jy (cm ⁴)	12.806



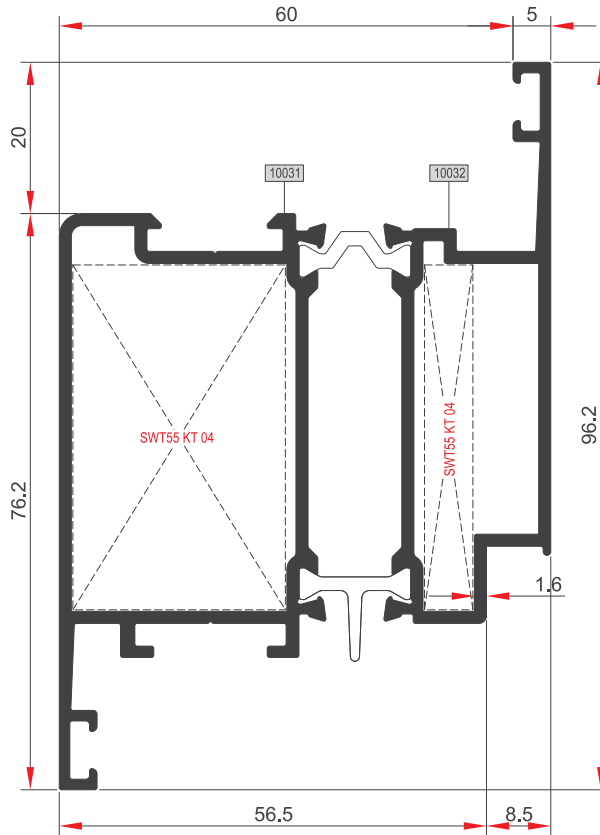
SWT55 KN 01

AĞIRLIK (kg/m) / WEIGHT kg/m	1.398
Jx (cm ⁴)	24.046
Jy (cm ⁴)	8.215



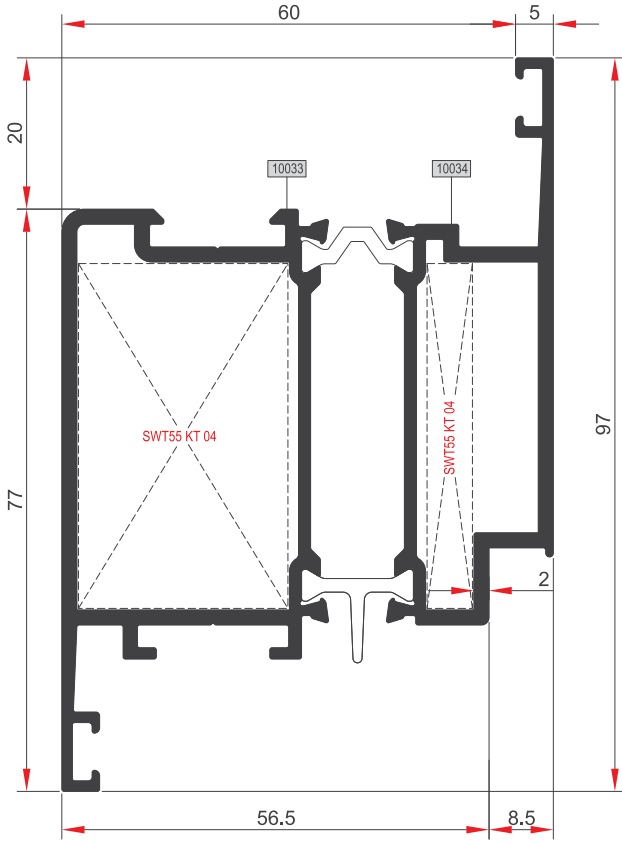
SWT55 KN 02

AĞIRLIK (kg/m) / WEIGHT kg/m	1.553
Jx (cm ⁴)	27.094
Jy (cm ⁴)	8.944



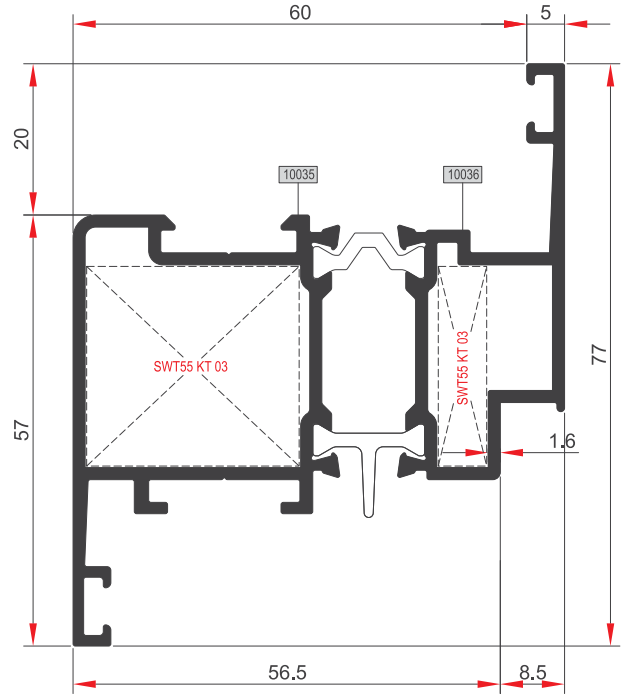
SWT55 KN 03

AĞIRLIK (kg/m) / WEIGHT kg/m	1.916
Jx (cm ⁴)	34.571
Jy (cm ⁴)	35.569



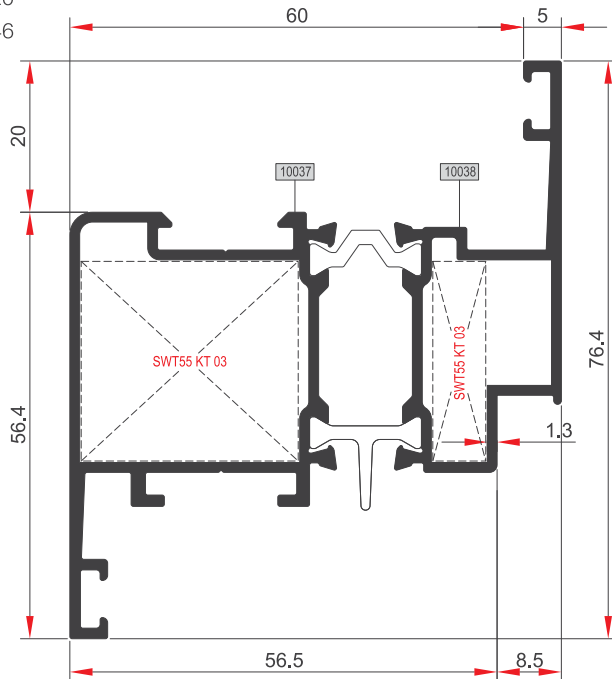
SWT55 KN 04

AĞIRLIK (kg/m) / WEIGHT kg/m	2.137
Jx (cm ⁴)	39.920
Jy (cm ⁴)	39.446



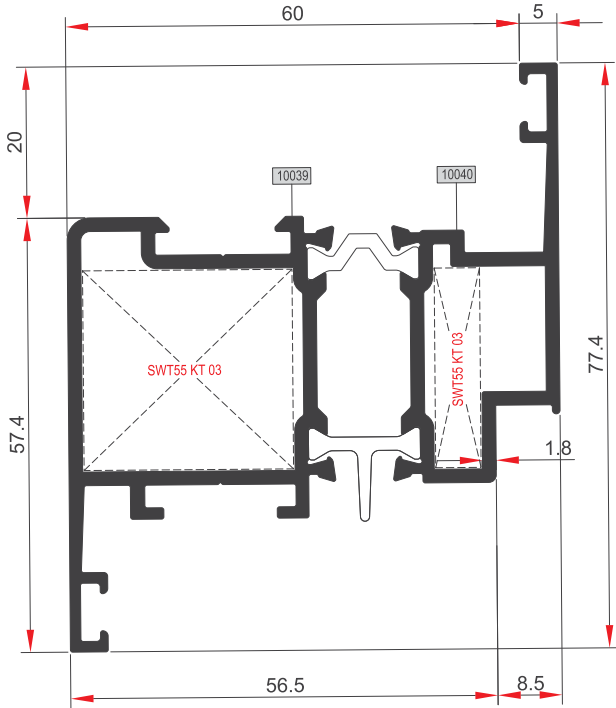
SWT55 KN 05

AĞIRLIK (kg/m) / WEIGHT kg/m	1.585
Jx (cm ⁴)	27.851
Jy (cm ⁴)	15.158



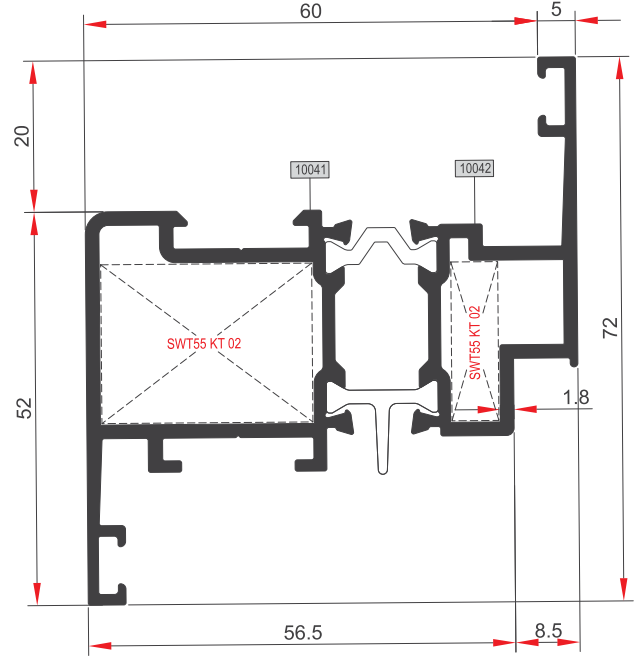
SWT55 KN 06

AĞIRLIK (kg/m) / WEIGHT kg/m	1.404
Jx (cm ⁴)	24.707
Jy (cm ⁴)	13.944



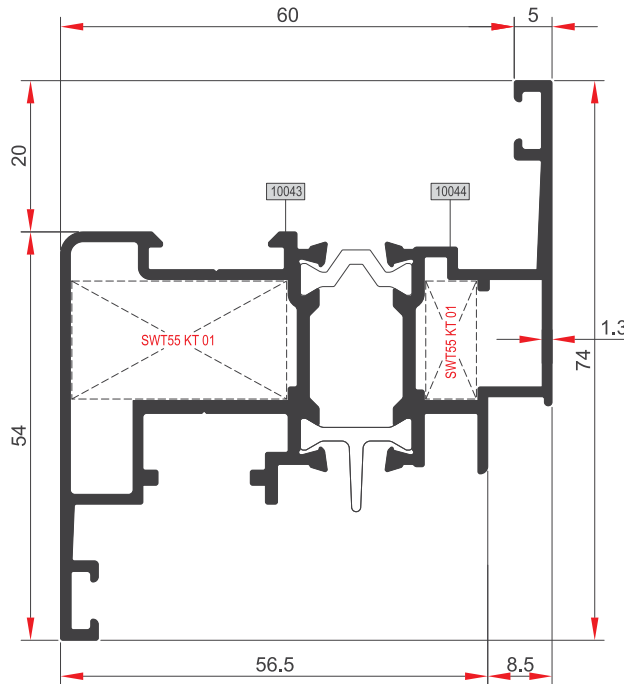
SWT55 KN 07

AĞIRLIK (kg/m) / WEIGHT kg/m	1.705
Jx (cm ⁴)	29.938
Jy (cm ⁴)	15.983



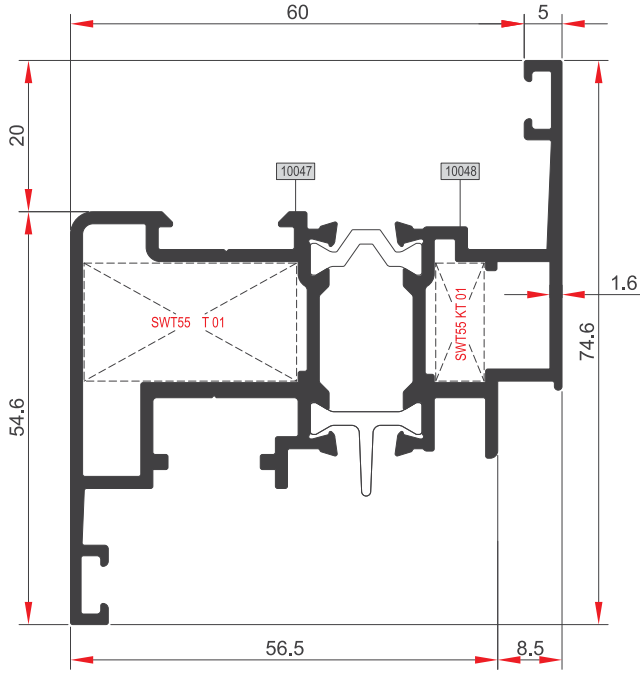
SWT55 KN 08

AĞIRLIK (kg/m) / WEIGHT kg/m	1.575
Jx (cm ⁴)	27.690
Jy (cm ⁴)	11.846



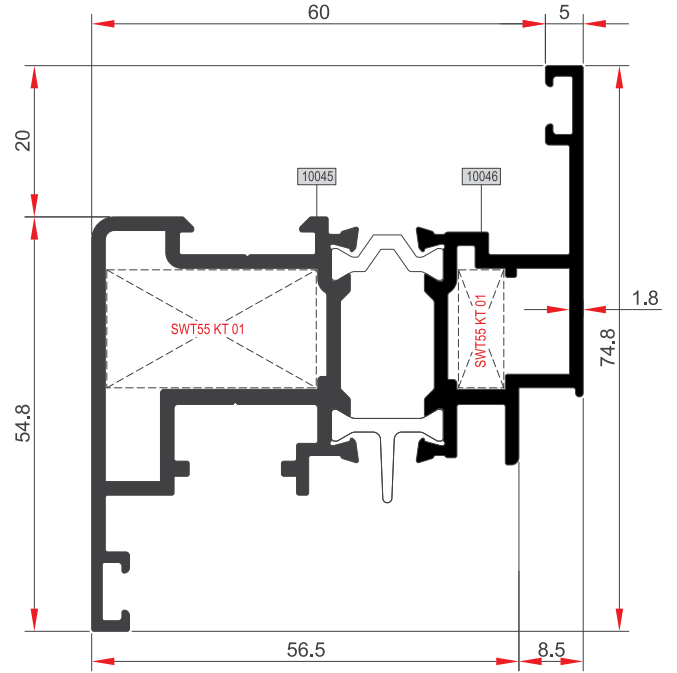
SWT55 KN 09

AĞIRLIK (kg/m) / WEIGHT kg/m	1.488
Jx (cm ⁴)	24.751
Jy (cm ⁴)	11.932



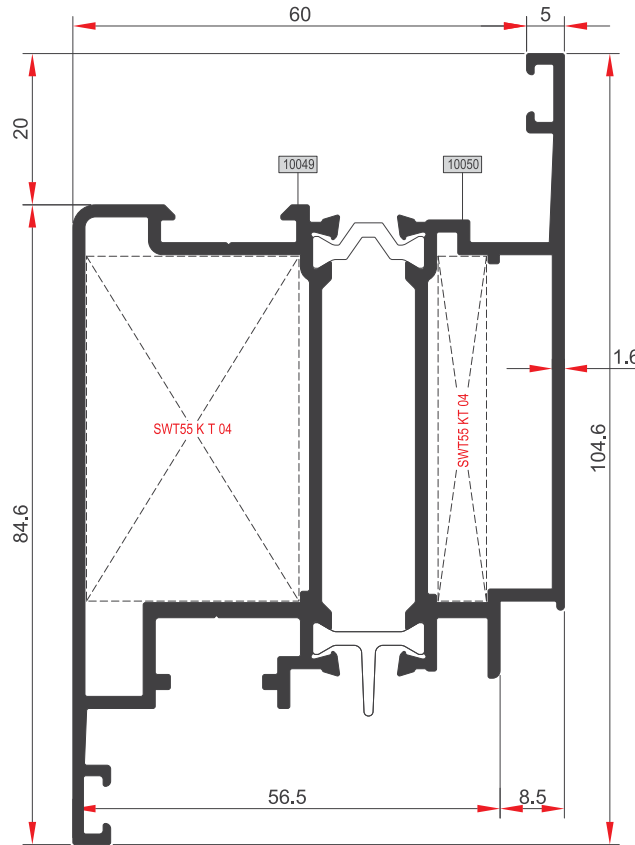
SWT55 KN 11

AĞIRLIK (kg/m) / WEIGHT kg/m	1.629
Jx (cm ⁴)	27.810
Jy (cm ⁴)	12.848



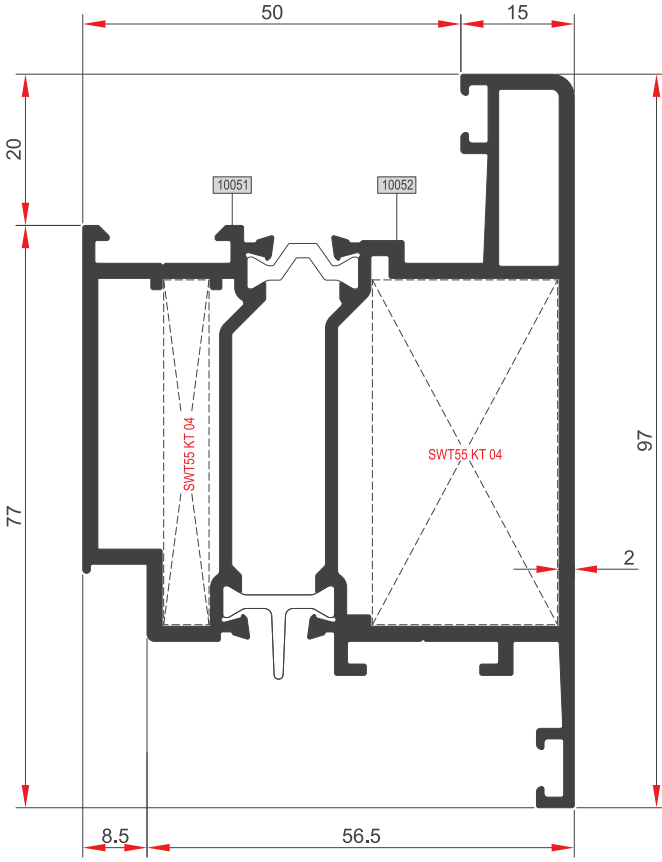
SWT55 KN 10

AĞIRLIK (kg/m) / WEIGHT kg/m	1.739
Jx (cm ⁴)	30.004
Jy (cm ⁴)	13.524



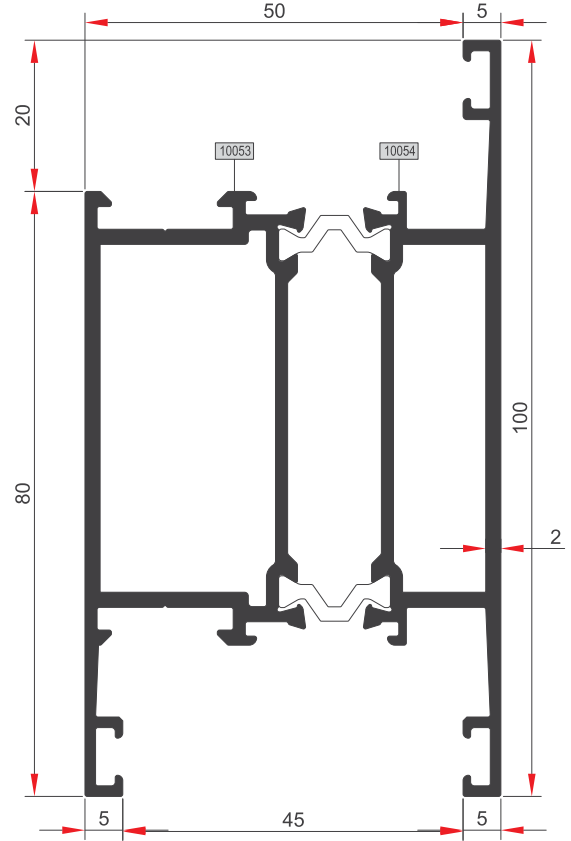
SWT55 KN 12

AĞIRLIK (kg/m) / WEIGHT kg/m	2.148
Jx (cm ⁴)	38.349
Jy (cm ⁴)	48.130



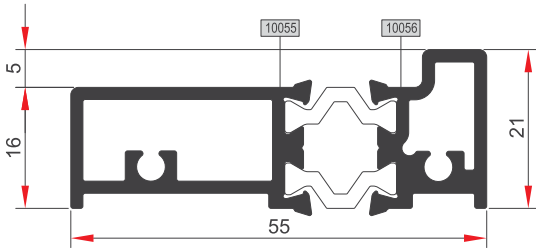
SWT55 KN 13

AĞIRLIK (kg/m) / WEIGHT kg/m	2.311
Jx (cm ⁴)	41.175
Jy (cm ⁴)	48.221



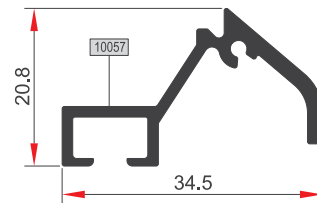
SWT55 KE 01

AĞIRLIK (kg/m) / WEIGHT kg/m	2.160
Jx (cm ⁴)	31.199
Jy (cm ⁴)	46.573



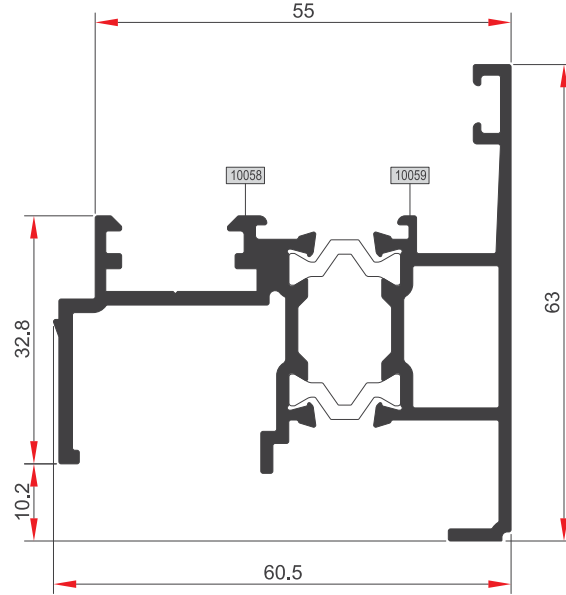
SWT55 KE 02

AĞIRLIK (kg/m) / WEIGHT kg/m	0.946
Jx (cm ⁴)	9.877
Jy (cm ⁴)	1.082



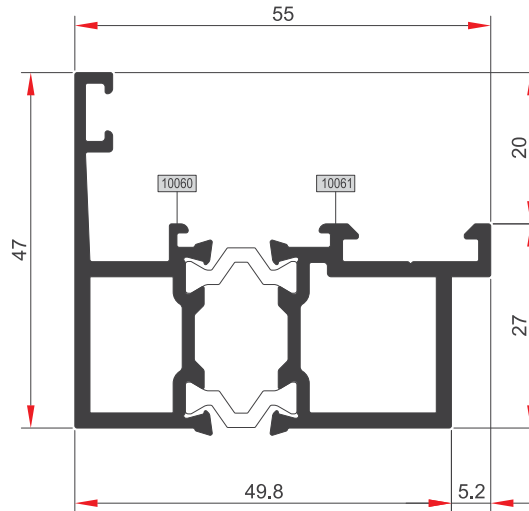
SWT55 KE 03

AĞIRLIK (kg/m) / WEIGHT kg/m	0.315
Jx (cm ⁴)	1.306
Jy (cm ⁴)	0.346



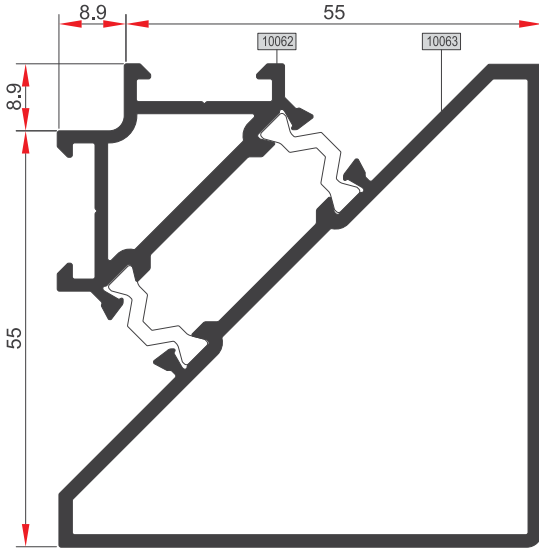
SWT55 AD 01

AĞIRLIK (kg/m) / WEIGHT kg/m	1.331
Jx (cm ⁴)	17.880
Jy (cm ⁴)	7.773



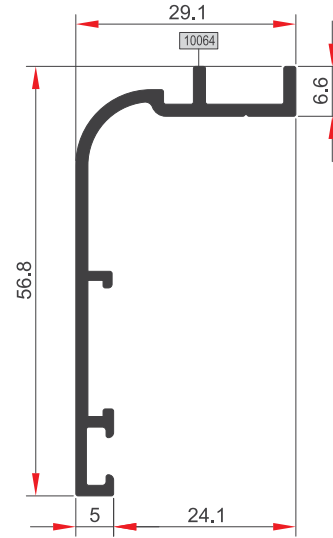
SWT55 AD 01

AĞIRLIK (kg/m) / WEIGHT kg/m	1.235
Jx (cm ⁴)	13.345
Jy (cm ⁴)	5.543



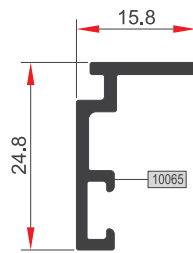
SWT55 AD 03

AĞIRLIK (kg/m) / WEIGHT kg/m	1.756
Jx (cm ⁴)	27.274
Jy (cm ⁴)	27.274



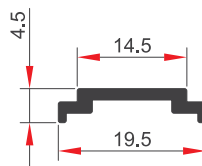
SWT55 AD 04

AĞIRLIK (kg/m) / WEIGHT kg/m	0.429
Jx (cm ⁴)	1.330
Jy (cm ⁴)	5.343



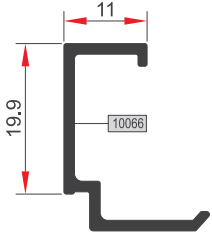
SWT55 AD 05

AĞIRLIK (kg/m) / WEIGHT kg/m	0.205
Jx (cm ⁴)	0.122
Jy (cm ⁴)	0.523

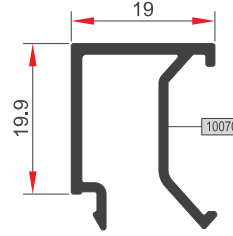


SWT55 T 01

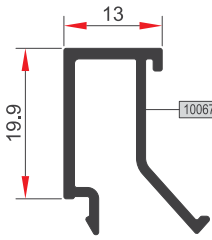
AĞIRLIK (kg/m) / WEIGHT kg/m	0.105
Jx (cm ⁴)	0.144
Jy (cm ⁴)	0.005



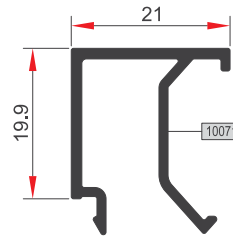
SWT55 C 01	
AĞIRLIK (kg/m) / WEIGHT kg/m	0,205
Jx (cm ⁴)	0,206
Jy (cm ⁴)	0,666



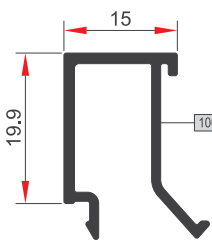
SWT55 C 05	
AĞIRLIK (kg/m) / WEIGHT kg/m	0,261
Jx (cm ⁴)	0,383
Jy (cm ⁴)	0,638



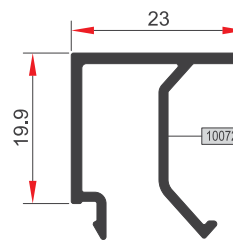
SWT55 C 02	
AĞIRLIK (kg/m) / WEIGHT kg/m	0,237
Jx (cm ⁴)	0,261
Jy (cm ⁴)	0,558



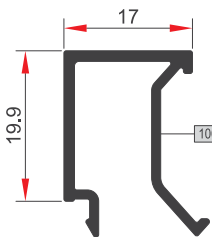
SWT55 C 06	
AĞIRLIK (kg/m) / WEIGHT kg/m	0,269
Jx (cm ⁴)	0,429
Jy (cm ⁴)	0,660



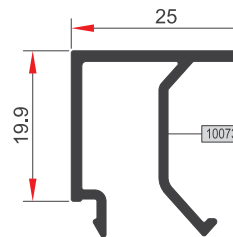
SWT55 C 03	
AĞIRLIK (kg/m) / WEIGHT kg/m	0,242
Jx (cm ⁴)	0,309
Jy (cm ⁴)	0,582



SWT55 C 07	
AĞIRLIK (kg/m) / WEIGHT kg/m	0,277
Jx (cm ⁴)	0,488
Jy (cm ⁴)	0,681



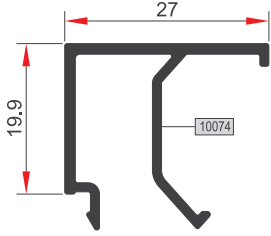
SWT55 C 04	
AĞIRLIK (kg/m) / WEIGHT kg/m	0,254
Jx (cm ⁴)	0,348
Jy (cm ⁴)	0,615



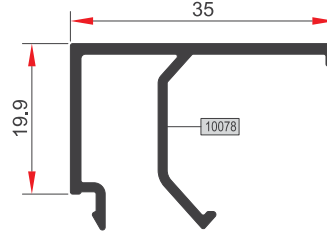
SWT55 C 08	
AĞIRLIK (kg/m) / WEIGHT kg/m	0,284
Jx (cm ⁴)	0,561
Jy (cm ⁴)	0,701

SWT55

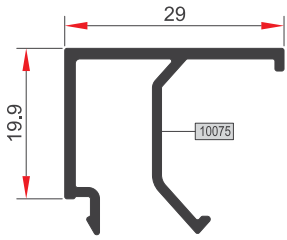
CAM ÇITA PROFİLLERİ GLAZING BEAD PROFILES



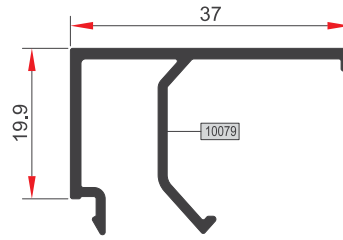
SWT55 C 09	
AĞIRLIK (kg/m) / WEIGHT kg/m	0,292
Jx (cm ⁴)	0,648
Jy (cm ⁴)	0,719



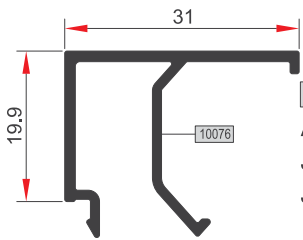
SWT55 C 13	
AĞIRLIK (kg/m) / WEIGHT kg/m	0,322
Jx (cm ⁴)	1,064
Jy (cm ⁴)	0,786



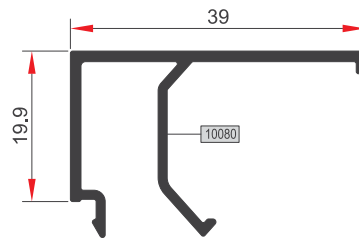
SWT55 C 10	
AĞIRLIK (kg/m) / WEIGHT kg/m	0,299
Jx (cm ⁴)	0,751
Jy (cm ⁴)	0,737



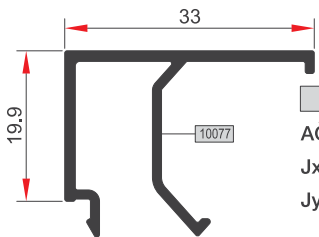
SWT55 C 14	
AĞIRLIK (kg/m) / WEIGHT kg/m	0,329
Jx (cm ⁴)	1,340
Jy (cm ⁴)	0,801



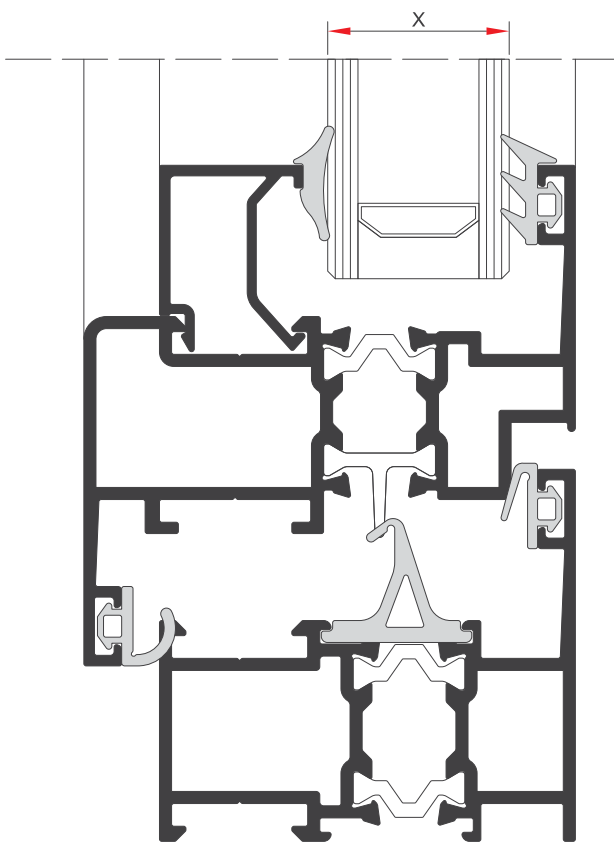
SWT55 C 11	
AĞIRLIK (kg/m) / WEIGHT kg/m	0,307
Jx (cm ⁴)	0,871
Jy (cm ⁴)	0,754



SWT55 C 14	
AĞIRLIK (kg/m) / WEIGHT kg/m	0,304
Jx (cm ⁴)	1,536
Jy (cm ⁴)	0,815

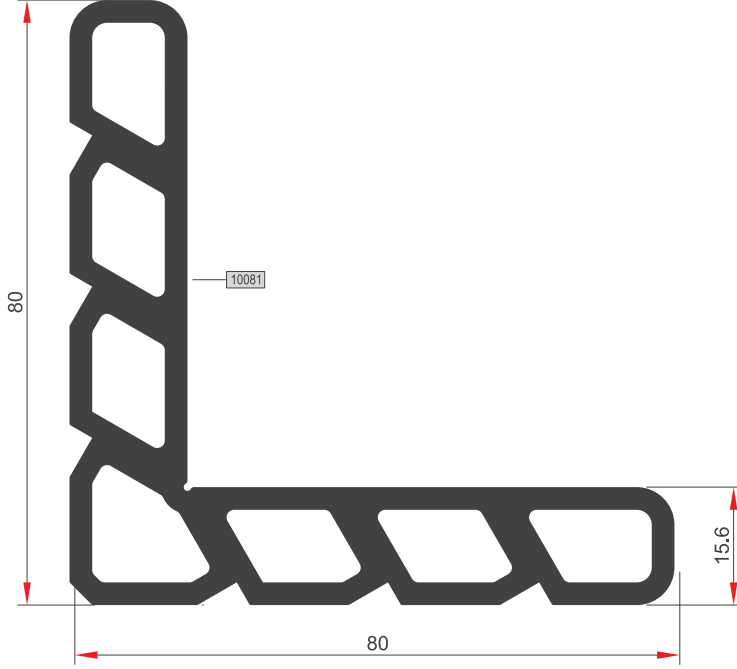


SWT55 C 12	
AĞIRLIK (kg/m) / WEIGHT kg/m	0,314
Jx (cm ⁴)	1,008
Jy (cm ⁴)	0,770



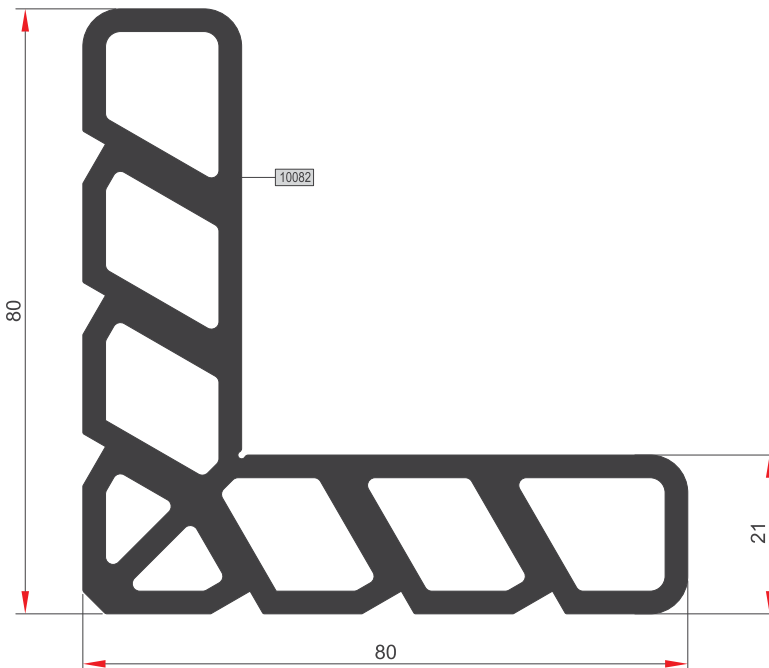
CAM TABLOSU - Glazing Table

		
	FITIL004	FITIL005
SWT55 C 01	32 mm	31 mm
SWT55 C 02	30 mm	29 mm
SWT55 C 03	28 mm	27 mm
SWT55 C 04	26 mm	25 mm
SWT55 C 05	24 mm	23 mm
SWT55 C 06	22 mm	21 mm
SWT55 C 07	20 mm	19 mm
SWT55 C 08	18 mm	17 mm
SWT55 C 09	16 mm	15 mm
SWT55 C 10	14 mm	13 mm
SWT55 C 11	12 mm	11 mm
SWT55 C 12	10 mm	9 mm
SWT55 C 13	8 mm	7 mm
SWT55 C 14	6 mm	5 mm
SWT55 C 15	4 mm	3 mm



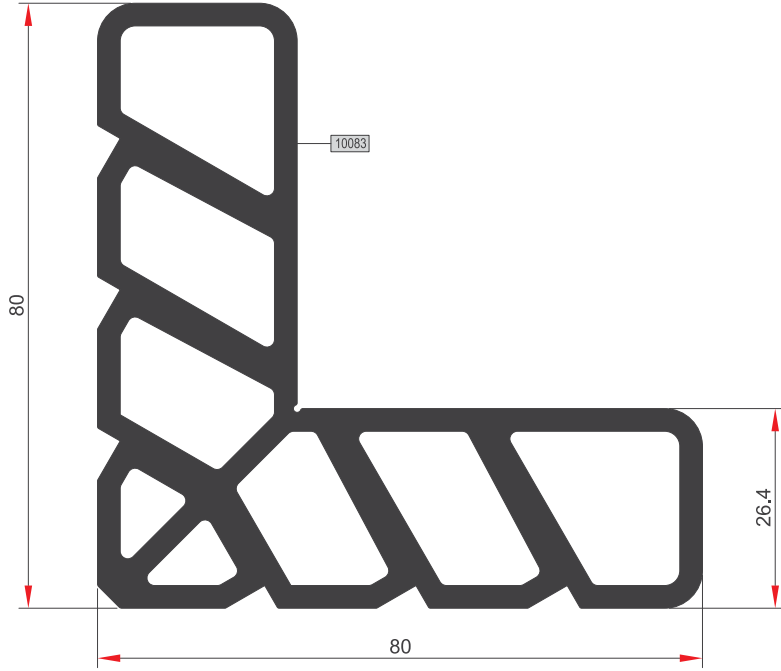
SWT55 KT 01

AĞIRLIK (kg/m) / WEIGHT kg/m	3,226
Jx (cm ⁴)	66,802
Jy (cm ⁴)	66,802



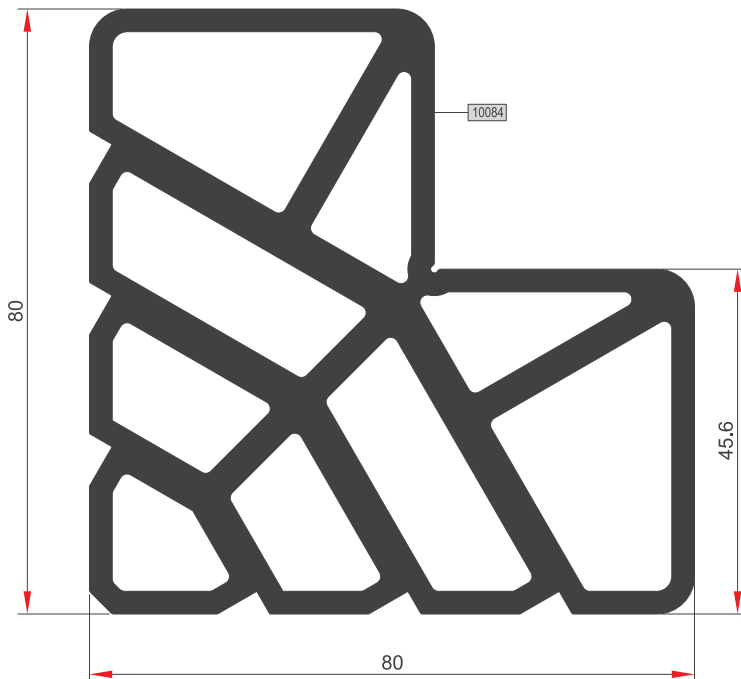
SWT55 KT 02

AĞIRLIK (kg/m) / WEIGHT kg/m	3,788
Jx (cm ⁴)	74,787
Jy (cm ⁴)	74,787



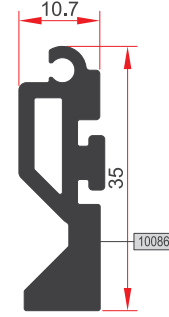
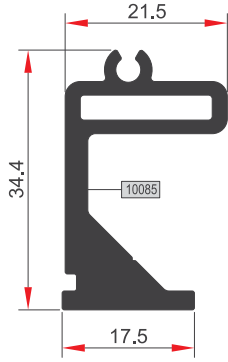
SWT55 KT 03

AĞIRLIK (kg/m) / WEIGHT kg/m	4,109
Jx (cm ⁴)	79,786
Jy (cm ⁴)	79,786



SWT55 KT 04

AĞIRLIK (kg/m) / WEIGHT kg/m	5,602
Jx (cm ⁴)	107,561
Jy (cm ⁴)	107,561

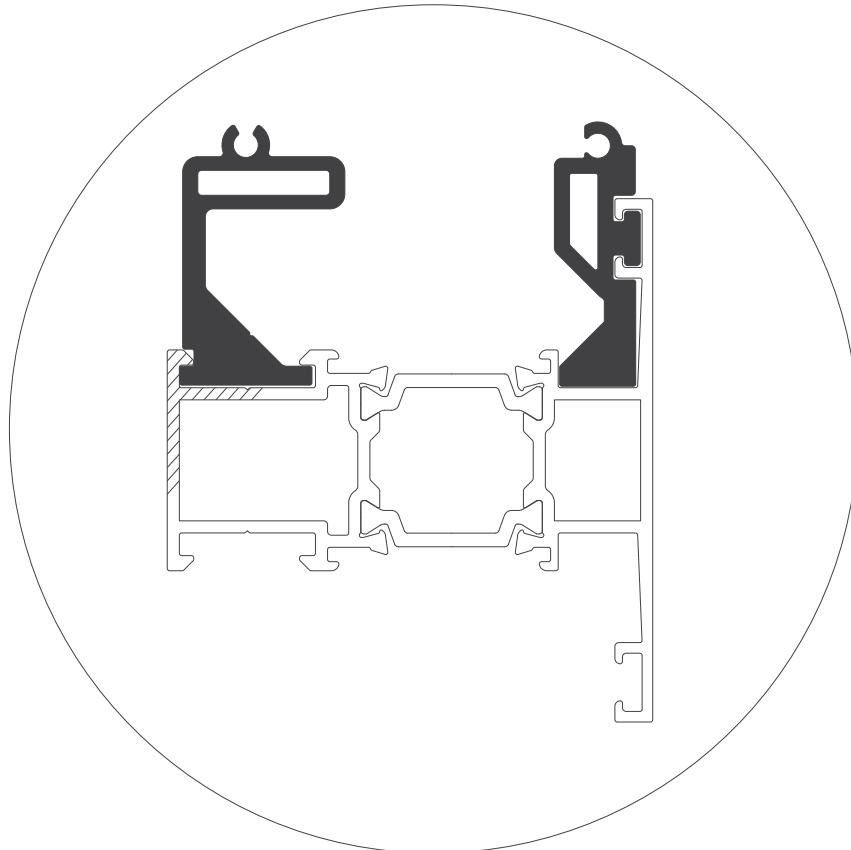


SWT55 KB 01

AĞIRLIK (kg/m) / WEIGHT kg/m	0,694
Jx (cm ⁴)	0,852
Jy (cm ⁴)	3,138

SWT55 KB 02

AĞIRLIK (kg/m) / WEIGHT kg/m	0,597
Jx (cm ⁴)	0,200
Jy (cm ⁴)	2,283



ALUSYSTEMS

Aluminyum Kapı Pencere ve Giydirme Cephe Sistemleri
Aluminium Window Doors and Facade Systems



MiMARI KATALOG

ARCHITECTURAL CATALOGUE

Aluminyum Kapı Pencere ve Giydirme Cephe Sistemleri
Aluminium Window Doors and Facade Systems



ALUSYSTEMS
Profil Detayları
ALUSYSTEMS
Profile Details

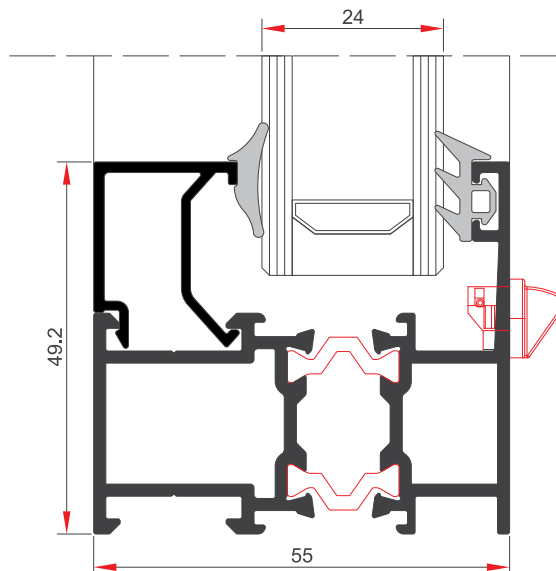
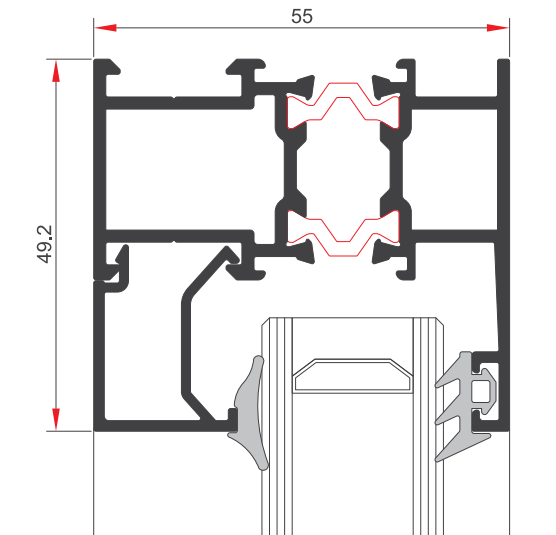
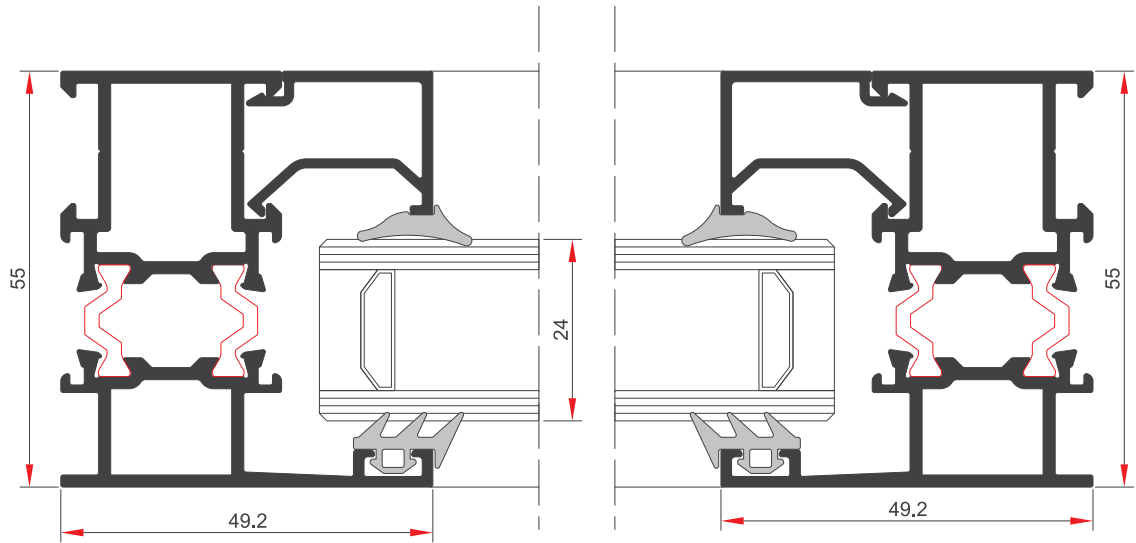
SWT55

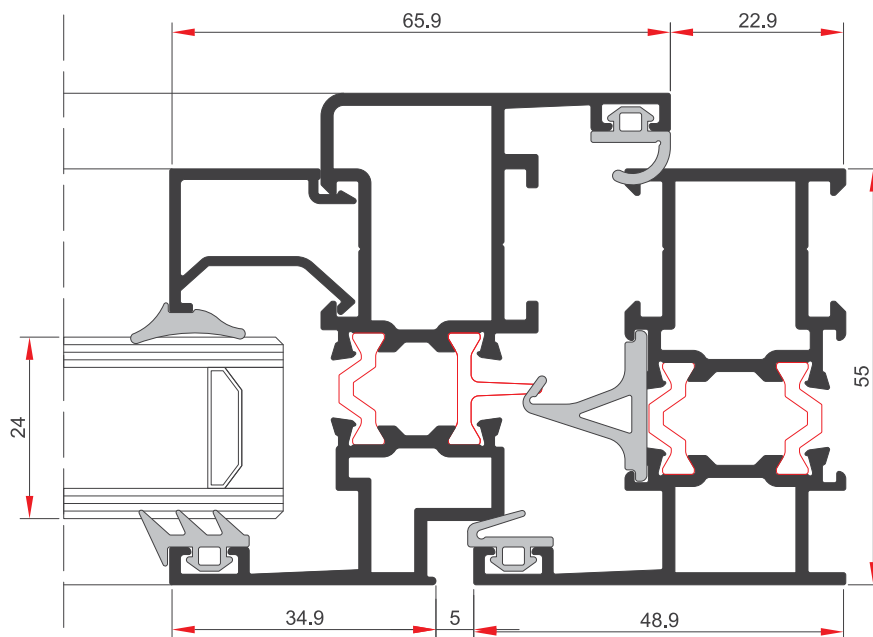
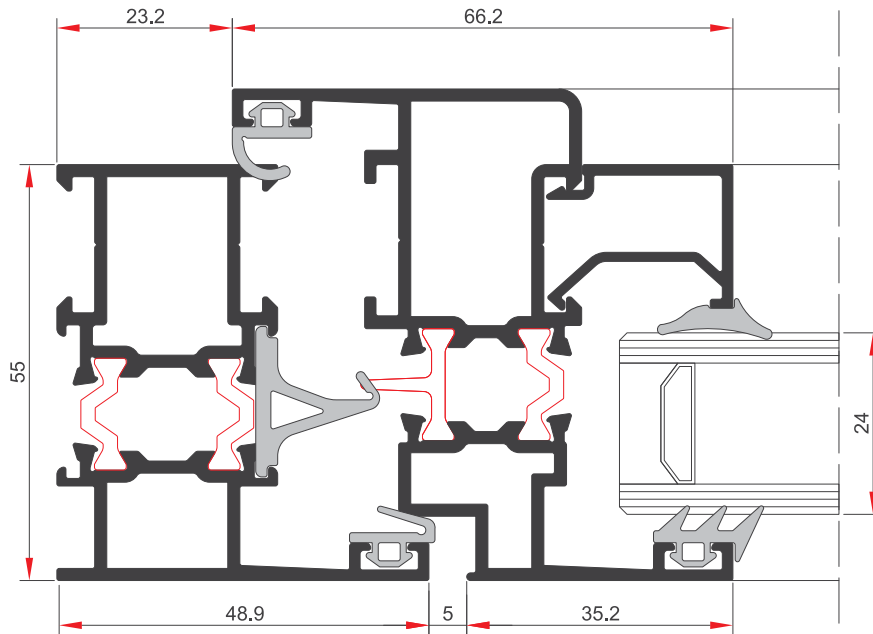
DETAYLAR
DETAILS

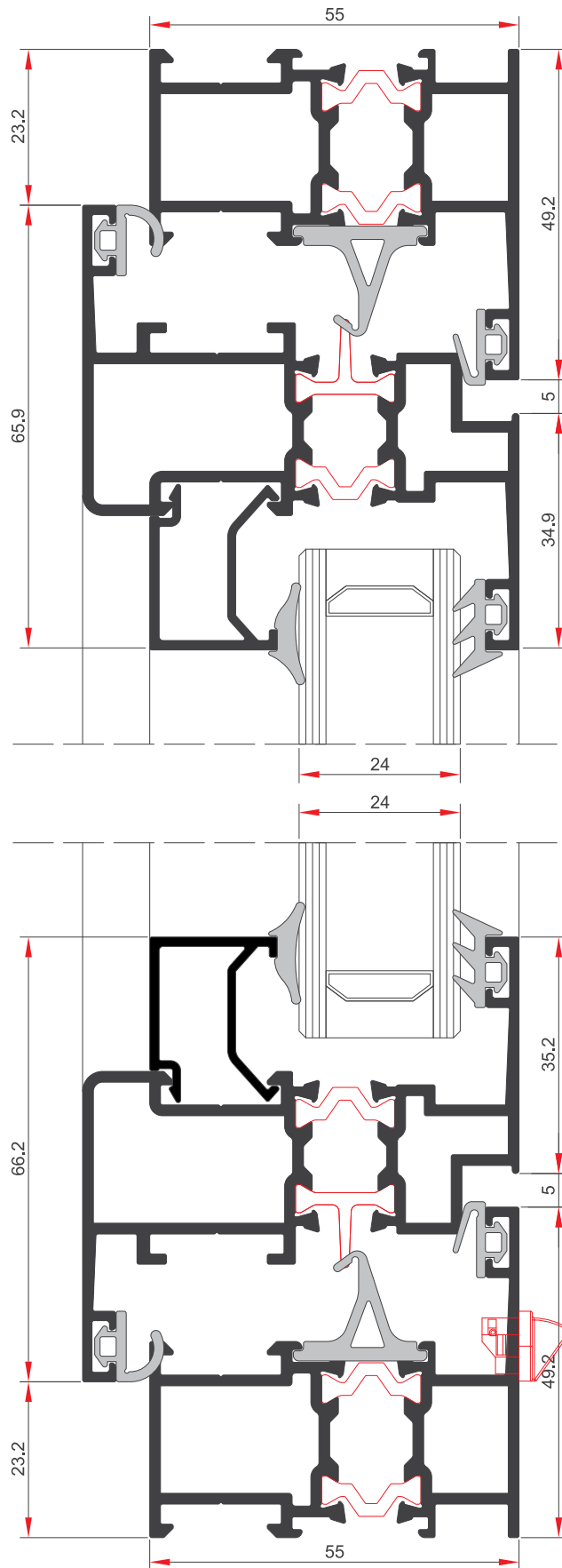
ALUSYSTEMS

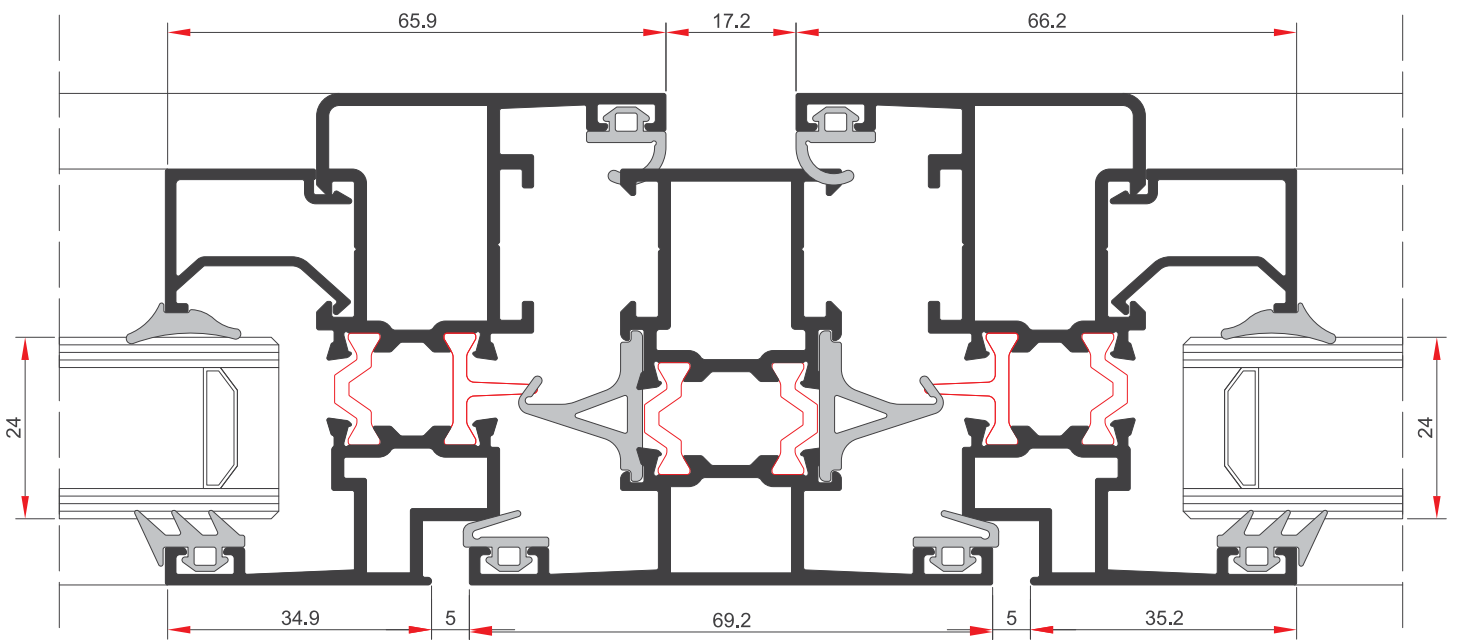
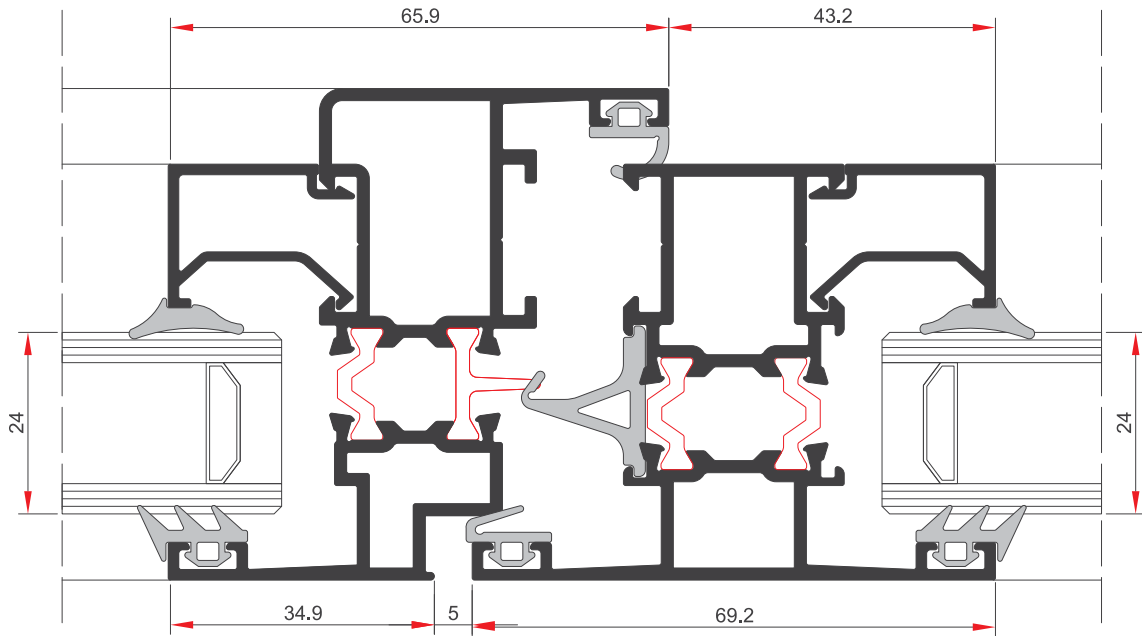
Aluminyum Kapı Pencere ve Giydirme Cephe Sistemleri
Aluminium Window Doors and Facade Systems



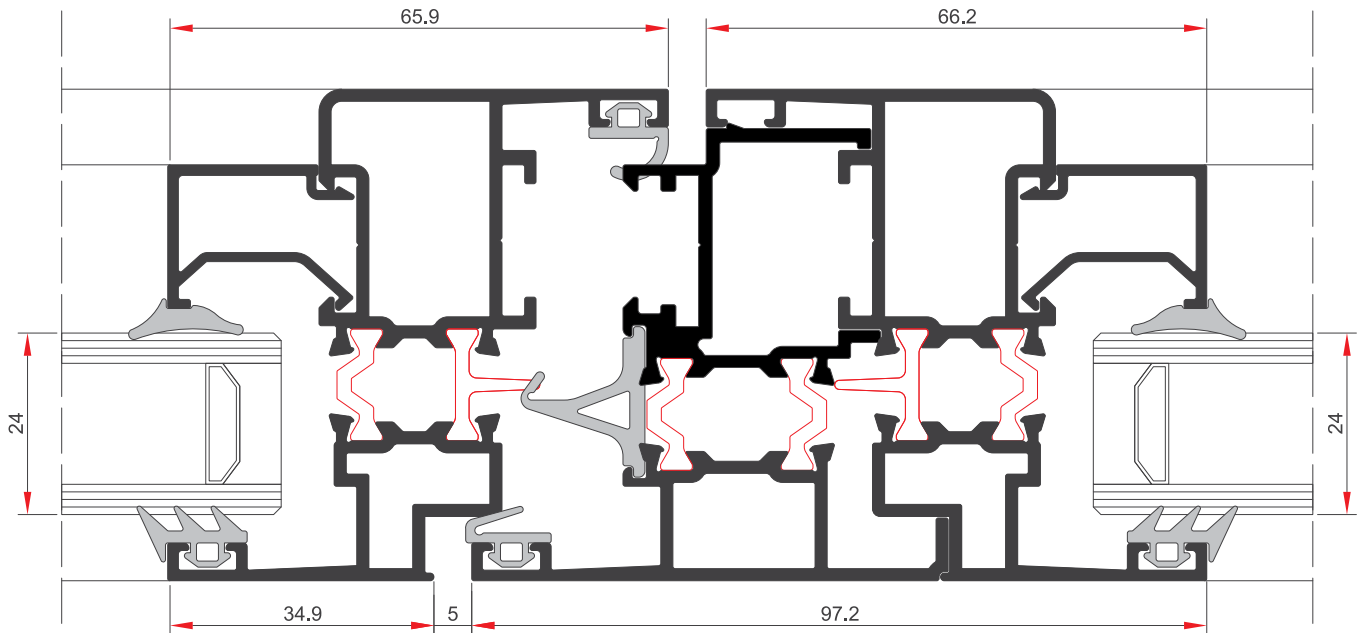


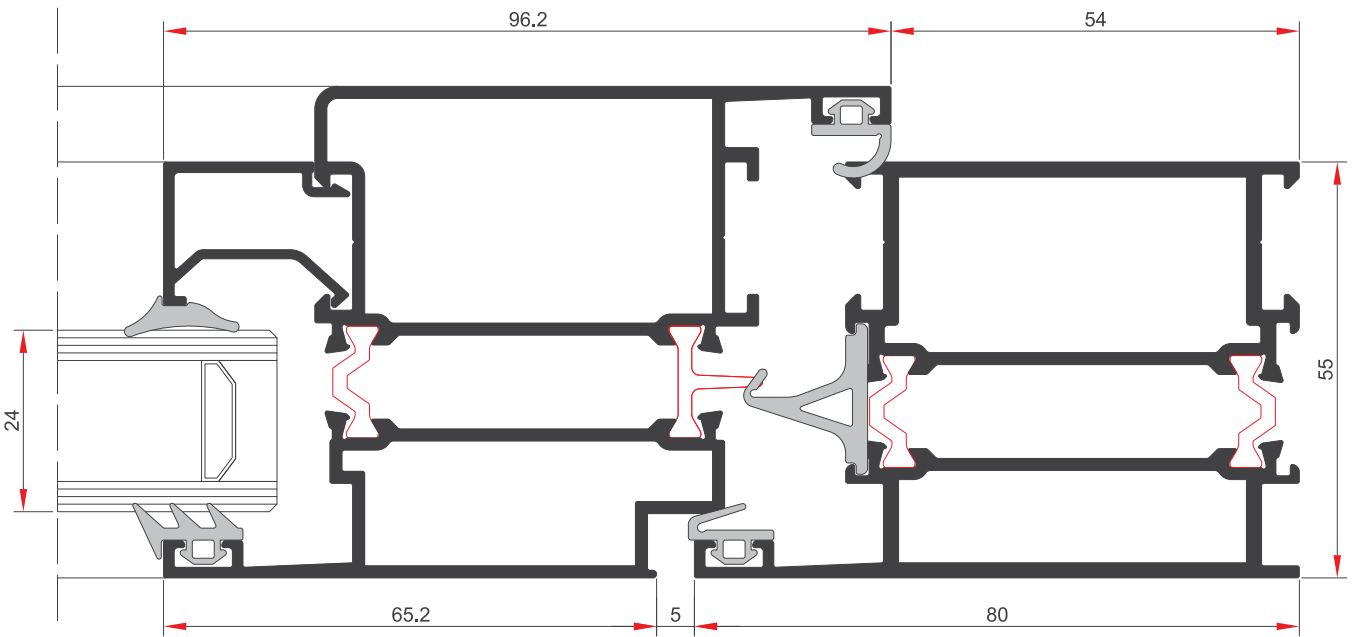
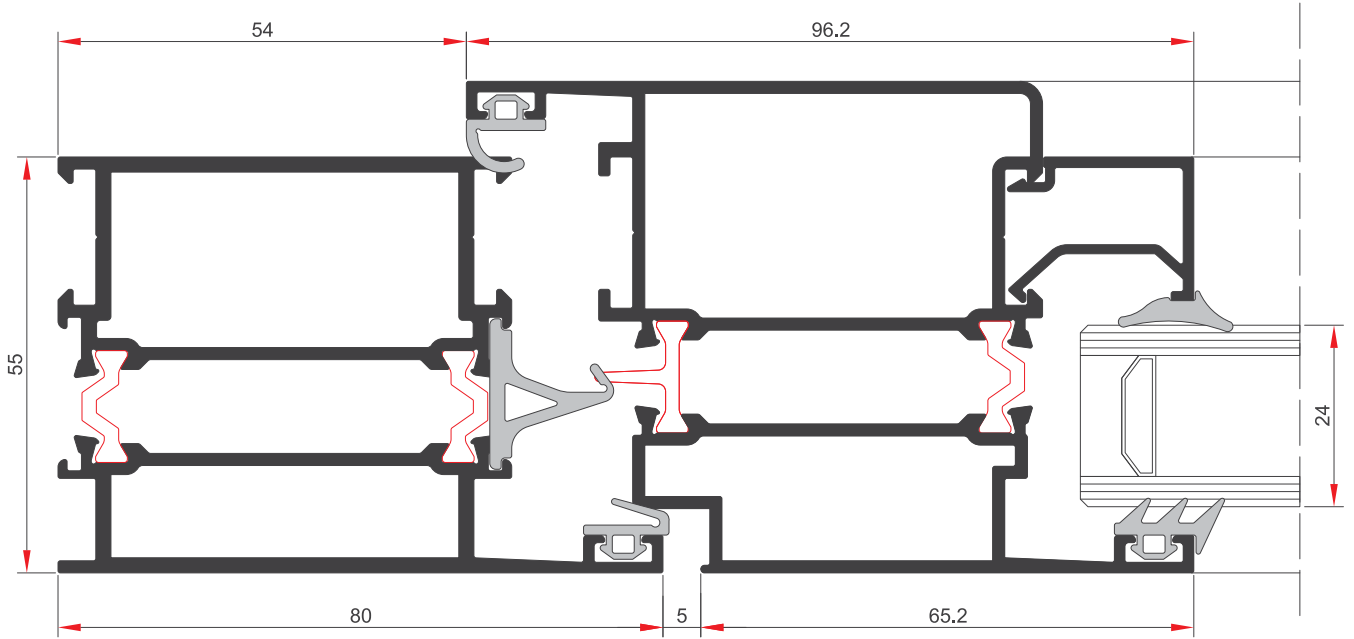


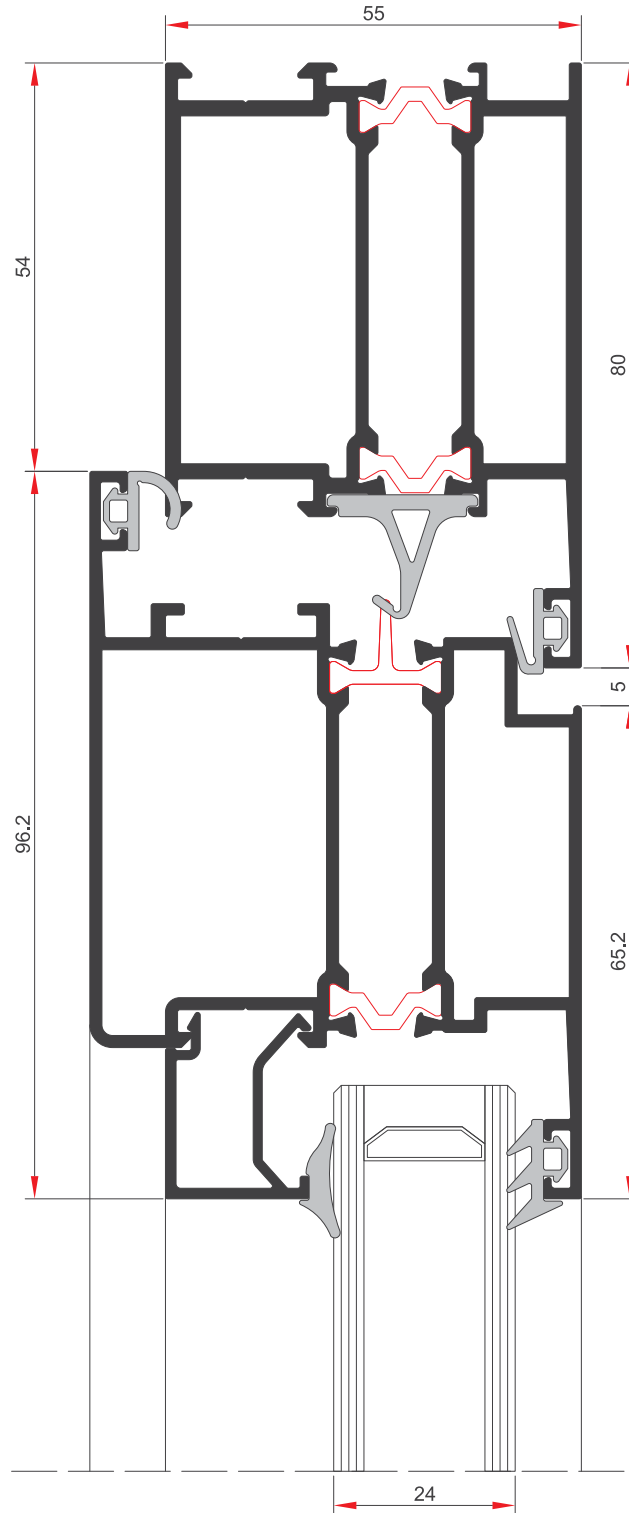


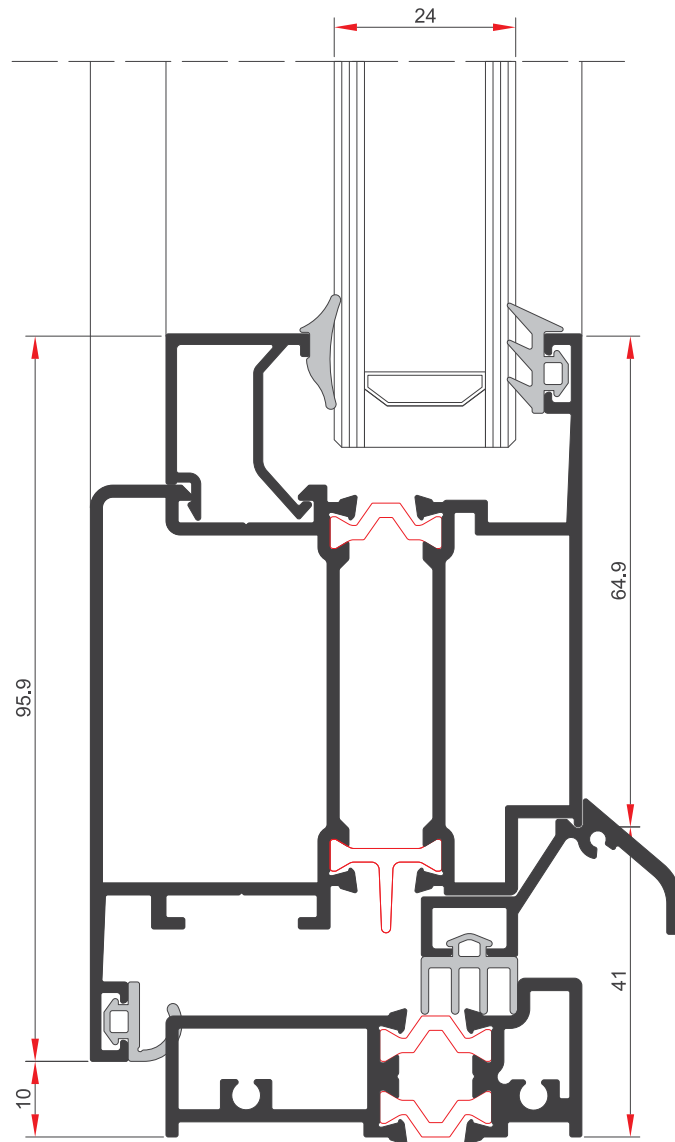


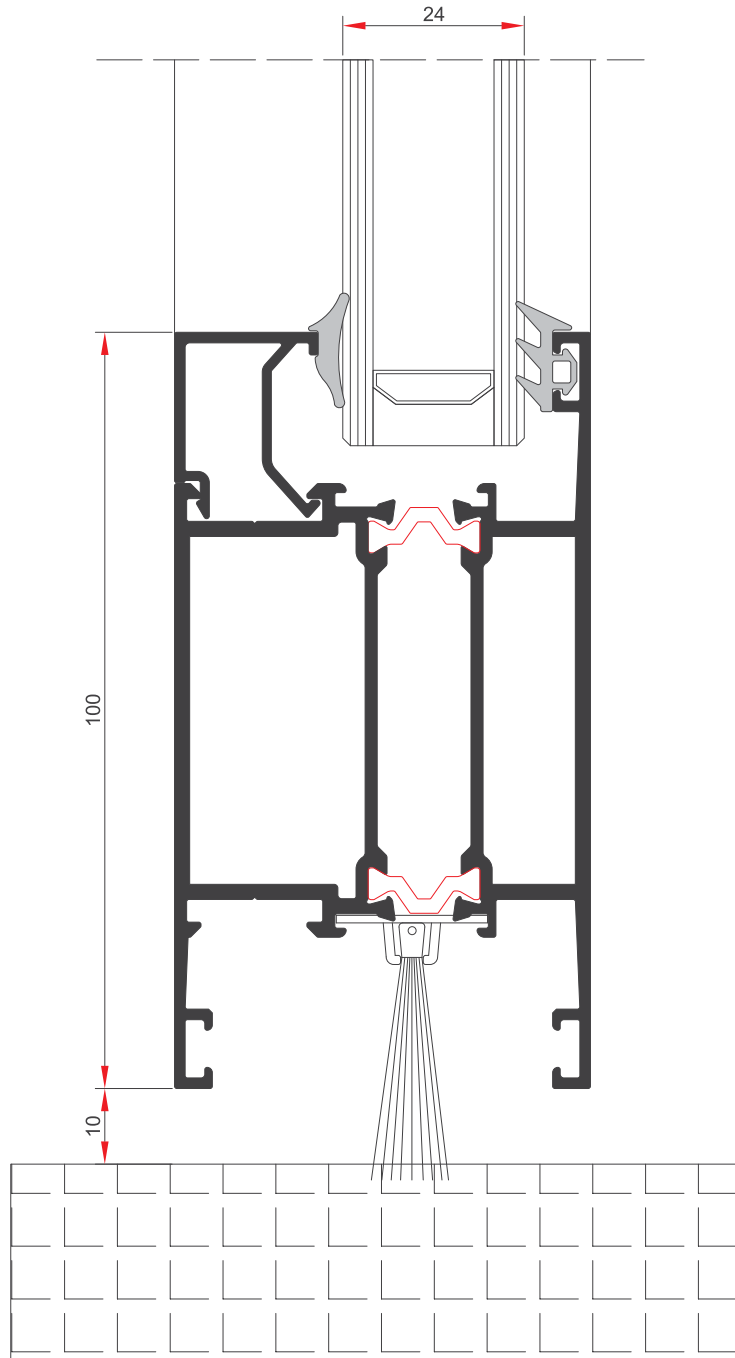
SWT55 | DETAYLAR DETAILS

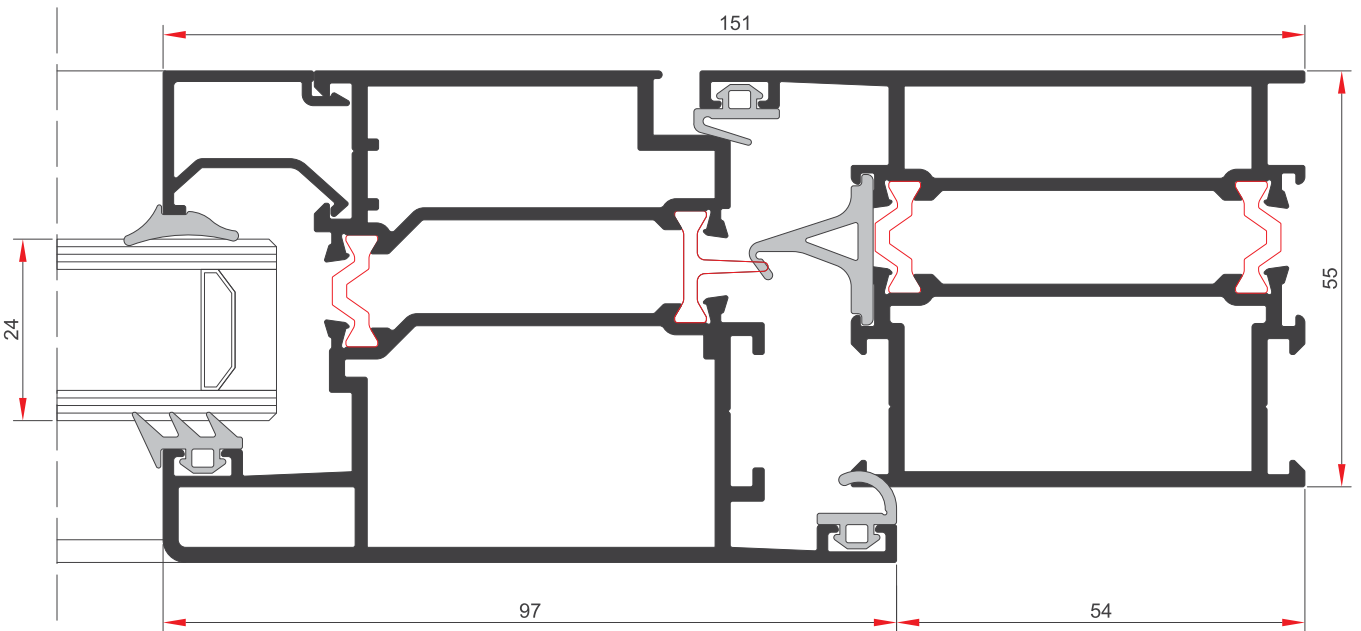
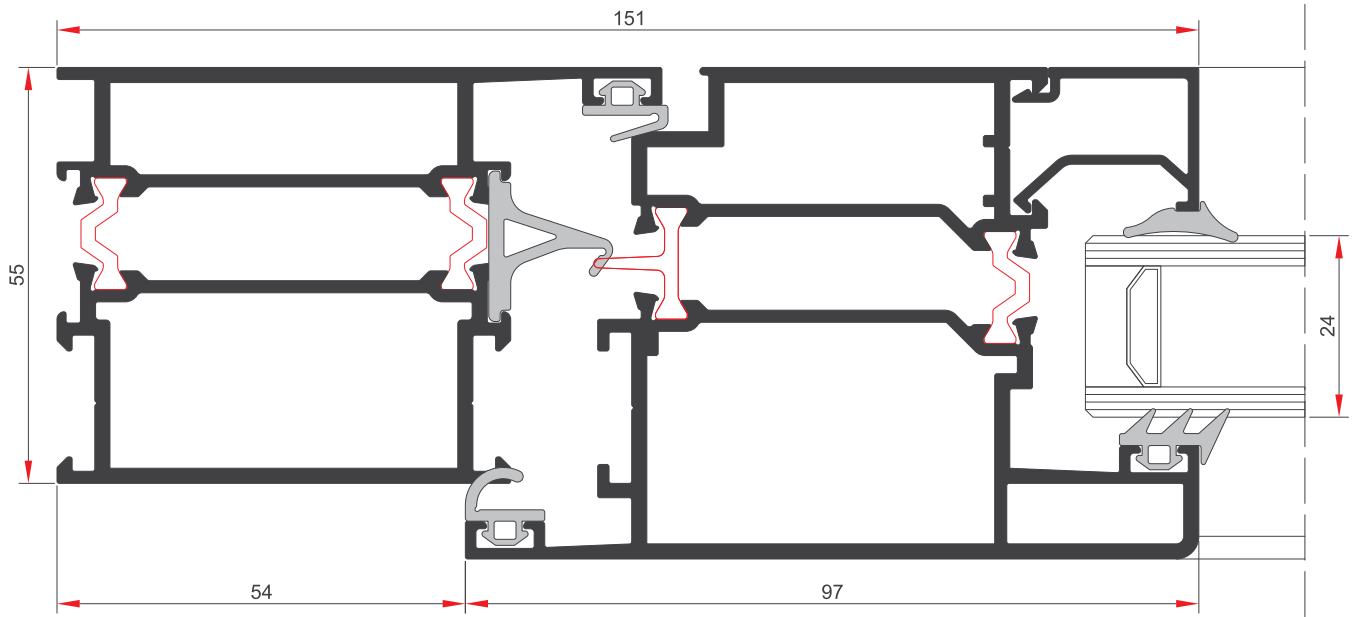


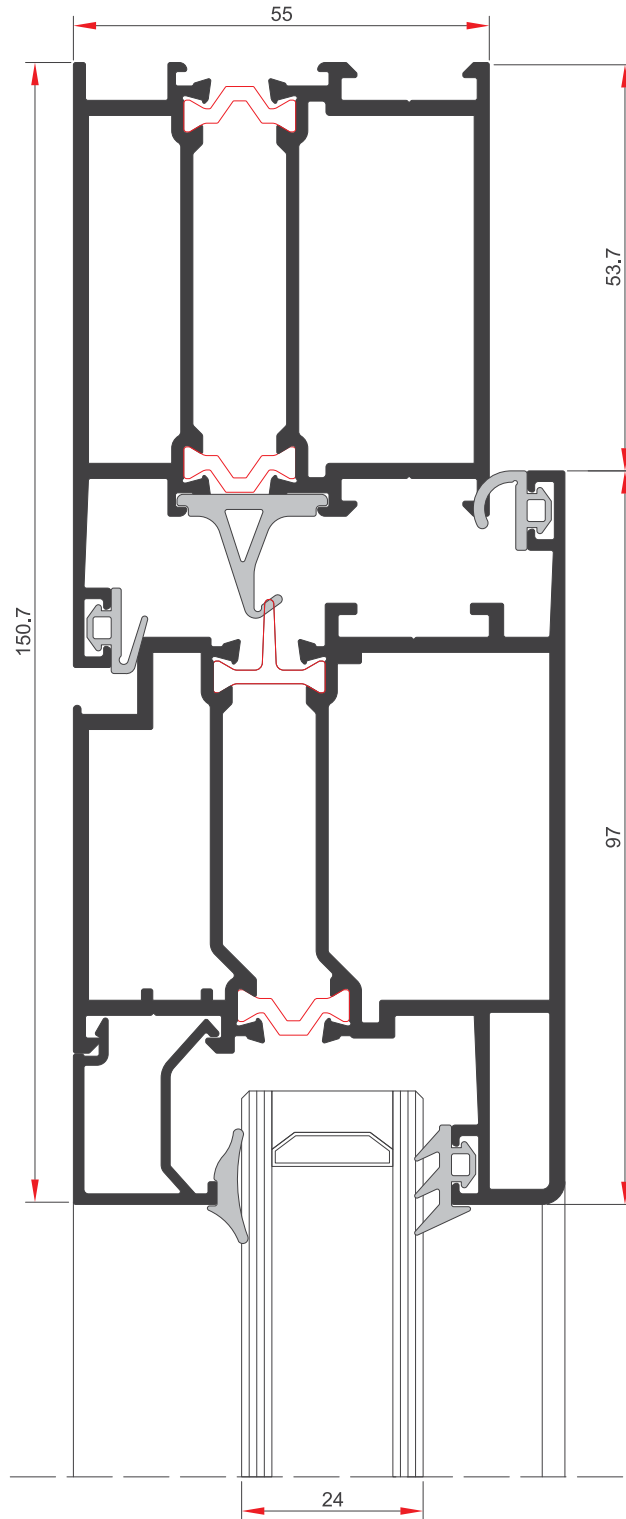


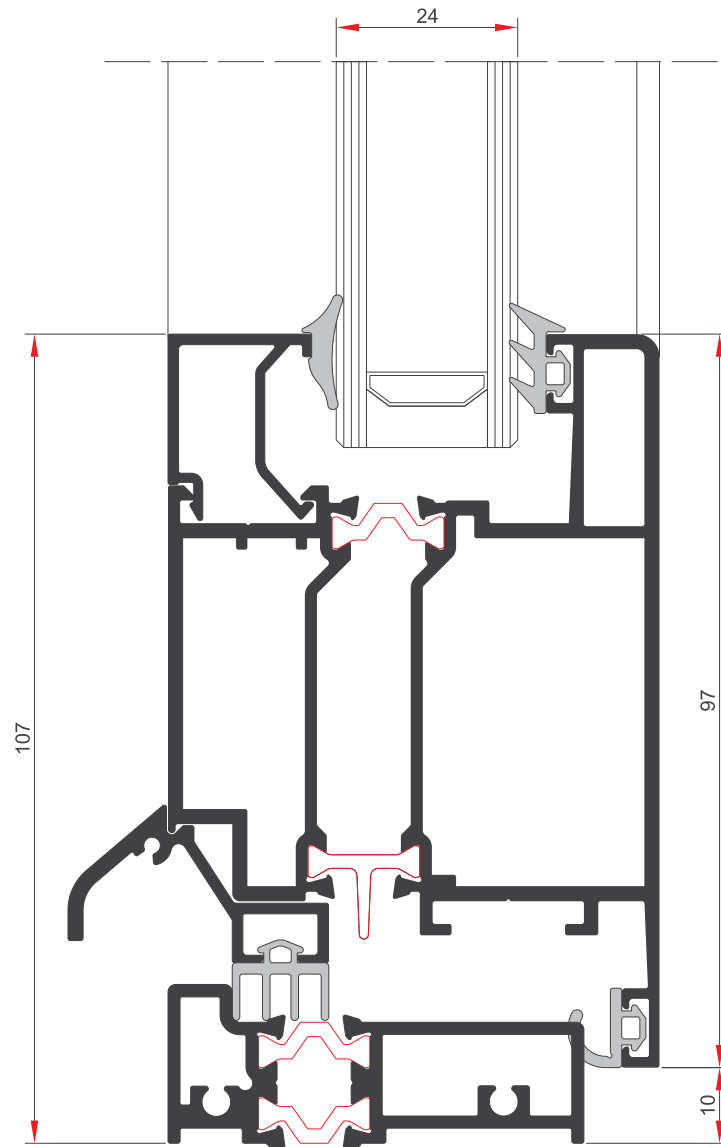


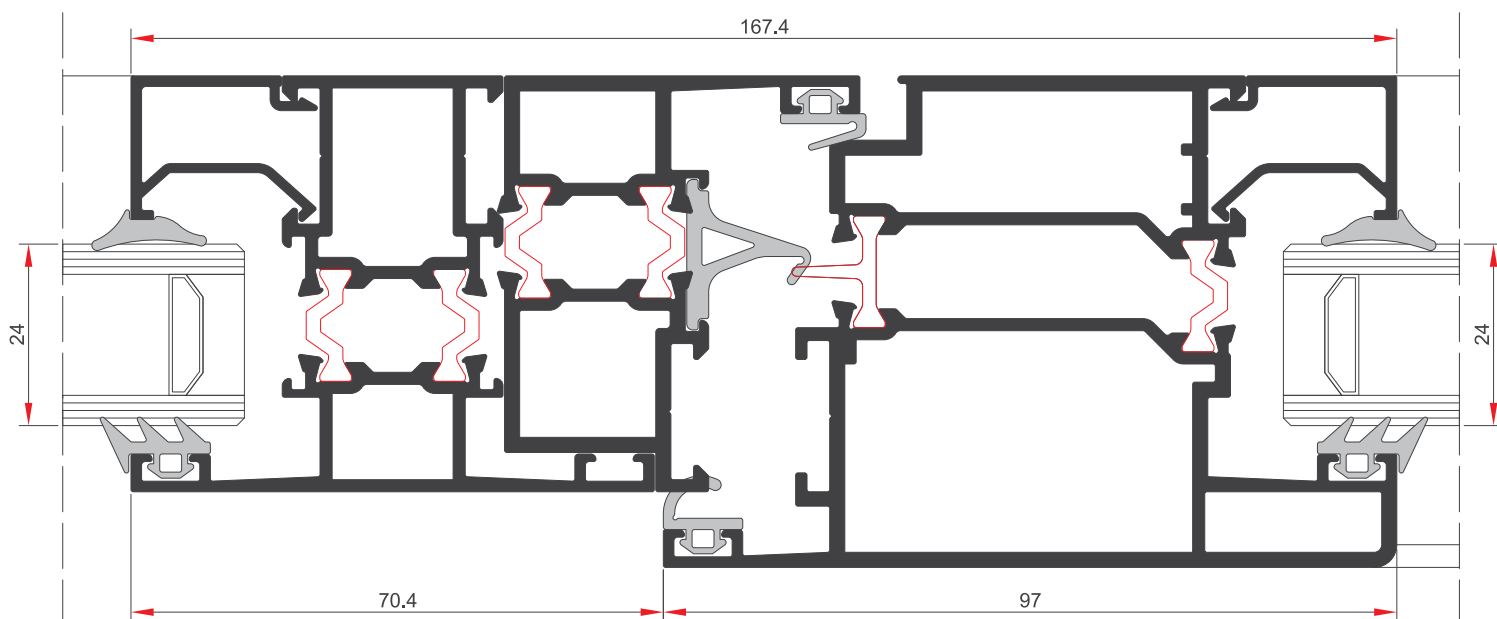
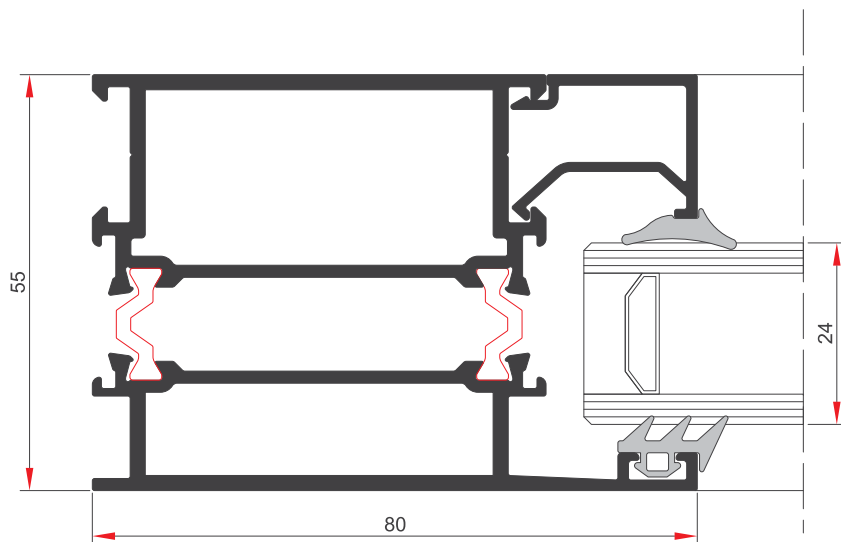




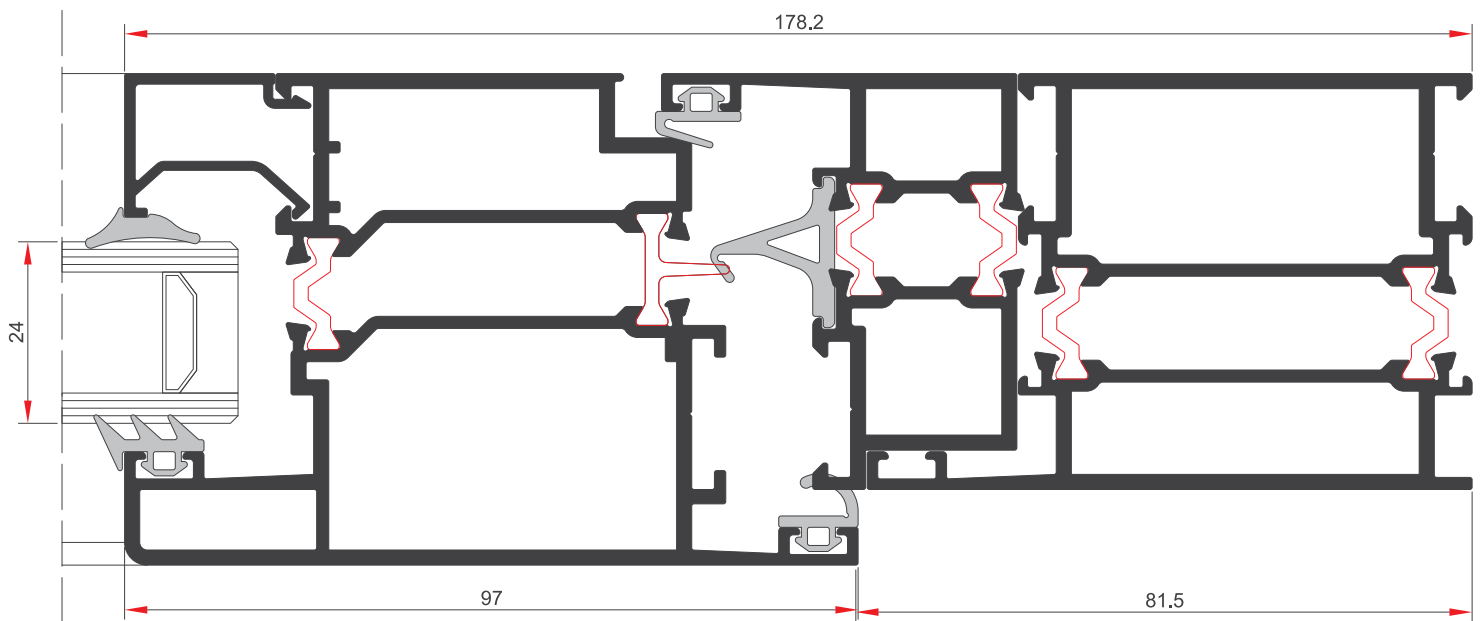


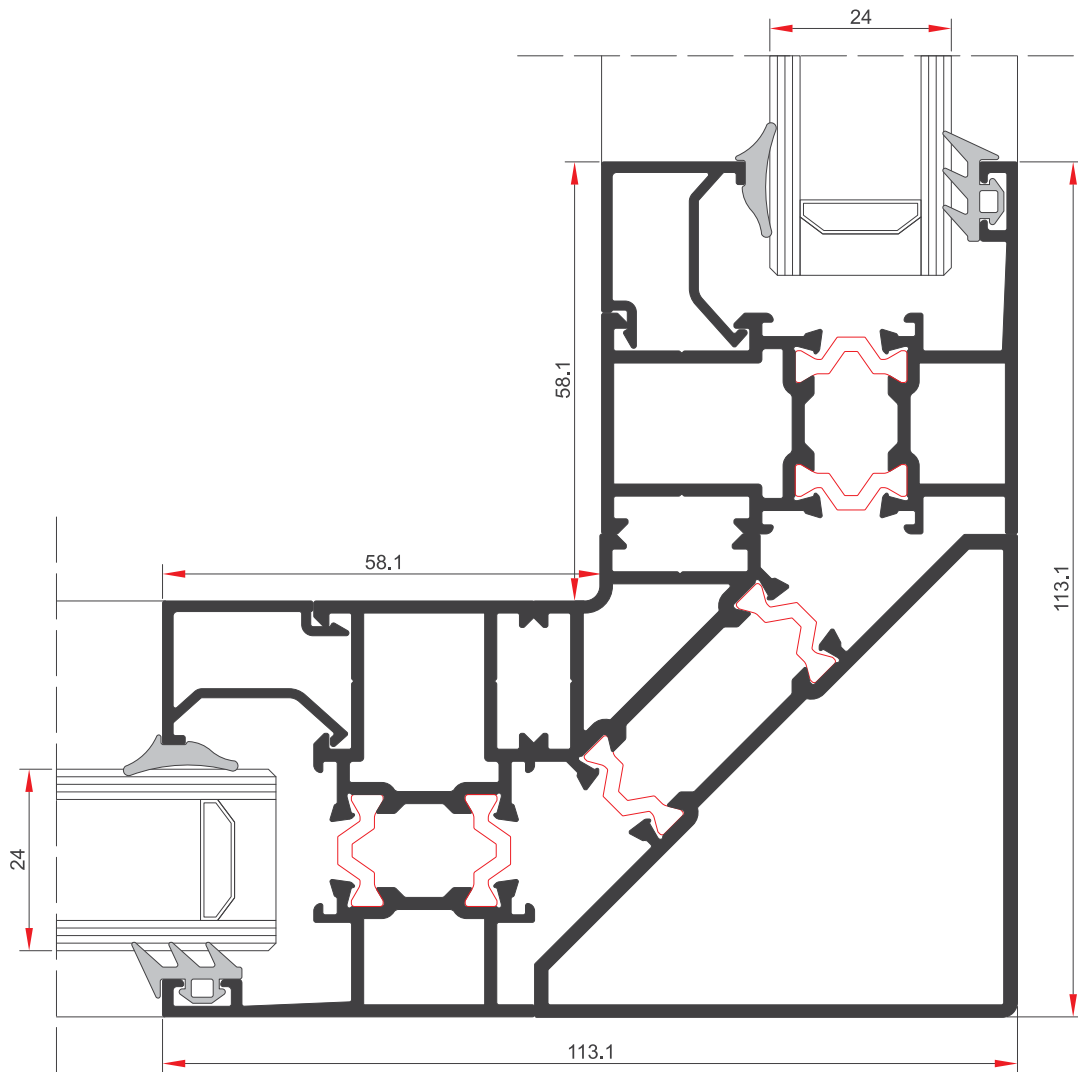







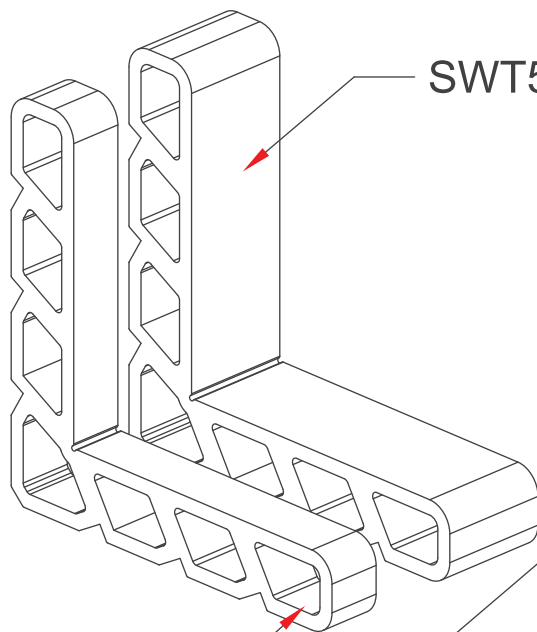
SWT55 | DETAYLAR DETAILS





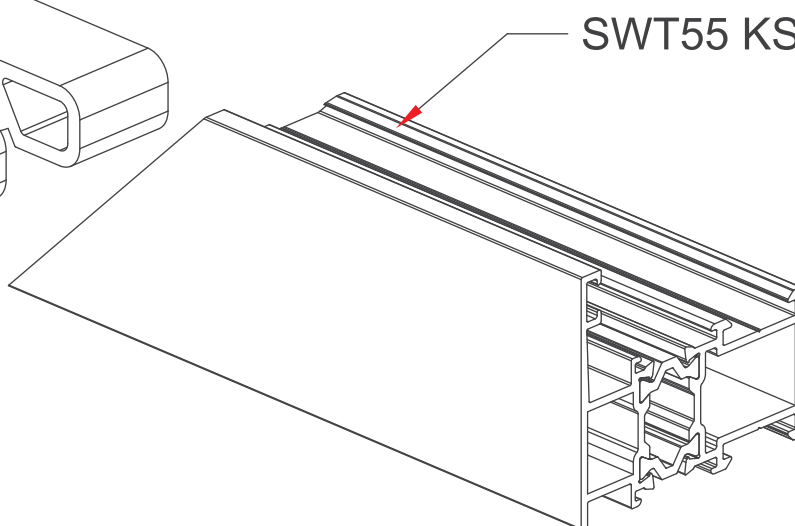


SWT55 KS XX

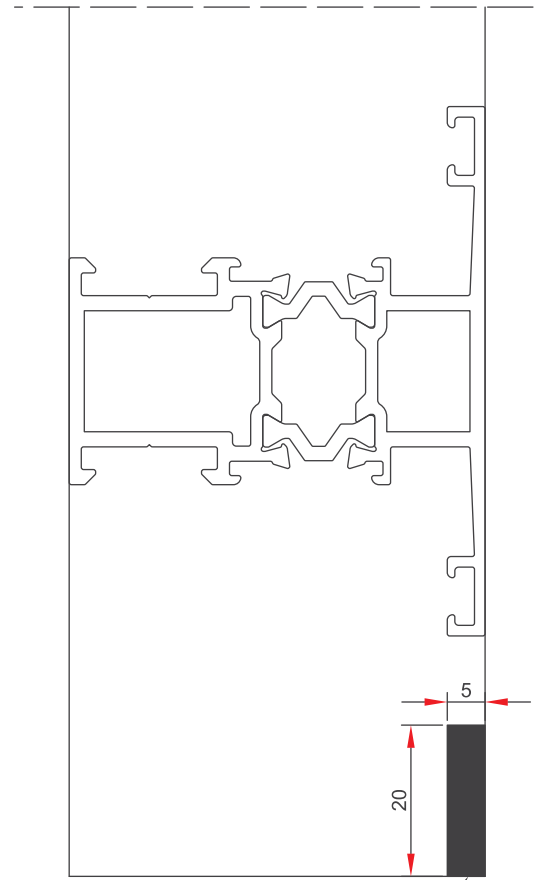
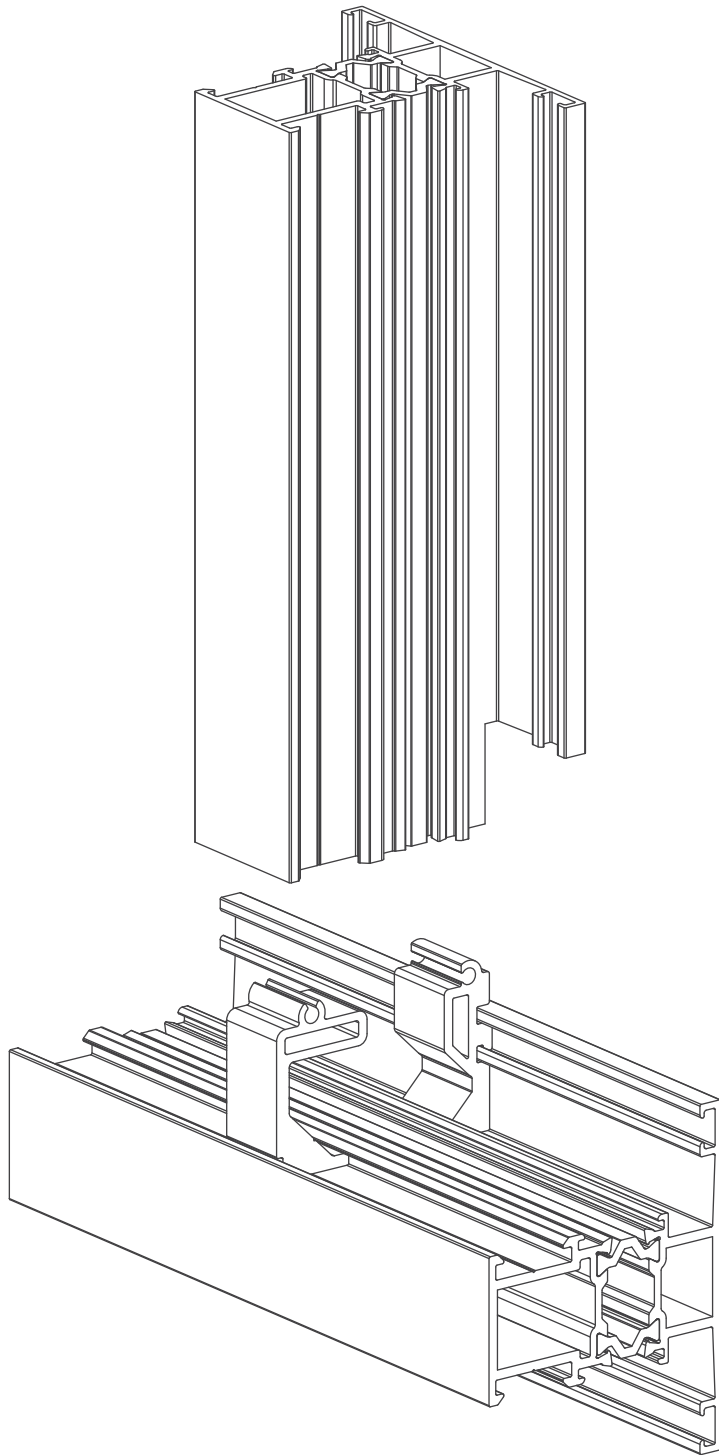


SWT55 K T XX

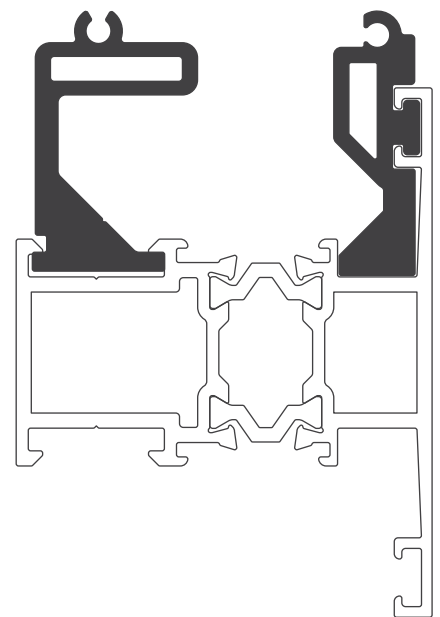
SWT55 KT XX



SWT55 KS XX



KERTME



ALUSYSTEMS

Aluminyum Kapı Pencere ve Giydirme Cephe Sistemleri
Aluminium Window Doors and Facade Systems



MİMARİ KATALOG

ARCHITECTURAL CATALOGUE

Aluminyum Kapı Pencere ve Giydirme Cephe Sistemleri
Aluminium Window Doors and Facade Systems



ALUSYSTEMS
Profil Detayları

ALUSYSTEMS
Profile Details

SWT55

AKSESUARLAR
ACCESSORIES

ALUSYSTEMS


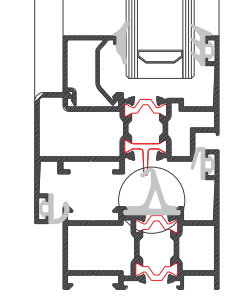

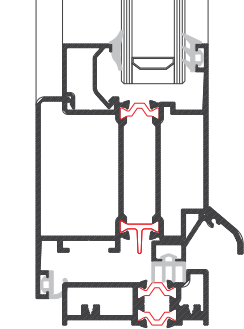
Aluminyum Kapı Pencere ve Giydirme Cephe Sistemleri
Aluminium Window Doors and Facade Systems





FITIL001		<p>DIŐ CAM FİTİLİ GLAZING GASKET (OUTSIDE)</p> <p>Malzeme/ Material : EPDM Ağırlık/ Weight : 61 gr/m Paket/ Package: 245 m / 15 kg</p>	
FITIL002		<p>DIŐ BİNİ FİTİLİ SEALING GASKET (OUTSIDE)</p> <p>Malzeme/ Material : EPDM Ağırlık/ Weight : 40 gr/m Paket/ Package: 375 m / 15 kg</p>	
FITIL003		<p>İÇ BİNİ FİTİLİ SEALING GASKET (INSIDE)</p> <p>Malzeme/ Material : EPDM Ağırlık/ Weight : 50 gr/m Paket/ Package: 300 m / 15 kg</p>	
FITIL004		<p>KAMA FİTİLİ GLAZING GASKET (INSIDE)</p> <p>Malzeme/ Material : EPDM Ağırlık/ Weight : 46 gr/m Paket/ Package: 326 m / 15 kg</p>	
FITIL005		<p>KAMA FİTİLİ GLAZING GASKET (INSIDE)</p> <p>Malzeme/ Material : EPDM Ağırlık/ Weight : 56 gr/m Paket/ Package: 268 m / 15 kg</p>	



FITIL006		<p>TOZLUK FİTİLİ CENTRAL GASKET</p> <p>Malzeme/ Material : EPDM Ağırlık/ Weight : 117 gr/m Paket/ Package: 128 m / 15 kg</p>	
FITIL007		<p>EŞİK FİTİLİ THRESHOLD GASKET</p> <p>Malzeme/ Material : EPDM Ağırlık/ Weight : 66 gr/m Paket/ Package: 227 m / 15 kg</p>	

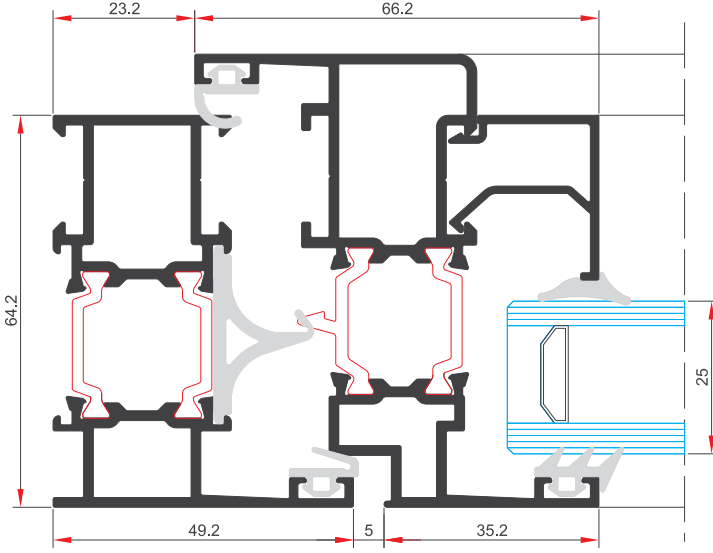


159-208
SWT 64

ALUSYSTEMS

Aluminyum Kapı Pencere ve Giydirme Cephe Sistemleri
Aluminium Window Doors and Facade Systems





TEKNİK DETAYLAR | TECHNICAL DETAILS

	KASA GENİRLİĞİ : 64.2 MM FRAME WIDTH : 64.2 MM		ISI BARIYERİ : 14.8 MM HEAT BARRIER : 14.8 MM
	ET KALINLIĞI : 1.3 MM - 1.5 MM - 1.6 MM - 1.8 MM - 2 MM WALL THICKNESS : 1.2 MM - 1.5 MM - 1.6 MM - 1.8 MM - 2 MM		CAM KALINLIĞI : 13 MM ~ 41 MM GLASS THICKNESS : 13 MM ~ 41 MM
	AKSESUAR KANAL TİPİ : EUROGROOVE 1 KANALA UYGUN - PVC KANAL (9 AKS) UYGUN KANATLAR ACCESSORY CHANNEL TYPE : EUROGROOVE SUITABLE FOR 1 CHANNEL - PVC (9 AXLES) SUITABLE WINGS		
	AÇILIM ÇEŞİTLERİ : TEK AÇILIM PENCERE, ÇİFT AÇILIM PENCERE, İÇE AÇILIR TEK KANAT KAPI, İÇE AÇILIR ÇİFT KANAT KAPI, PARALEL SÜRME, DIŞA AÇILIM KAPI EXPANSION TYPES : SINGLE OPENING WINDOW, DOUBLE OPENING WINDOW, INWARD OPENING SINGLE WING DOOR, INWARD OPENING DOUBLE WING DOOR, PARALLEL SLIDING, OUTWARD OPENING DOOR		
	ISI GEÇİRGENLİK KAT SAYISI (Uf) : 2.65 W/m ² .K HEAT CONDUCTIVITY COEFFICIENT (Uf) : 2.65 W/m ² .K		

ALUSYSTEMS

Aluminyum Kapı Pencere ve Giydirme Cephe Sistemleri
Aluminium Window Doors and Facade Systems



MİMARİ KATALOG

ARCHITECTURAL CATALOGUE

Aluminyum Kapı Pencere ve Giydirme Cephe Sistemleri
Aluminium Window Doors and Facade Systems



ALUSYSTEMS
Profil Detayları

ALUSYSTEMS
Profile Details

SWT 64

PROFİLLER
PROFILES



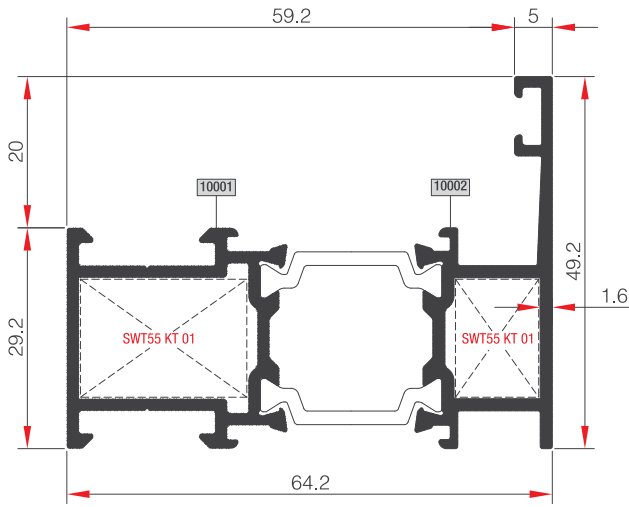
ALUSYSTEMS

Aluminyum Kapı Pencere ve Giydirme Cephe Sistemleri
Aluminium Window Doors and Facade Systems



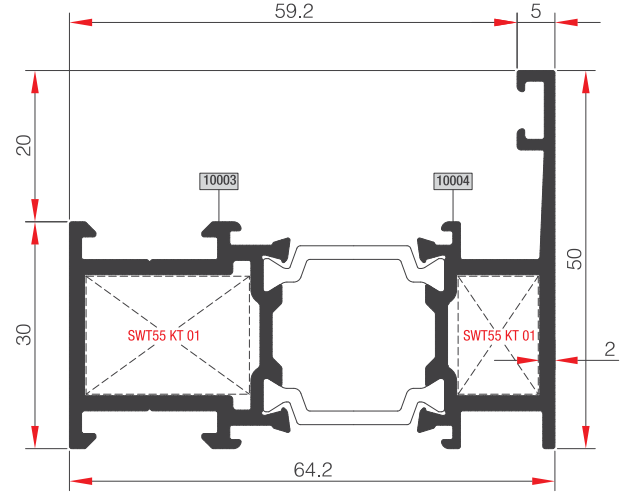
SWT64

KASA PROFİLLERİ FRAME PROFILES



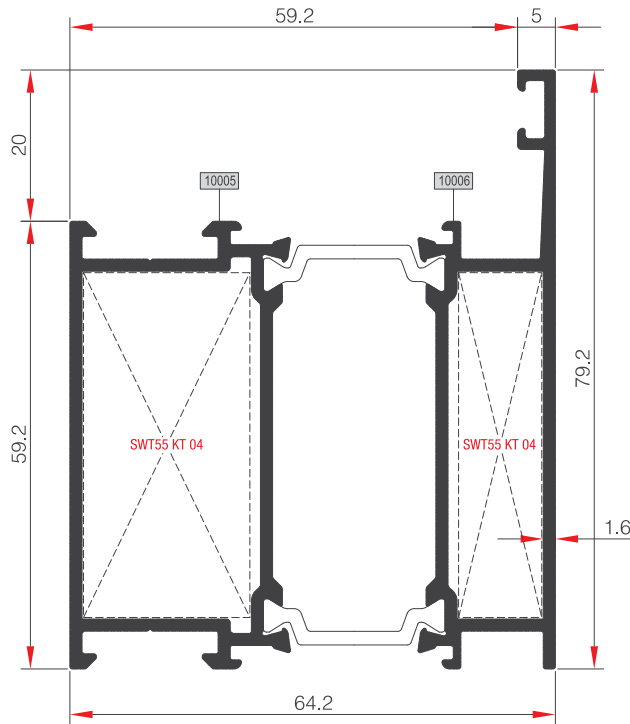
SWT64 KS 01

AĞIRLIK (kg/m) / WEIGHT kg/m	1.264
Jx (cm ⁴)	21.388
Jy (cm ⁴)	5.639



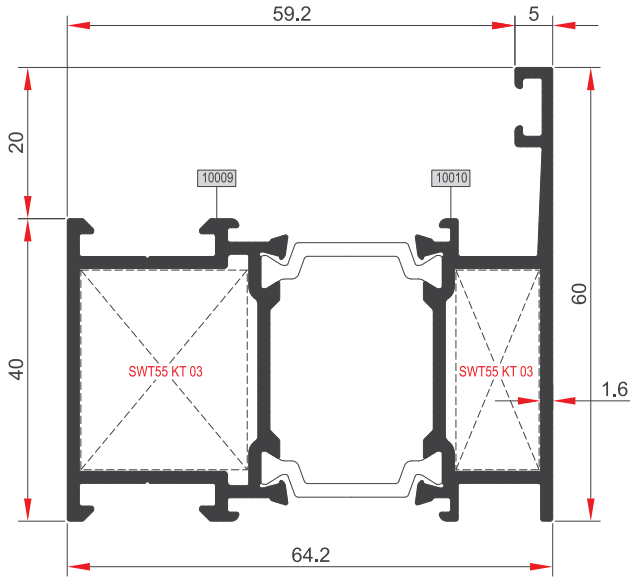
SWT64 KS 02

AĞIRLIK (kg/m) / WEIGHT kg/m	1.389
Jx (cm ⁴)	24.293
Jy (cm ⁴)	6.227



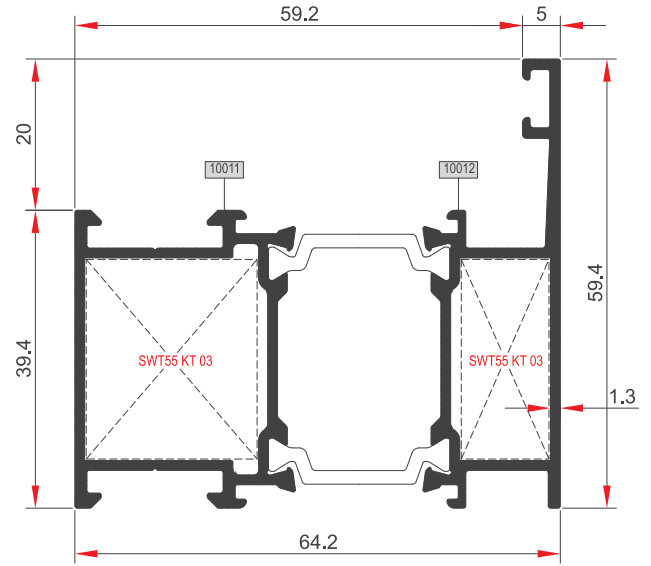
SWT64 KS 03

AĞIRLIK (kg/m) / WEIGHT kg/m	1.782
Jx (cm ⁴)	32.236
Jy (cm ⁴)	28.504



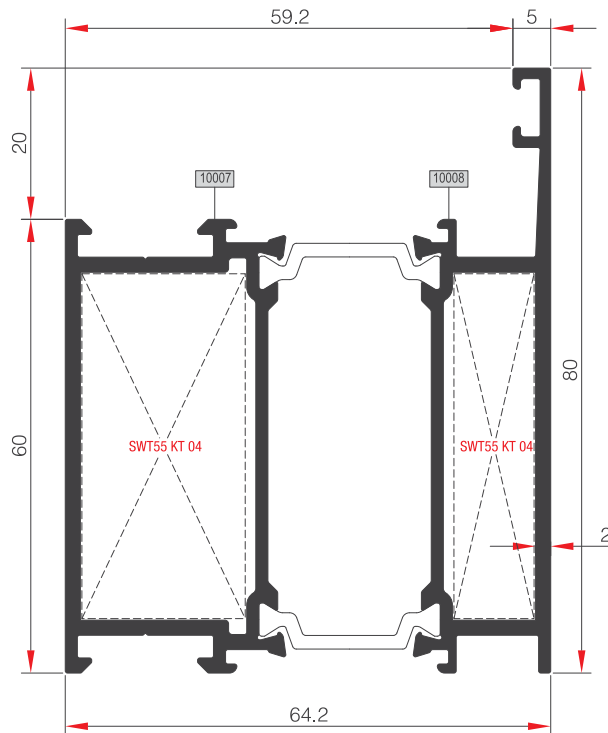
SWT64 KS 05

AĞIRLIK (kg/m) / WEIGHT kg/m	1.450
Jx (cm ⁴)	25,294
Jy (cm ⁴)	11,292



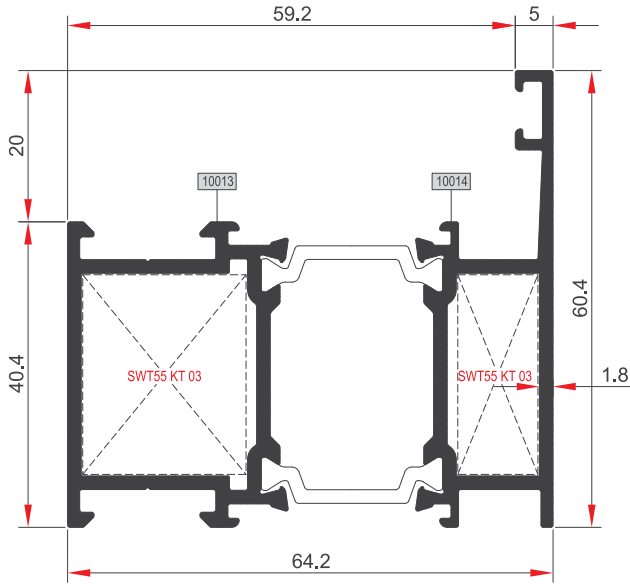
SWT64 KS 06

AĞIRLIK (kg/m) / WEIGHT kg/m	1.292
Jx (cm ⁴)	22,180
Jy (cm ⁴)	10,258



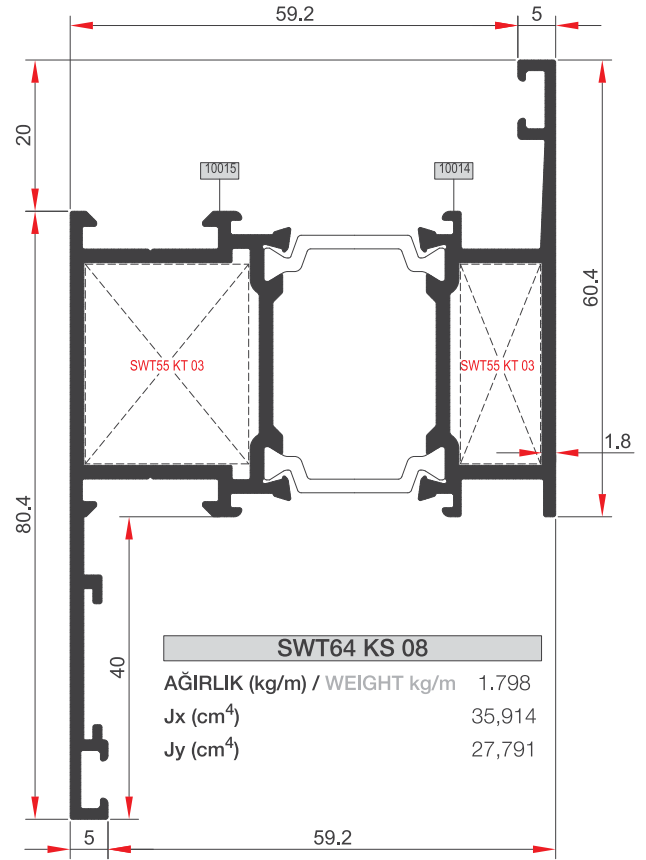
SWT64 KS 04

AĞIRLIK (kg/m) / WEIGHT kg/m	1.972
Jx (cm ⁴)	37.359
Jy (cm ⁴)	31.709



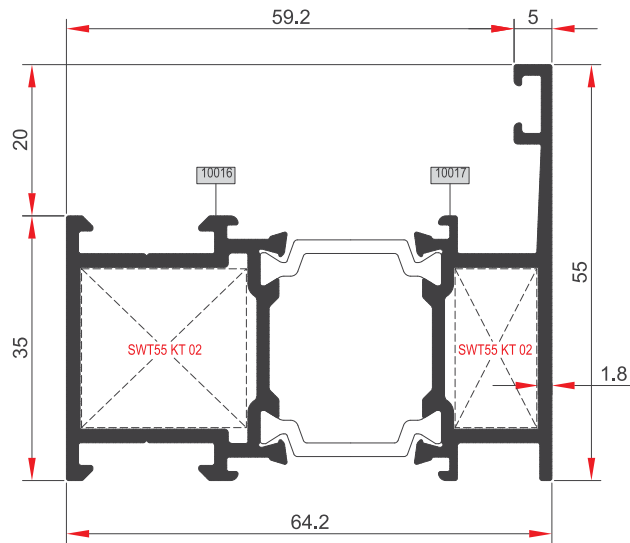
SWT64 KS 07

AĞIRLIK (kg/m) / WEIGHT kg/m	1.557
Jx (cm ⁴)	27,356
Jy (cm ⁴)	11,995



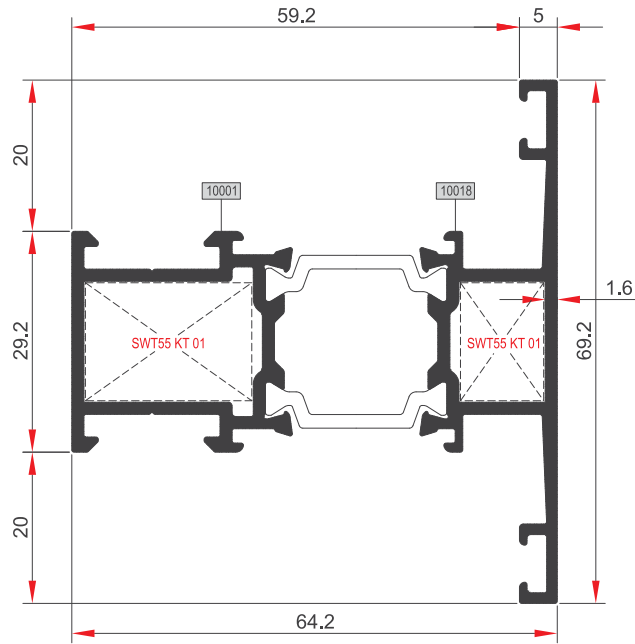
SWT64 KS 08

AĞIRLIK (kg/m) / WEIGHT kg/m	1.798
Jx (cm ⁴)	35,914
Jy (cm ⁴)	27,791



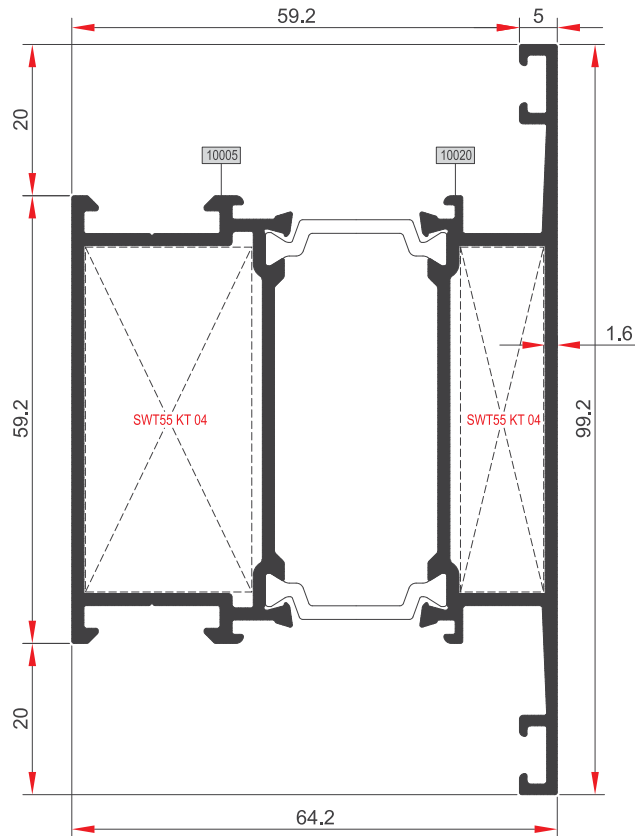
SWT64 KS 09

AĞIRLIK (kg/m) / WEIGHT kg/m	1.426
Jx (cm ⁴)	25,002
Jy (cm ⁴)	8,574



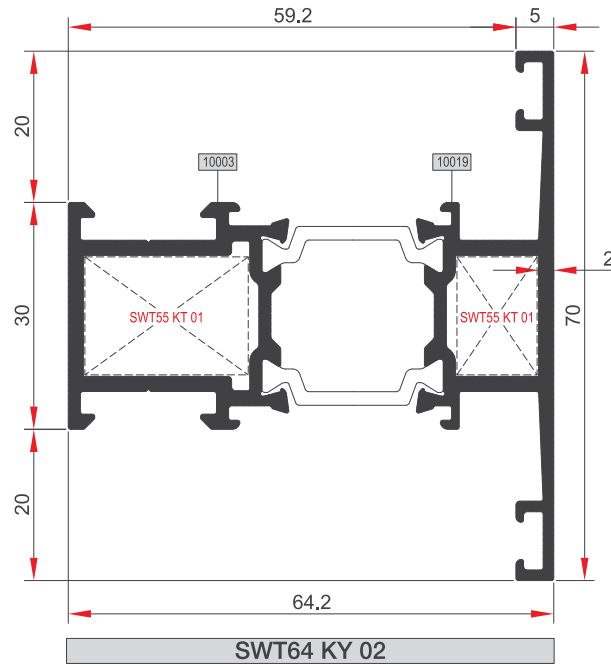
SWT64 KY 01

AĞIRLIK (kg/m) / WEIGHT kg/m	1,383
Jx (cm ⁴)	24,389
Jy (cm ⁴)	8,928

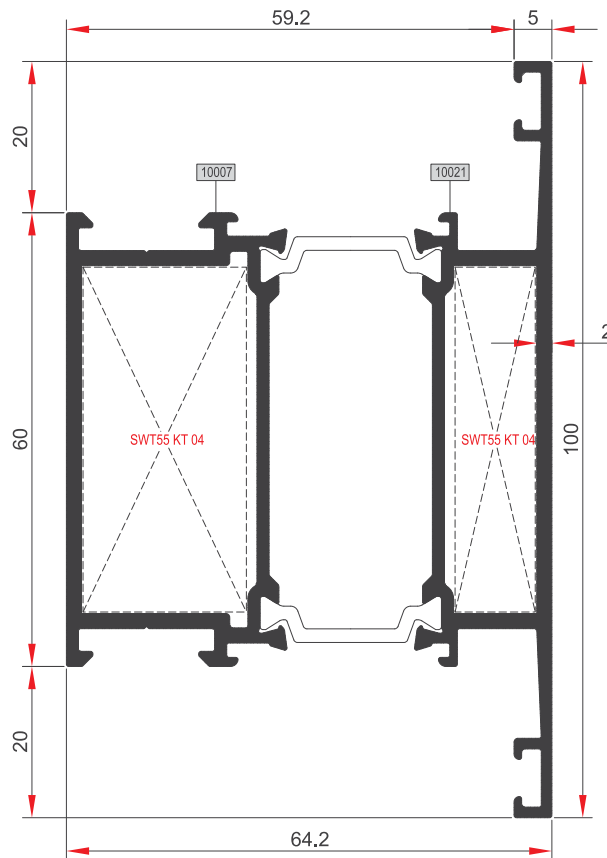


SWT64 KY 03

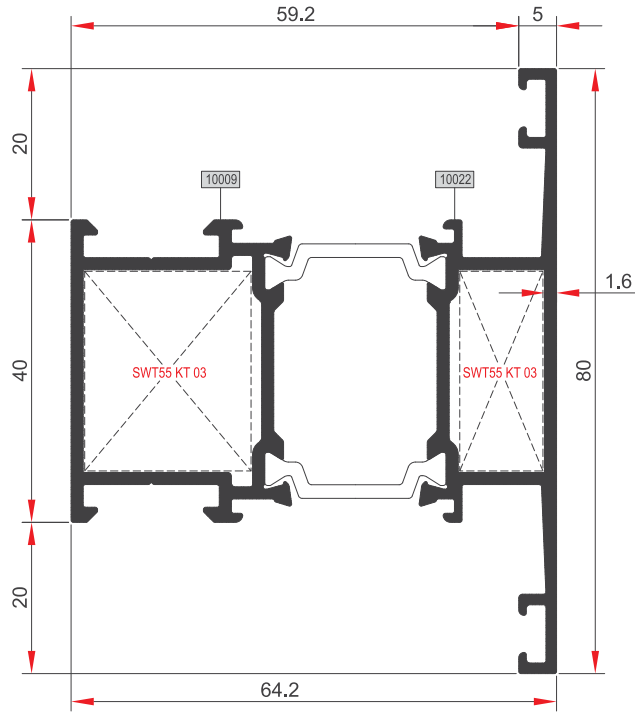
AĞIRLIK (kg/m) / WEIGHT kg/m	1,901
Jx (cm ⁴)	35,360
Jy (cm ⁴)	36,344



AĞIRLIK (kg/m) / WEIGHT kg/m	1.508
Jx (cm ⁴)	27,454
Jy (cm ⁴)	9,584

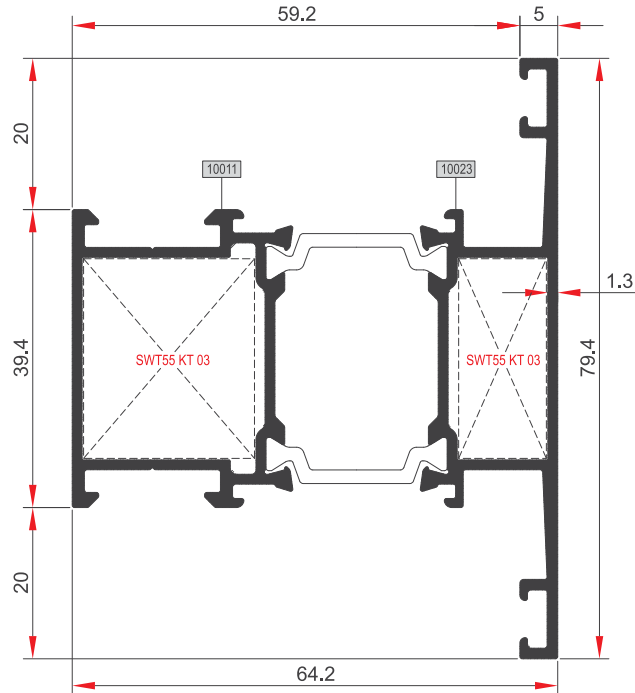


AĞIRLIK (kg/m) / WEIGHT kg/m	2,091
Jx (cm ⁴)	40,619
Jy (cm ⁴)	39,647



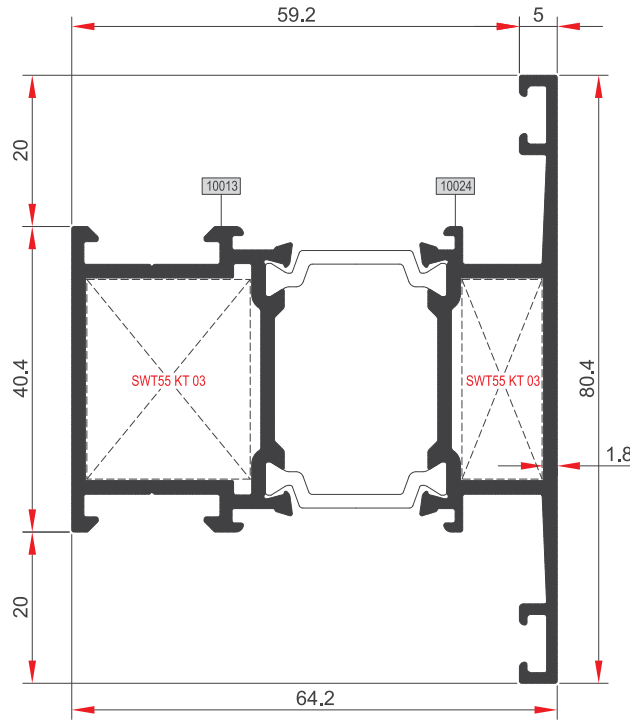
SWT64 KY 05

AĞIRLIK (kg/m) / WEIGHT kg/m	1,569
Jx (cm ⁴)	28,349
Jy (cm ⁴)	15,990



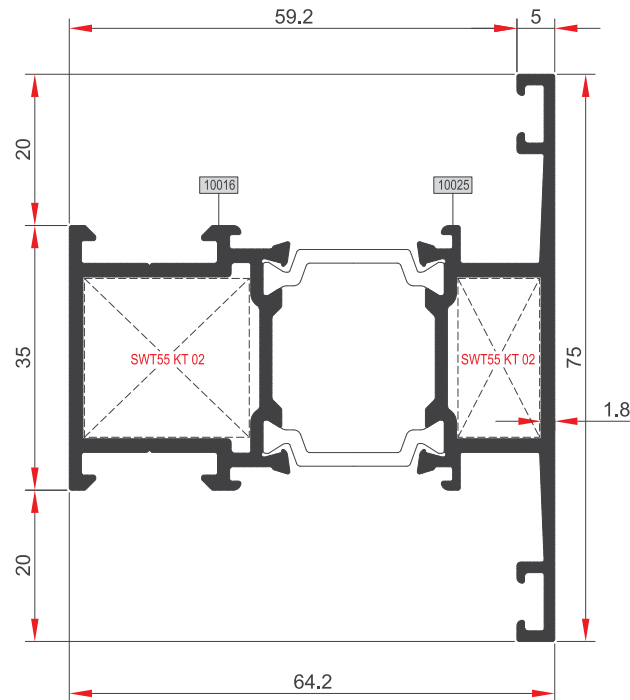
SWT64 KY 06

AĞIRLIK (kg/m) / WEIGHT kg/m	1,411
Jx (cm ⁴)	25,104
Jy (cm ⁴)	14,921



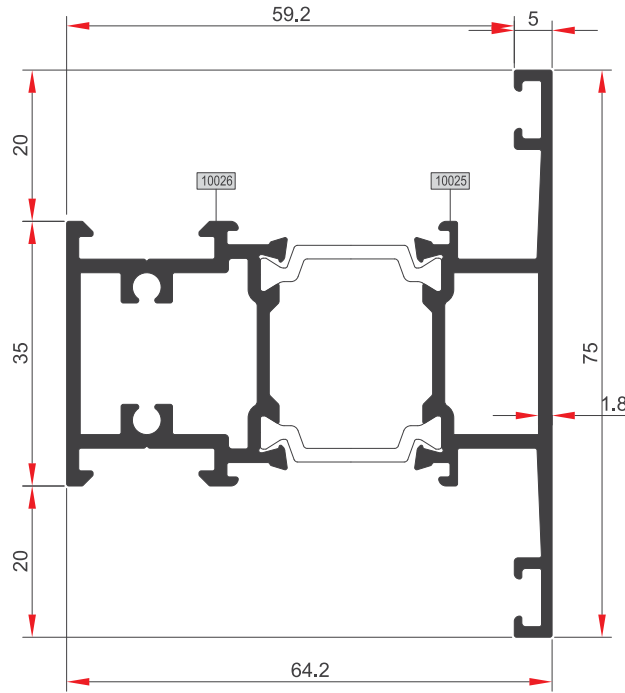
SWT64 KY 07

AĞIRLIK (kg/m) / WEIGHT kg/m	1,676
Jx (cm ⁴)	30,485
Jy (cm ⁴)	16,723



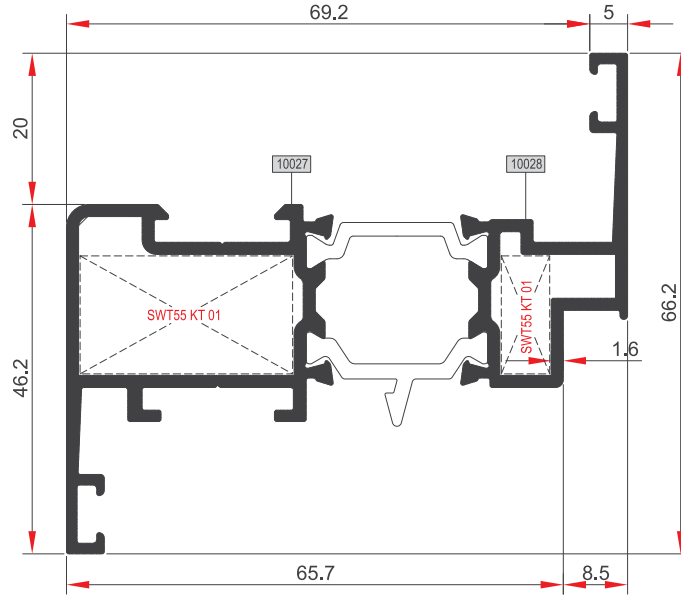
SWT64 KY 08

AĞIRLIK (kg/m) / WEIGHT kg/m	1,545
Jx (cm ⁴)	28,113
Jy (cm ⁴)	12,571



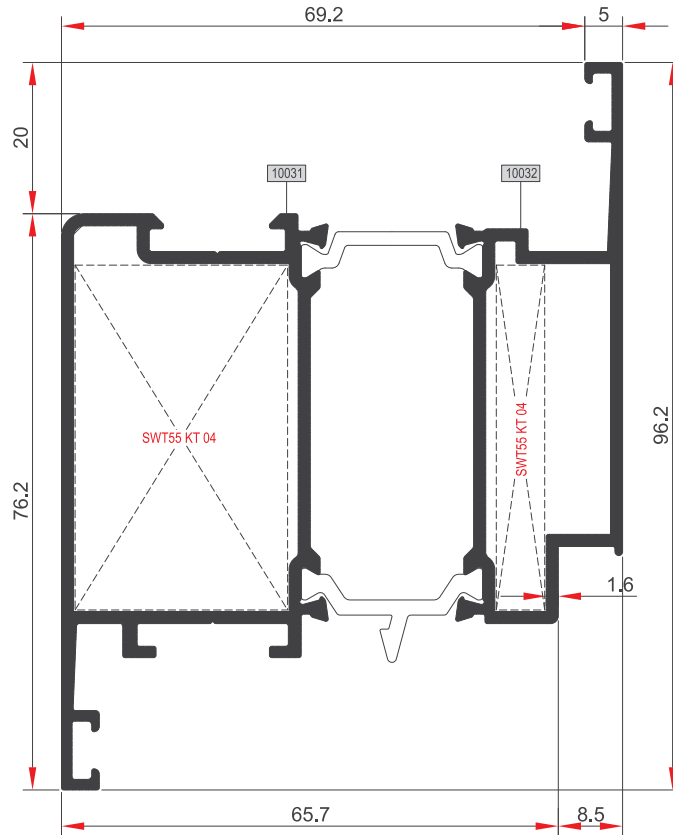
SWT64 KY 09

AĞIRLIK (kg/m) / WEIGHT kg/m	1,626
Jx (cm ⁴)	30,168
Jy (cm ⁴)	12,806



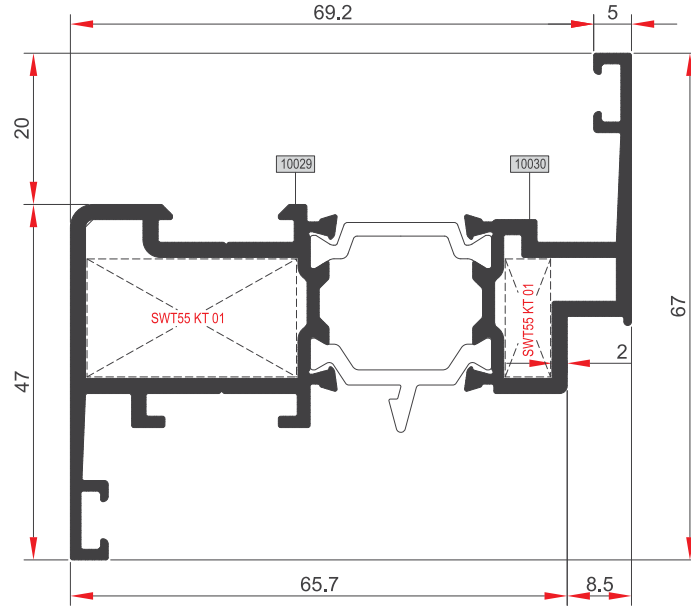
SWT64 KN 01

AĞIRLIK (kg/m) / WEIGHT kg/m	1,455
Jx (cm ⁴)	33,493
Jy (cm ⁴)	8,215



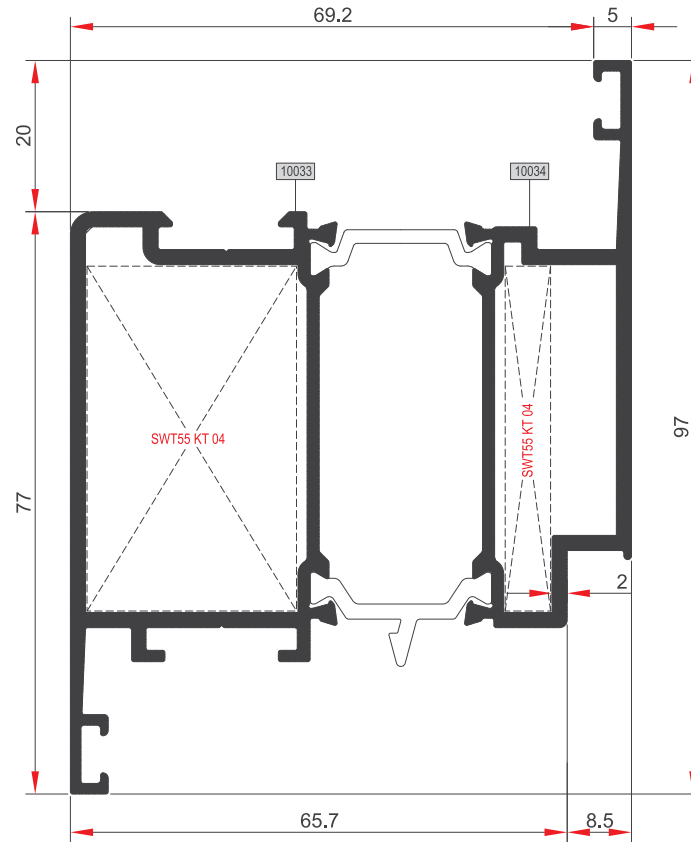
SWT64 KN 03

AĞIRLIK (kg/m) / WEIGHT kg/m	1,973
Jx (cm ⁴)	47,931
Jy (cm ⁴)	35,569



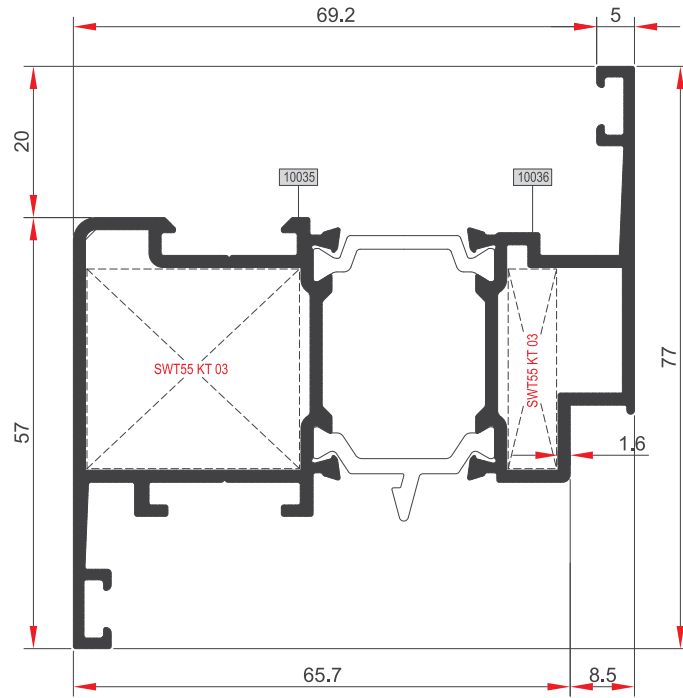
SWT64 KN 02

AĞIRLIK (kg/m) / WEIGHT kg/m	1,610
Jx (cm ⁴)	37,763
Jy (cm ⁴)	8,944



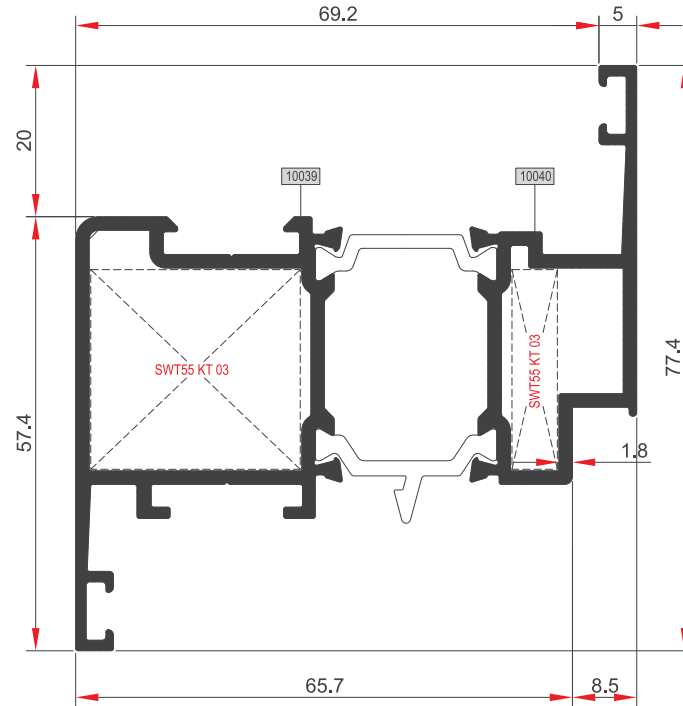
SWT64 KN 04

AĞIRLIK (kg/m) / WEIGHT kg/m	2,194
Jx (cm ⁴)	55,244
Jy (cm ⁴)	39,446



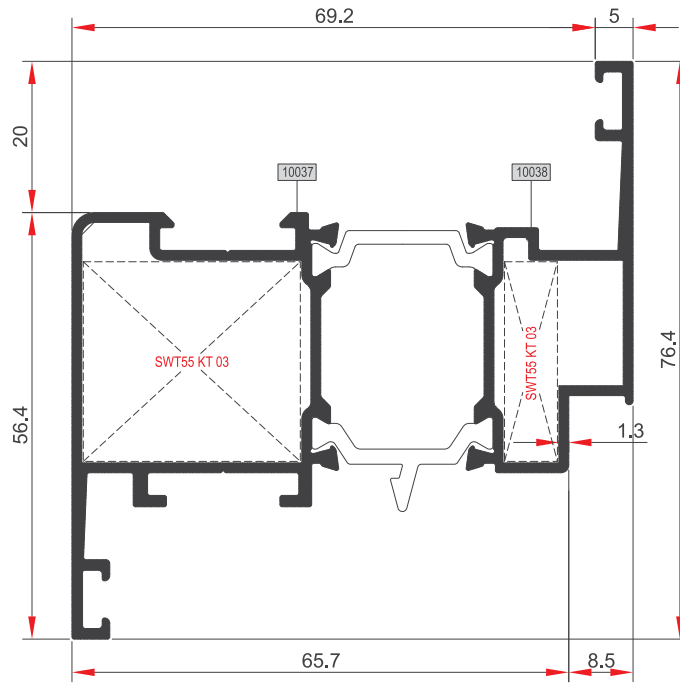
SWT64 KN 05

AĞIRLIK (kg/m) / WEIGHT kg/m	1,642
Jx (cm ⁴)	38,714
Jy (cm ⁴)	15,156



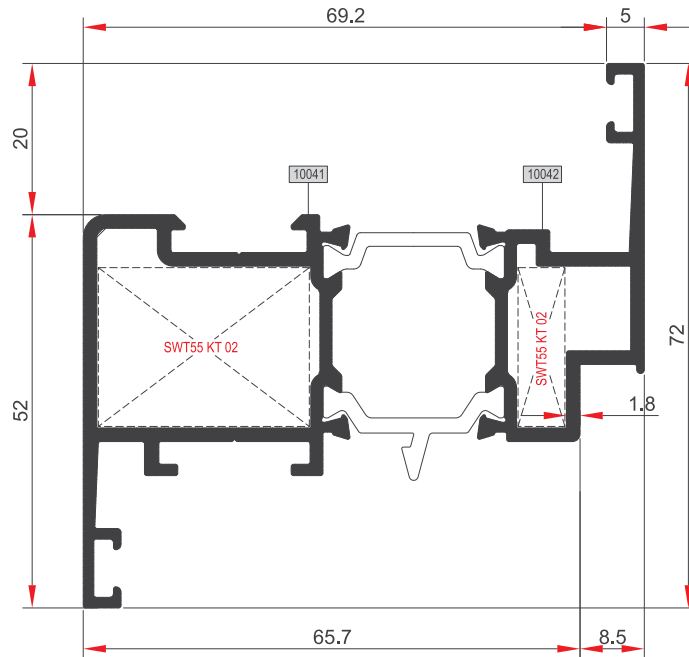
SWT64 KN 07

AĞIRLIK (kg/m) / WEIGHT kg/m	1,762
Jx (cm ⁴)	41,678
Jy (cm ⁴)	15,983



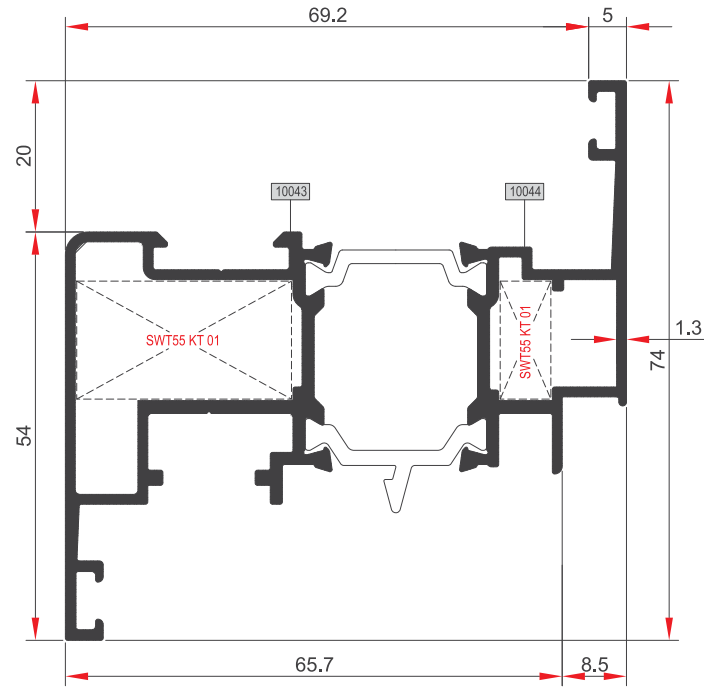
SWT64 KN 06

AĞIRLIK (kg/m) / WEIGHT kg/m	1,461
Jx (cm ⁴)	34,258
Jy (cm ⁴)	13,944



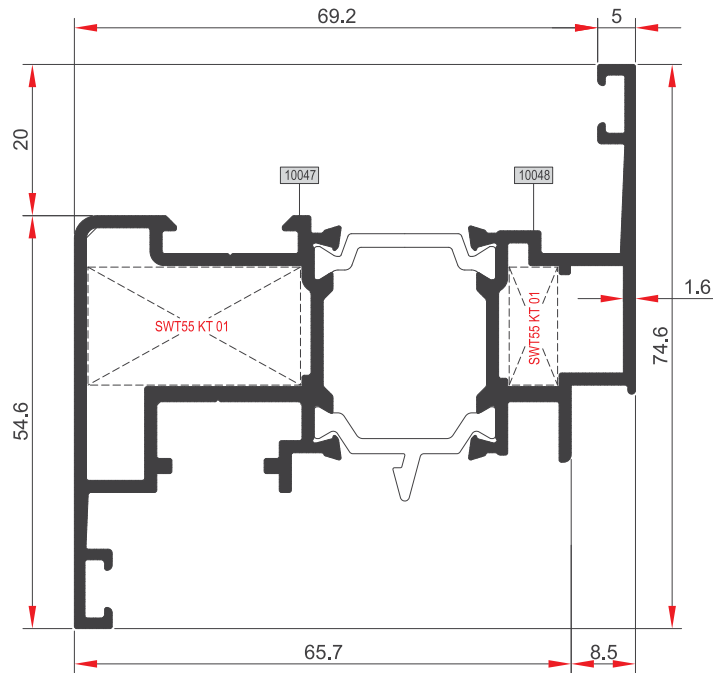
SWT64 KN 08

AĞIRLIK (kg/m) / WEIGHT kg/m	1,632
Jx (cm ⁴)	38,526
Jy (cm ⁴)	11,846



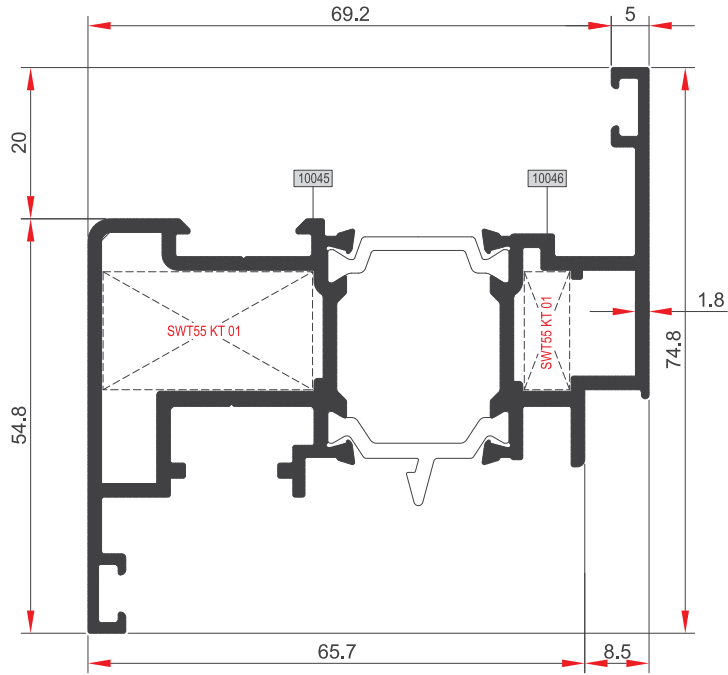
SWT64 KN 09

AĞIRLIK (kg/m) / WEIGHT kg/m	1,545
Jx (cm ⁴)	34,606
Jy (cm ⁴)	11,932



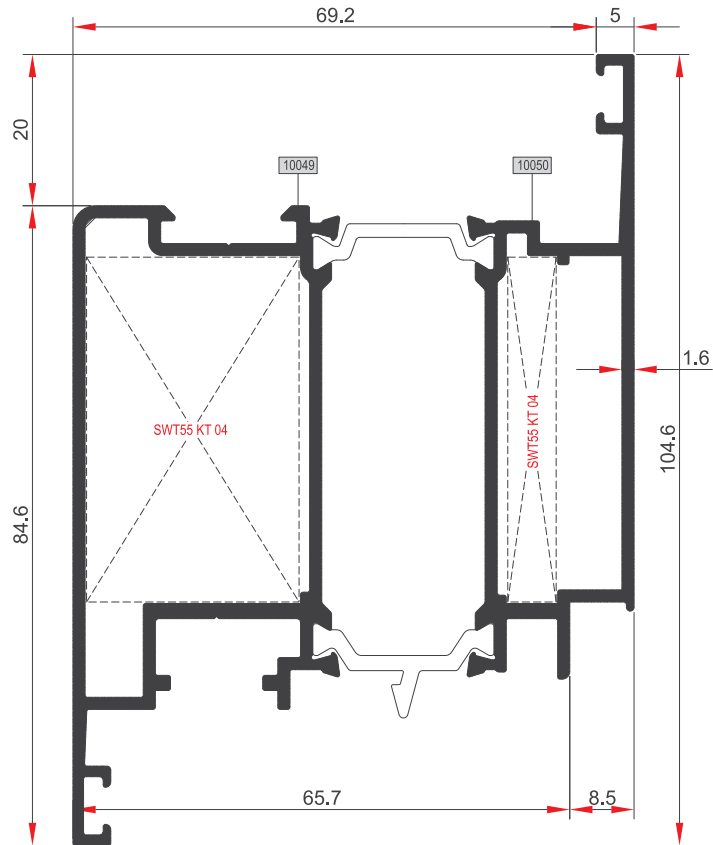
SWT64 KN 11

AĞIRLIK (kg/m) / WEIGHT kg/m	1,686
Jx (cm ⁴)	38,820
Jy (cm ⁴)	12,848



SWT64 KN 10

AĞIRLIK (kg/m) / WEIGHT kg/m	1,796
Jx (cm ⁴)	41,880
Jy (cm ⁴)	13,524

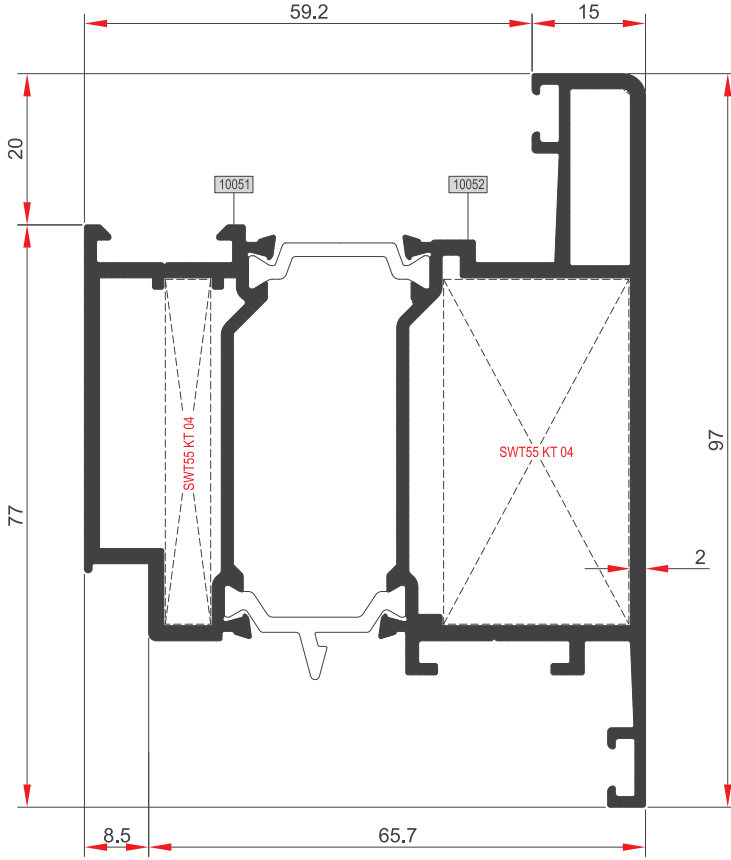


SWT64 KN 12

AĞIRLIK (kg/m) / WEIGHT kg/m	2,205
Jx (cm ⁴)	53,281
Jy (cm ⁴)	48,130

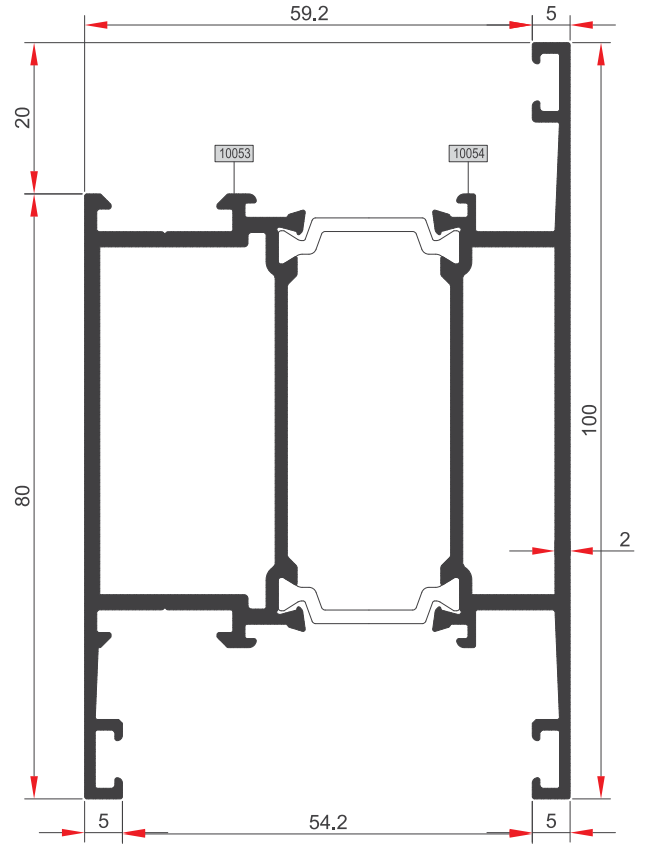
SWT64

KANAT VE ETEK PROFİLLERİ
SASH AND KICKPLATE PROFILES



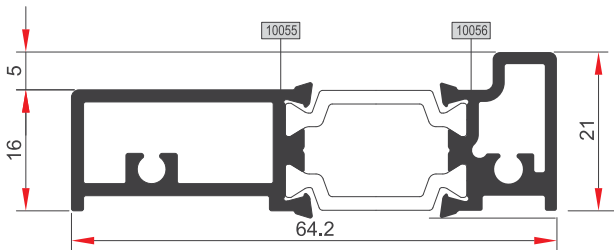
SWT64 KN 13

AĞIRLIK (kg/m) / WEIGHT kg/m	2,368
Jx (cm ⁴)	56,942
Jy (cm ⁴)	48,221



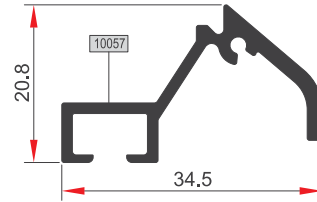
SWT64 KE 01

AĞIRLIK (kg/m) / WEIGHT kg/m	2,206
Jx (cm ⁴)	45,478
Jy (cm ⁴)	46,573



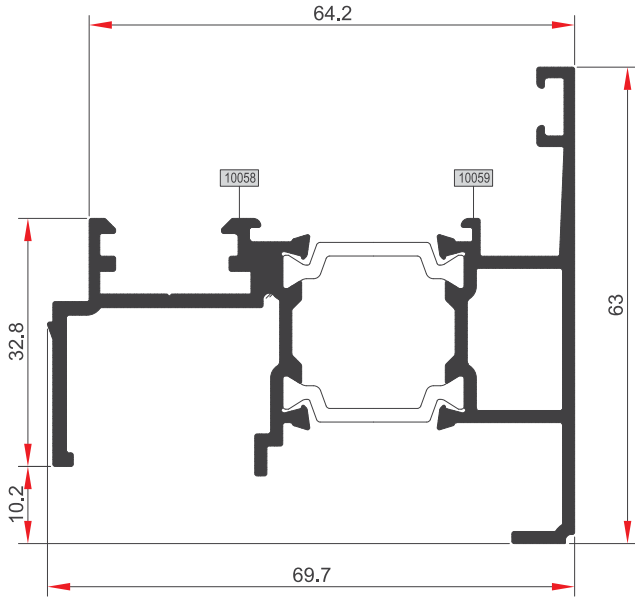
SWT64 KE 02

AĞIRLIK (kg/m) / WEIGHT kg/m	0,993
Jx (cm ⁴)	14,993
Jy (cm ⁴)	1,082



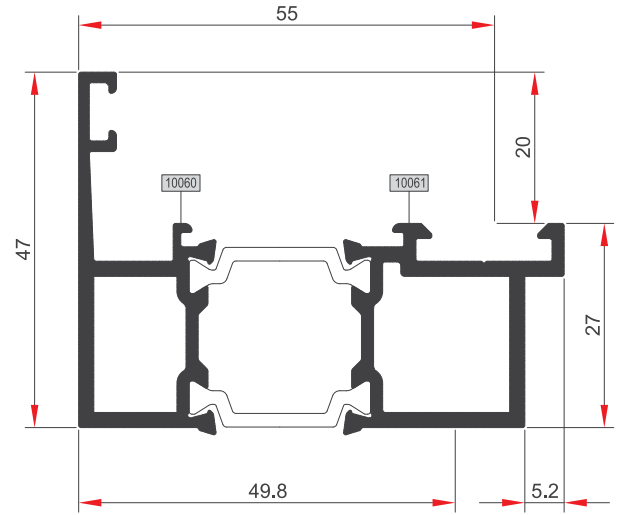
SWT64 KE 03

AĞIRLIK (kg/m) / WEIGHT kg/m	0,315
Jx (cm ⁴)	1,306
Jy (cm ⁴)	0,346



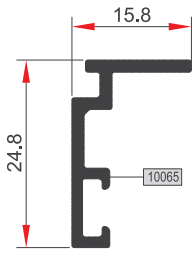
SWT64 AD 01

AĞIRLIK (kg/m) / WEIGHT kg/m	1,377
Jx (cm ⁴)	26,075
Jy (cm ⁴)	7,773



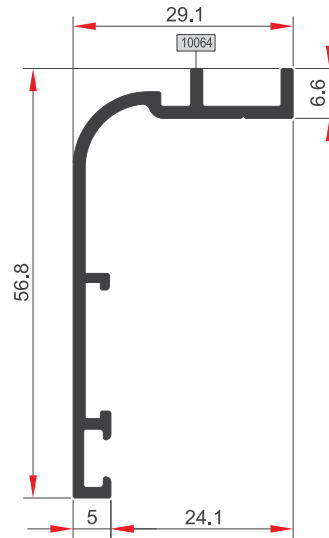
SWT64 AD 02

AĞIRLIK (kg/m) / WEIGHT kg/m	1,281
Jx (cm ⁴)	20,412
Jy (cm ⁴)	5,543



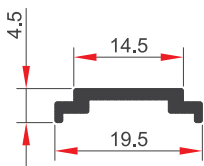
SWT55 AD 05

AĞIRLIK (kg/m) / WEIGHT kg/m	0,205
Jx (cm ⁴)	0,122
Jy (cm ⁴)	0,523



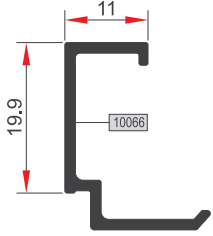
SWT55 AD 04

AĞIRLIK (kg/m) / WEIGHT kg/m	0,429
Jx (cm ⁴)	1,330
Jy (cm ⁴)	5,343

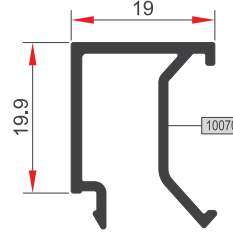


SWT55 T 01

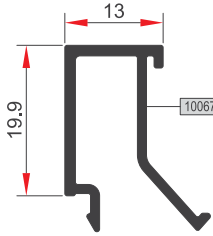
AĞIRLIK (kg/m) / WEIGHT kg/m	0,105
Jx (cm ⁴)	0,144
Jy (cm ⁴)	0,005



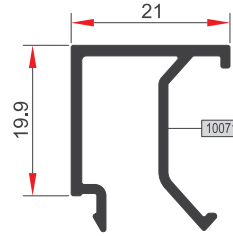
SWT55 C 01	
AĞIRLIK (kg/m) / WEIGHT kg/m	0,205
Jx (cm ⁴)	0,206
Jy (cm ⁴)	0,666



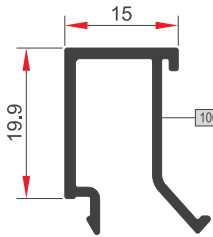
SWT55 C 05	
AĞIRLIK (kg/m) / WEIGHT kg/m	0,261
Jx (cm ⁴)	0,383
Jy (cm ⁴)	0,638



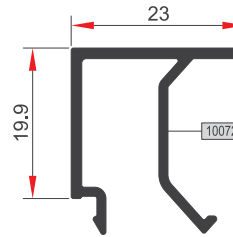
SWT55 C 02	
AĞIRLIK (kg/m) / WEIGHT kg/m	0,237
Jx (cm ⁴)	0,261
Jy (cm ⁴)	0,558



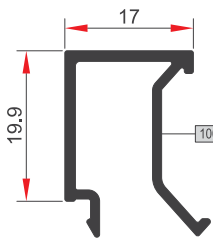
SWT55 C 06	
AĞIRLIK (kg/m) / WEIGHT kg/m	0,269
Jx (cm ⁴)	0,429
Jy (cm ⁴)	0,660



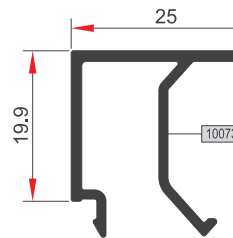
SWT55 C 03	
AĞIRLIK (kg/m) / WEIGHT kg/m	0,242
Jx (cm ⁴)	0,309
Jy (cm ⁴)	0,582



SWT55 C 07	
AĞIRLIK (kg/m) / WEIGHT kg/m	0,277
Jx (cm ⁴)	0,488
Jy (cm ⁴)	0,681



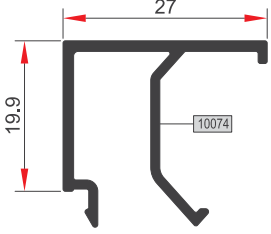
SWT55 C 04	
AĞIRLIK (kg/m) / WEIGHT kg/m	0,254
Jx (cm ⁴)	0,348
Jy (cm ⁴)	0,615



SWT55 C 08	
AĞIRLIK (kg/m) / WEIGHT kg/m	0,284
Jx (cm ⁴)	0,561
Jy (cm ⁴)	0,701

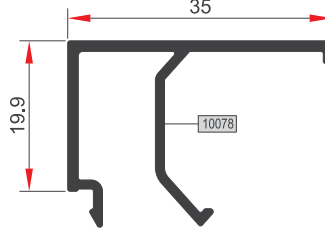
SWT64

CAM ÇITA PROFİLLERİ
GLAZING BEAD PROFILES



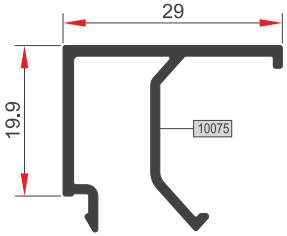
SWT55 C 09

AĞIRLIK (kg/m) / WEIGHT kg/m	0,292
Jx (cm ⁴)	0,648
Jy (cm ⁴)	0,719



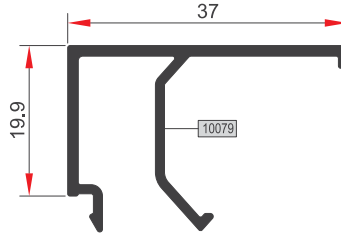
SWT55 C 13

AĞIRLIK (kg/m) / WEIGHT kg/m	0,322
Jx (cm ⁴)	1,064
Jy (cm ⁴)	0,786



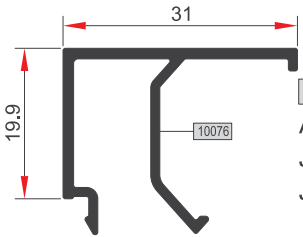
SWT55 C 10

AĞIRLIK (kg/m) / WEIGHT kg/m	0,299
Jx (cm ⁴)	0,751
Jy (cm ⁴)	0,737



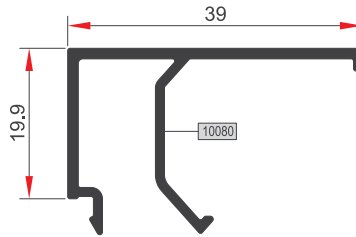
SWT55 C 14

AĞIRLIK (kg/m) / WEIGHT kg/m	0,329
Jx (cm ⁴)	1,340
Jy (cm ⁴)	0,801



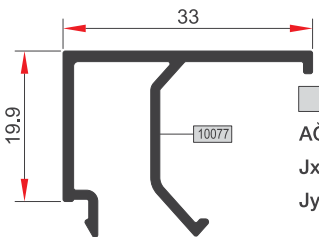
SWT55 C 11

AĞIRLIK (kg/m) / WEIGHT kg/m	0,307
Jx (cm ⁴)	0,871
Jy (cm ⁴)	0,754



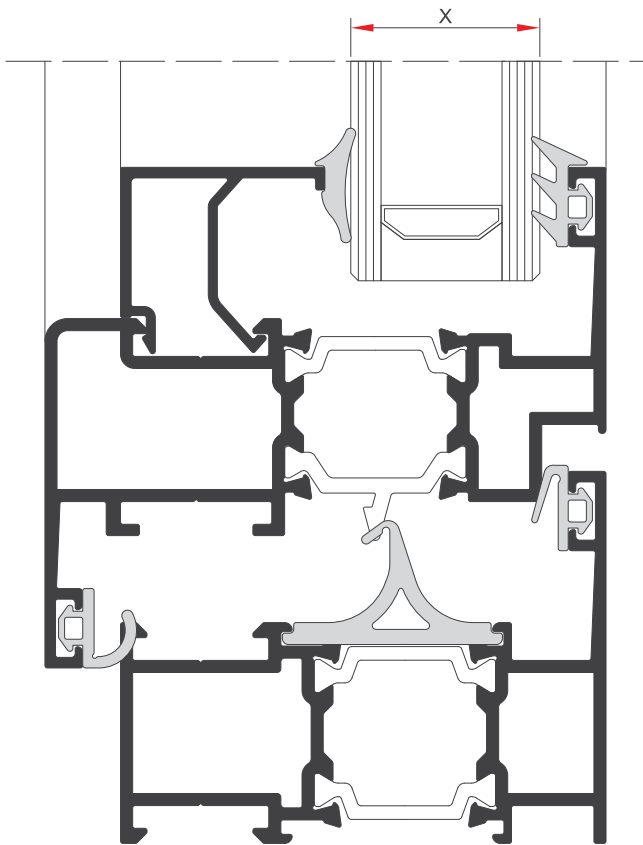
SWT55 C 14

AĞIRLIK (kg/m) / WEIGHT kg/m	0,304
Jx (cm ⁴)	1,536
Jy (cm ⁴)	0,815



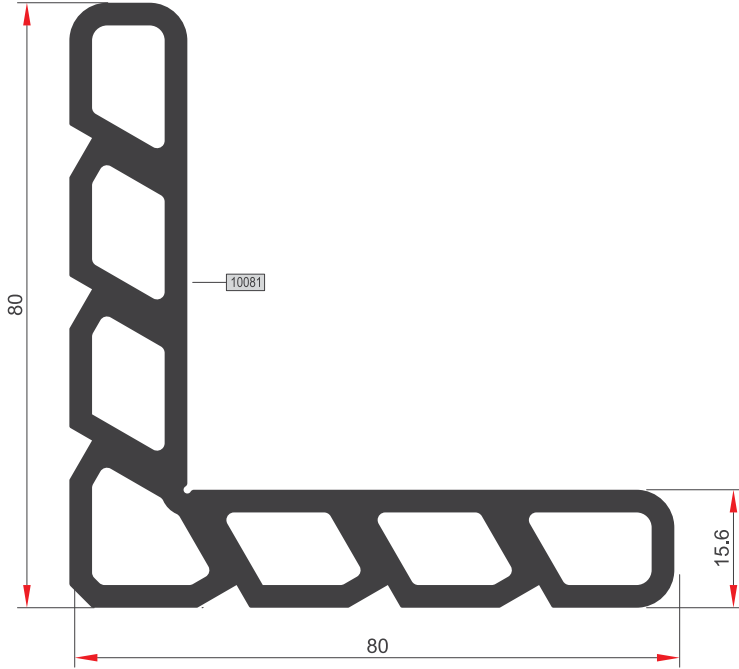
SWT55 C 12

AĞIRLIK (kg/m) / WEIGHT kg/m	0,314
Jx (cm ⁴)	1,008
Jy (cm ⁴)	0,770



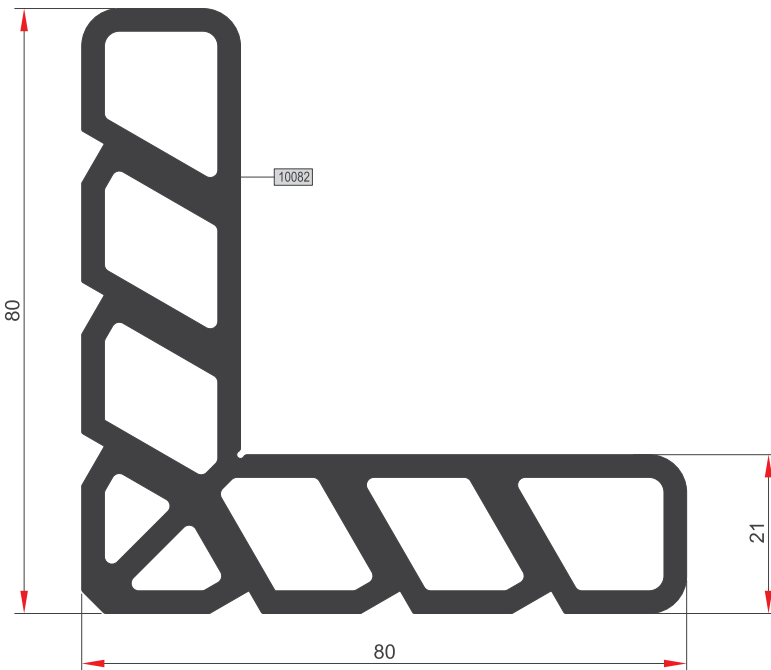
CAM TABLOSU - Glazing Table

		
	FITIL004	FITIL005
SWT55 C 01	41 mm	40 mm
SWT55 C 02	39 mm	38 mm
SWT55 C 03	37 mm	36 mm
SWT55 C 04	35 mm	34 mm
SWT55 C 05	33 mm	32 mm
SWT55 C 06	31 mm	30 mm
SWT55 C 07	29 mm	28 mm
SWT55 C 08	27 mm	26 mm
SWT55 C 09	25 mm	24 mm
SWT55 C 10	23 mm	22 mm
SWT55 C 11	21 mm	20 mm
SWT55 C 12	19 mm	18 mm
SWT55 C 13	17 mm	16 mm
SWT55 C 14	15 mm	14 mm
SWT55 C 15	13 mm	12 mm



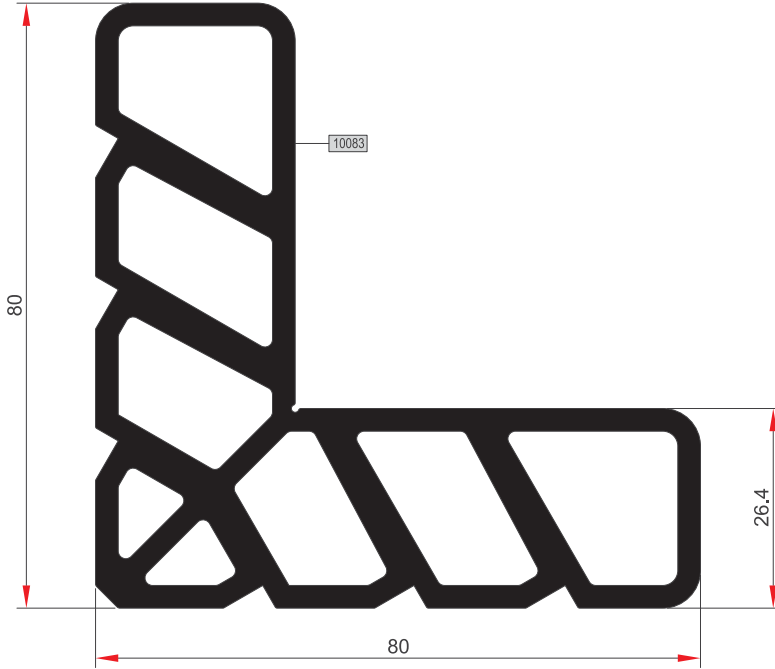
SWT55 KT 01

AĞIRLIK (kg/m) / WEIGHT kg/m	3,226
Jx (cm ⁴)	66,802
Jy (cm ⁴)	66,802



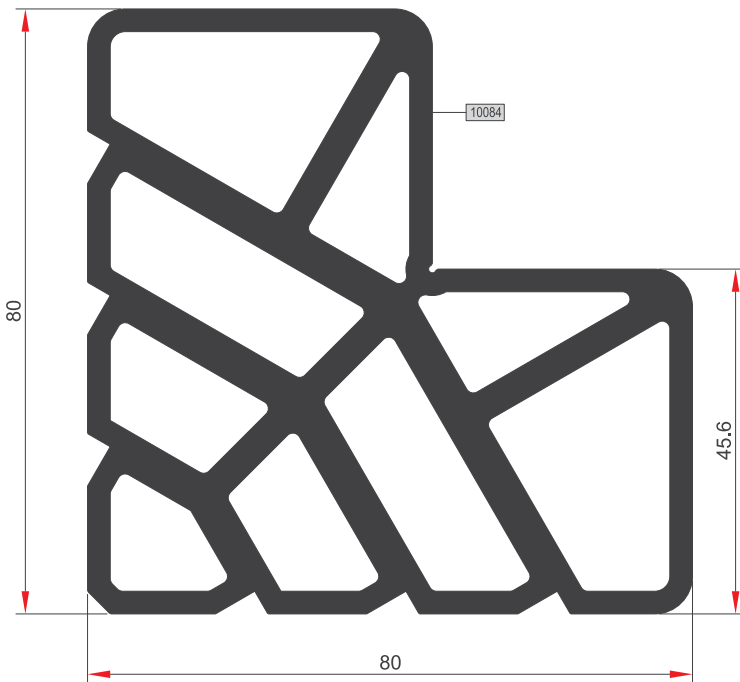
SWT55 KT 02

AĞIRLIK (kg/m) / WEIGHT kg/m	3,788
Jx (cm ⁴)	74,787
Jy (cm ⁴)	74,787



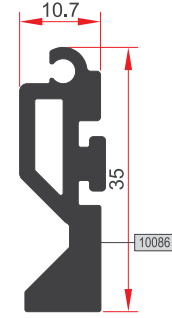
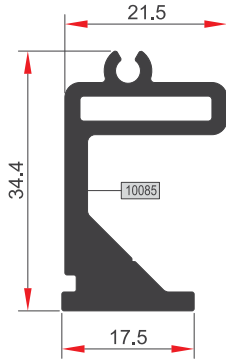
SWT55 KT 03

AĞIRLIK (kg/m) / WEIGHT kg/m	4,109
Jx (cm ⁴)	79,786
Jy (cm ⁴)	79,786



SWT55 KT 04

AĞIRLIK (kg/m) / WEIGHT kg/m	5,602
Jx (cm ⁴)	107,561
Jy (cm ⁴)	107,561

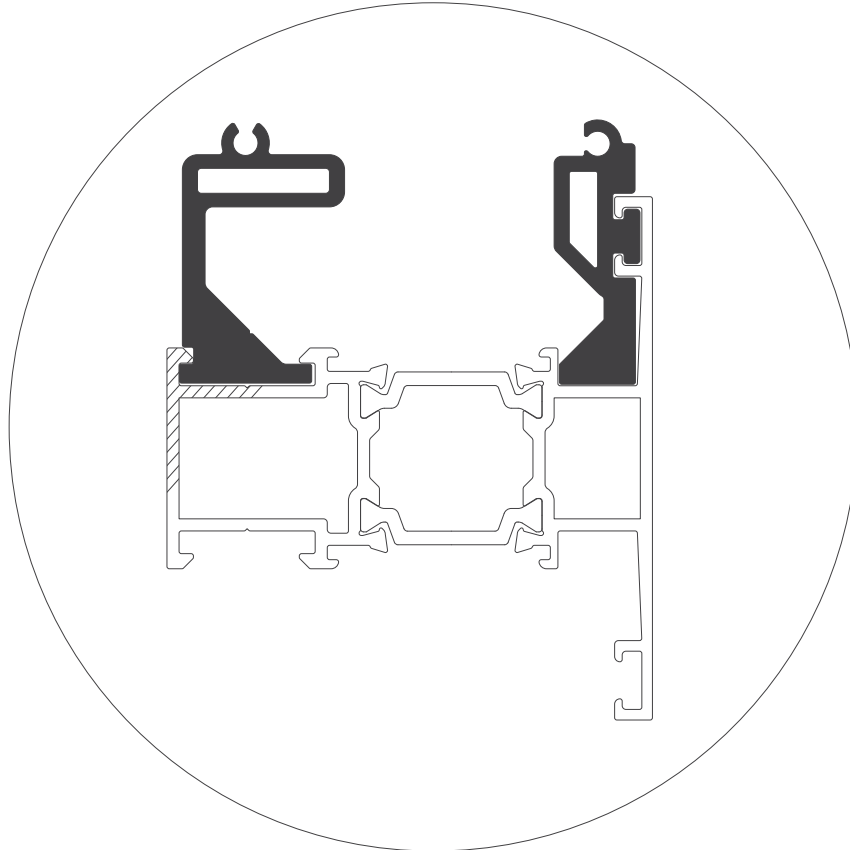


SWT55 KB 01

AĞIRLIK (kg/m) / WEIGHT kg/m	0,694
Jx (cm ⁴)	0,852
Jy (cm ⁴)	3,138

SWT55 KB 02

AĞIRLIK (kg/m) / WEIGHT kg/m	0,597
Jx (cm ⁴)	0,200
Jy (cm ⁴)	2,283



MİMARİ KATALOG

ARCHITECTURAL CATALOGUE

Aluminyum Kapı Pencere ve Giydirme Cephe Sistemleri
Aluminium Window Doors and Facade Systems



ALUSYSTEMS
Profil Detayları

ALUSYSTEMS
Profile Details

SWT 64

DETAYLAR
DETAILS

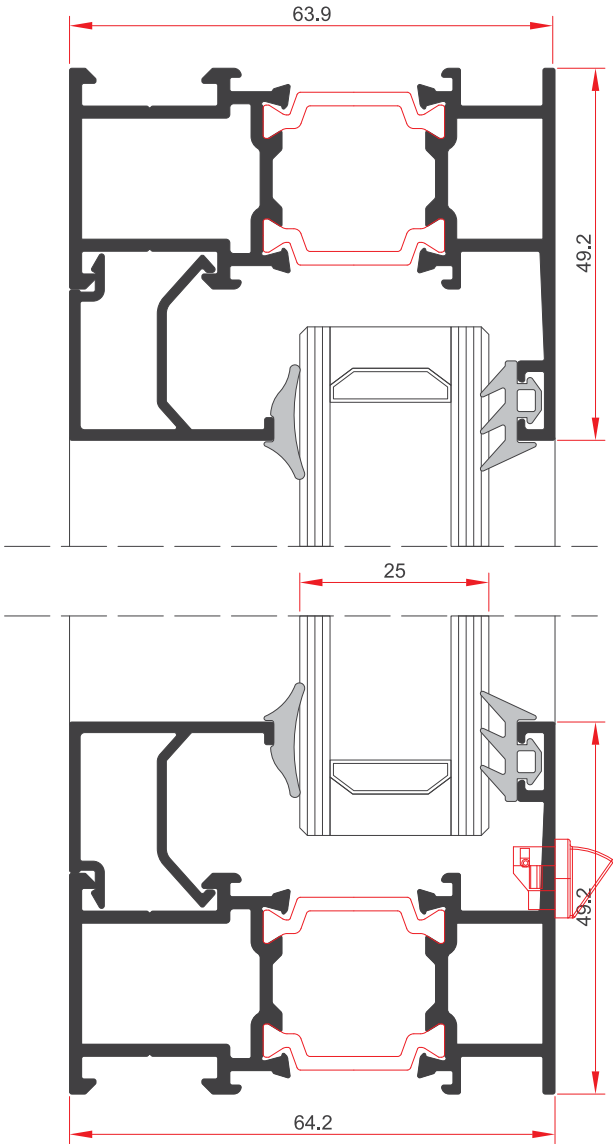
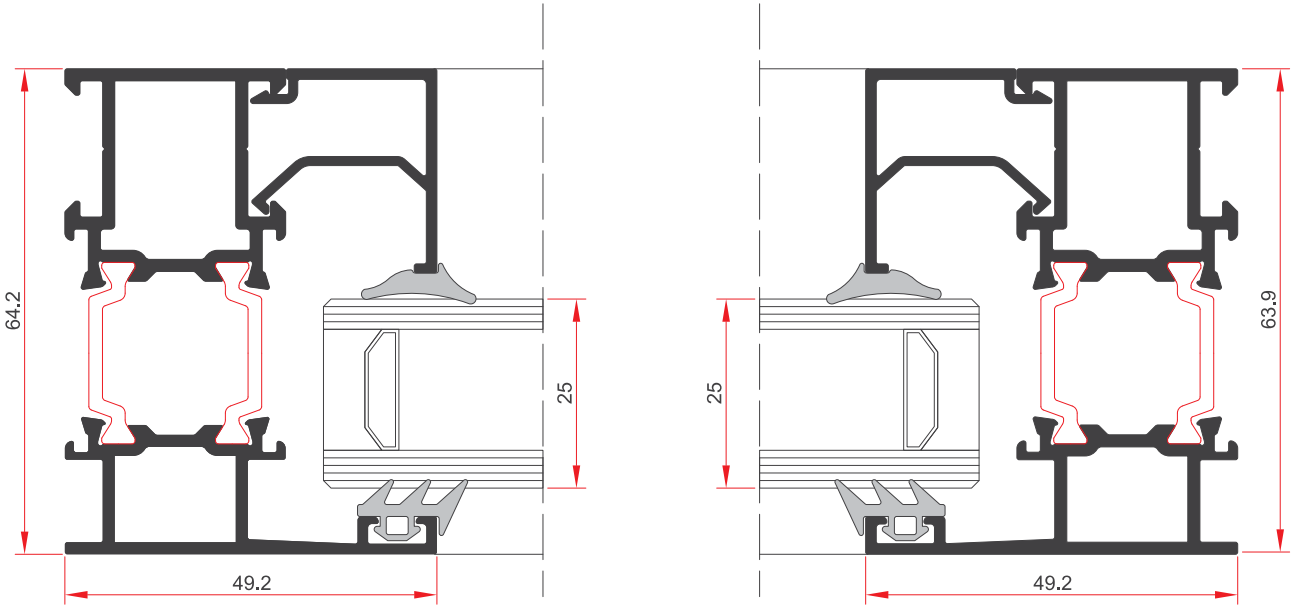
ALUSYSTEMS

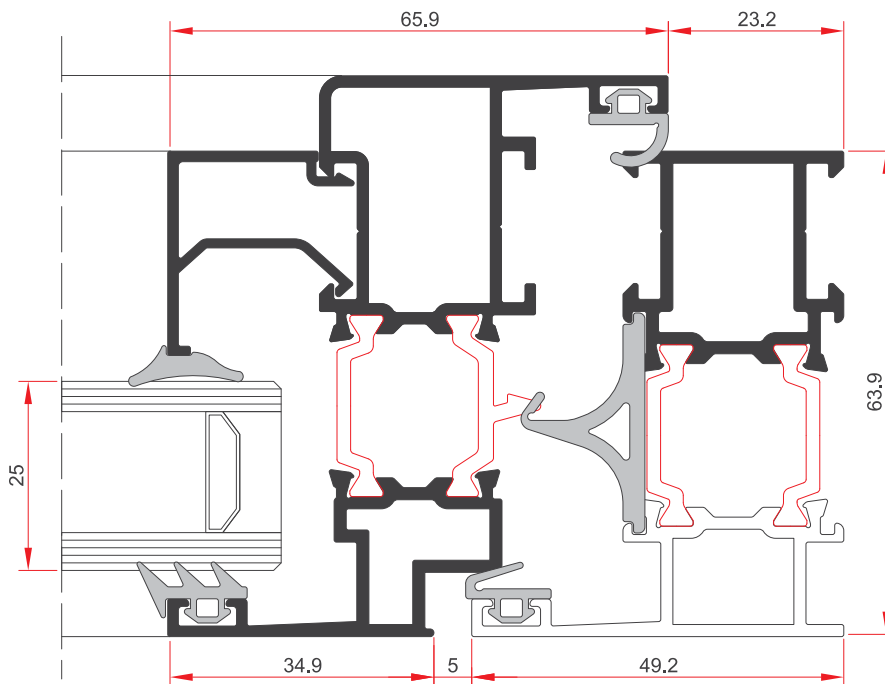
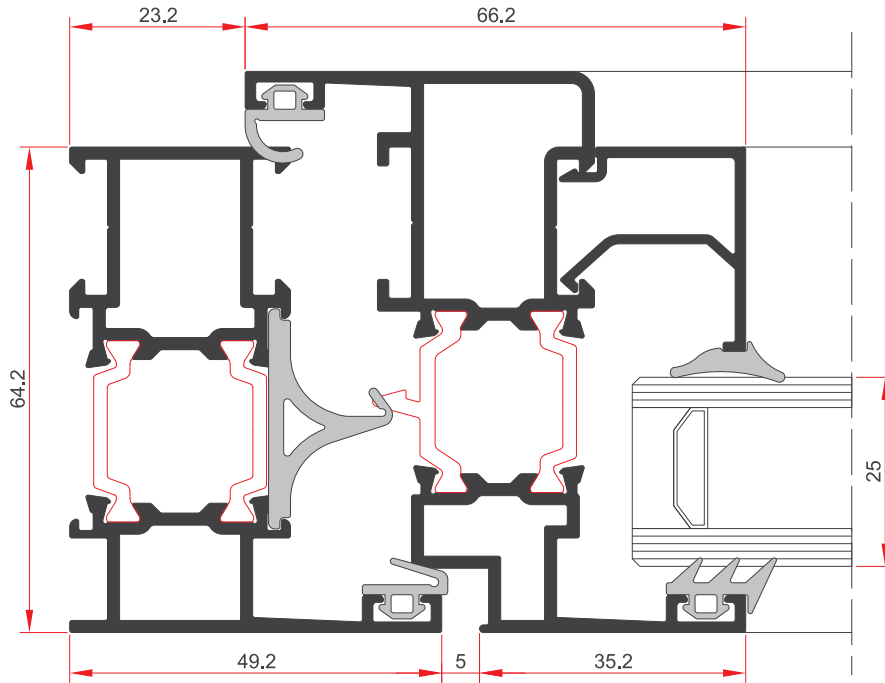
Aluminyum Kapı Pencere ve Giydirme Cephe Sistemleri
Aluminium Window Doors and Facade Systems

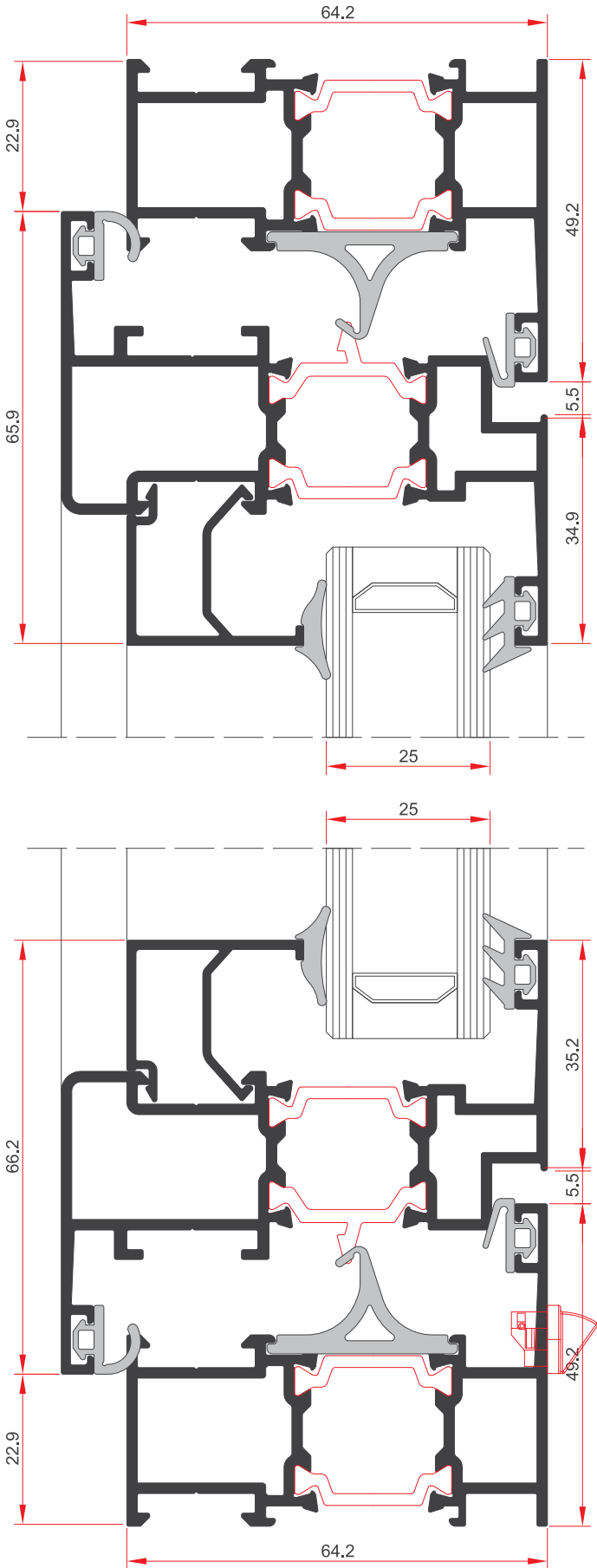


SWT64

DETAYLAR
DETAILS

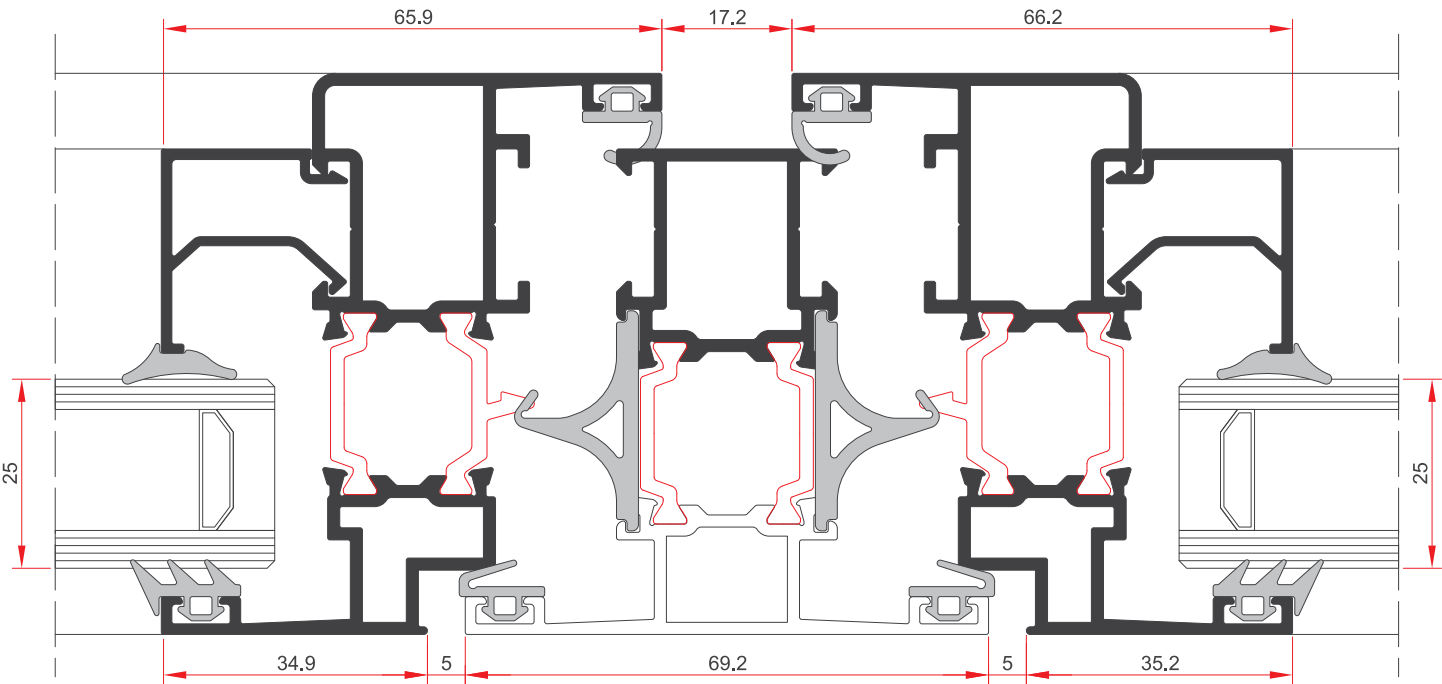
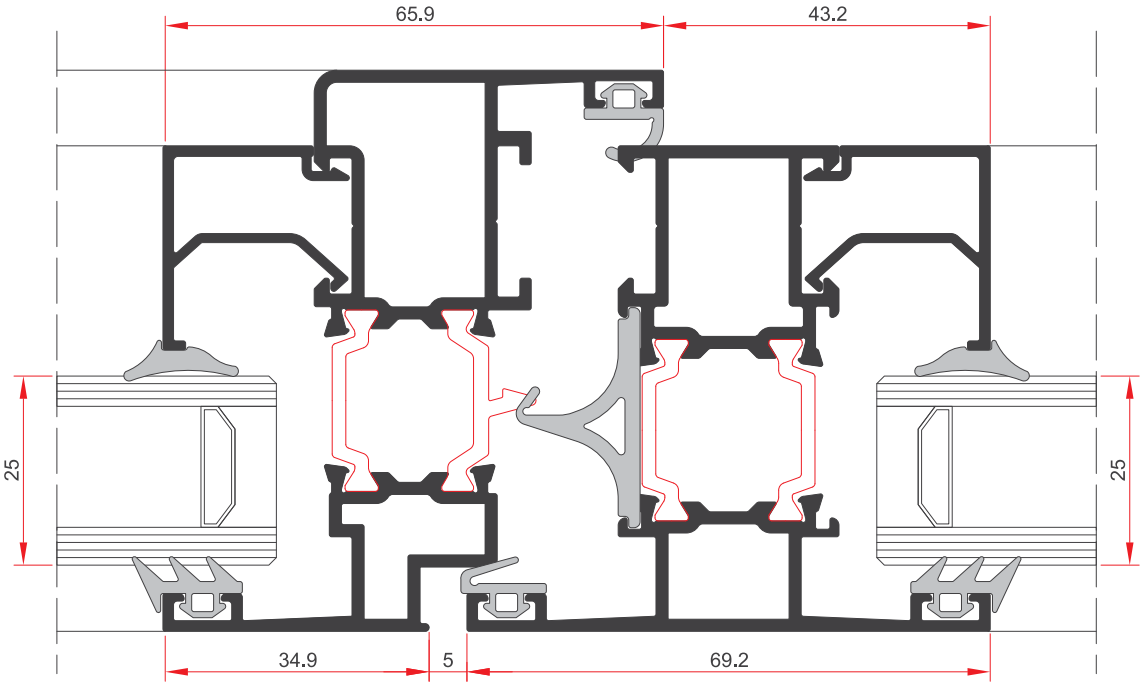






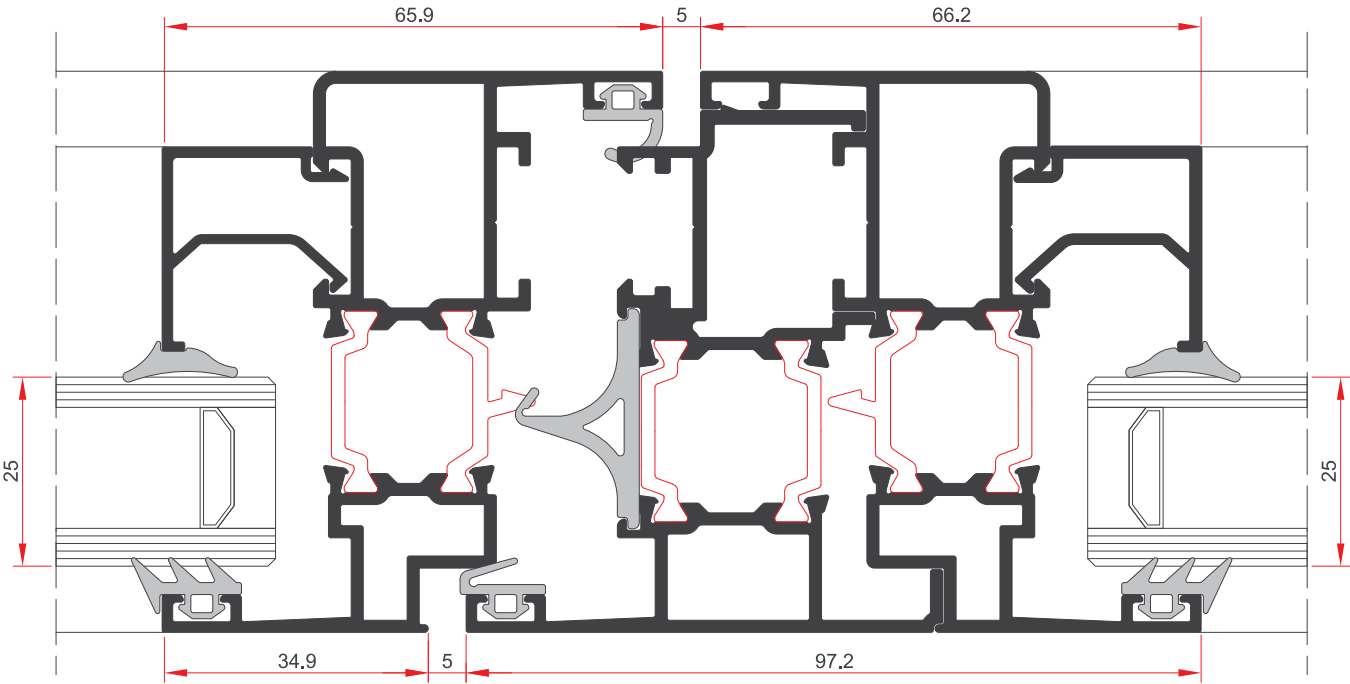
SWT64

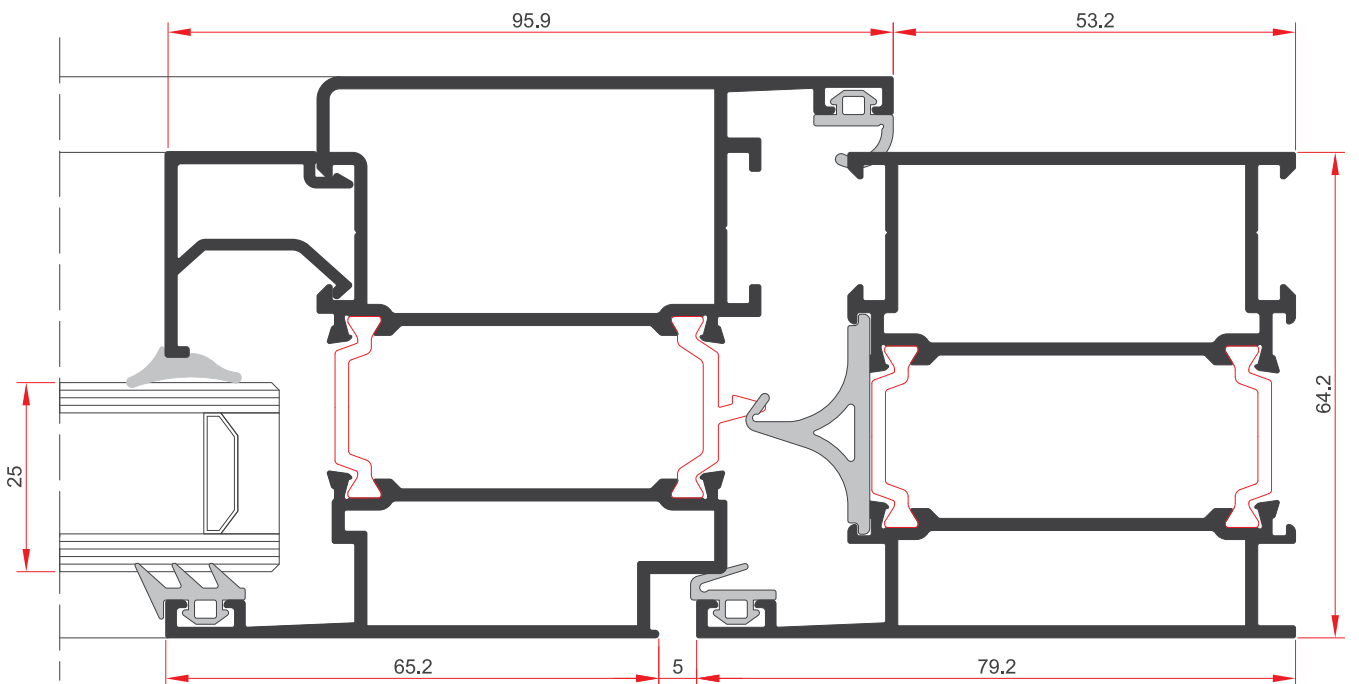
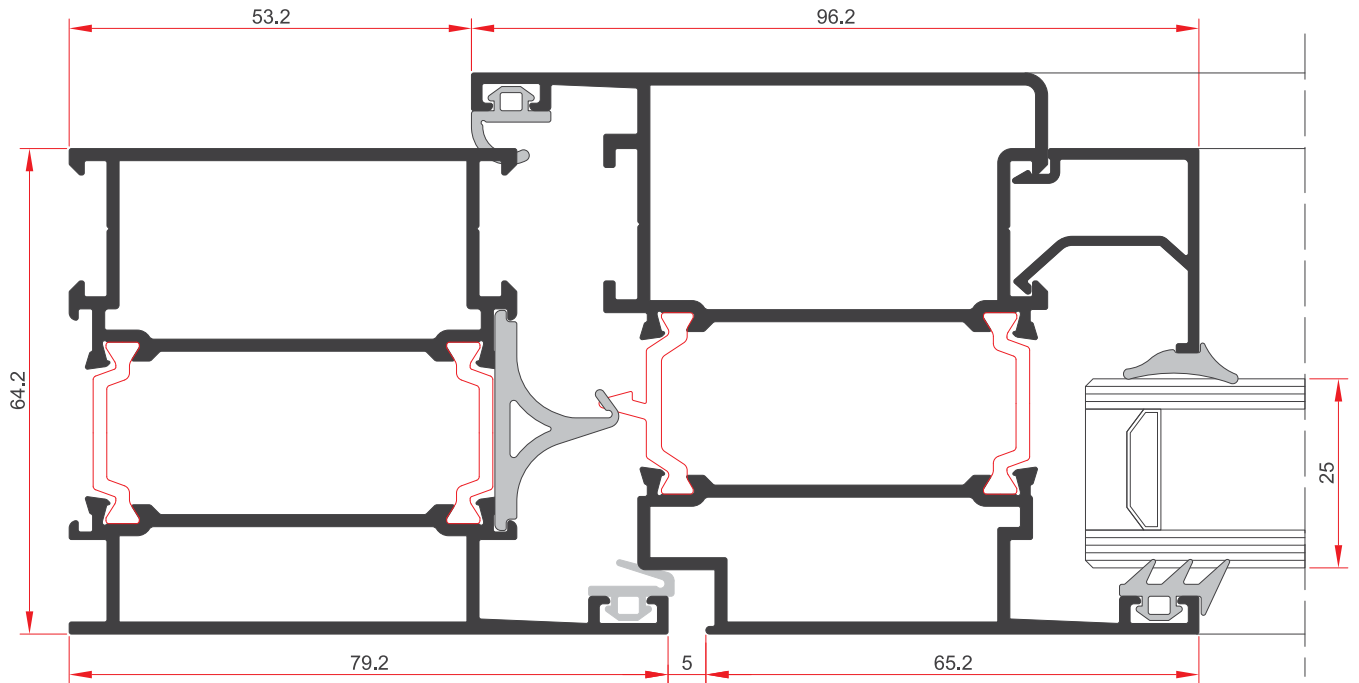
DETAYLAR
DETAILS

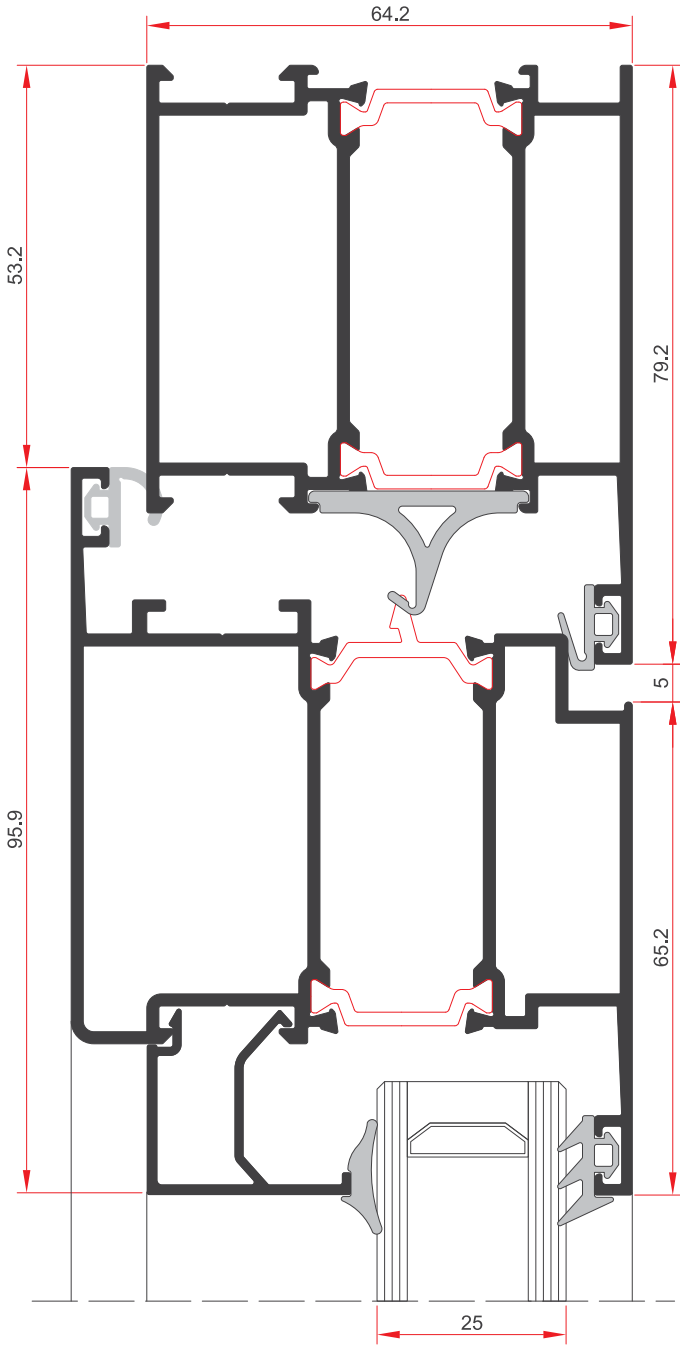


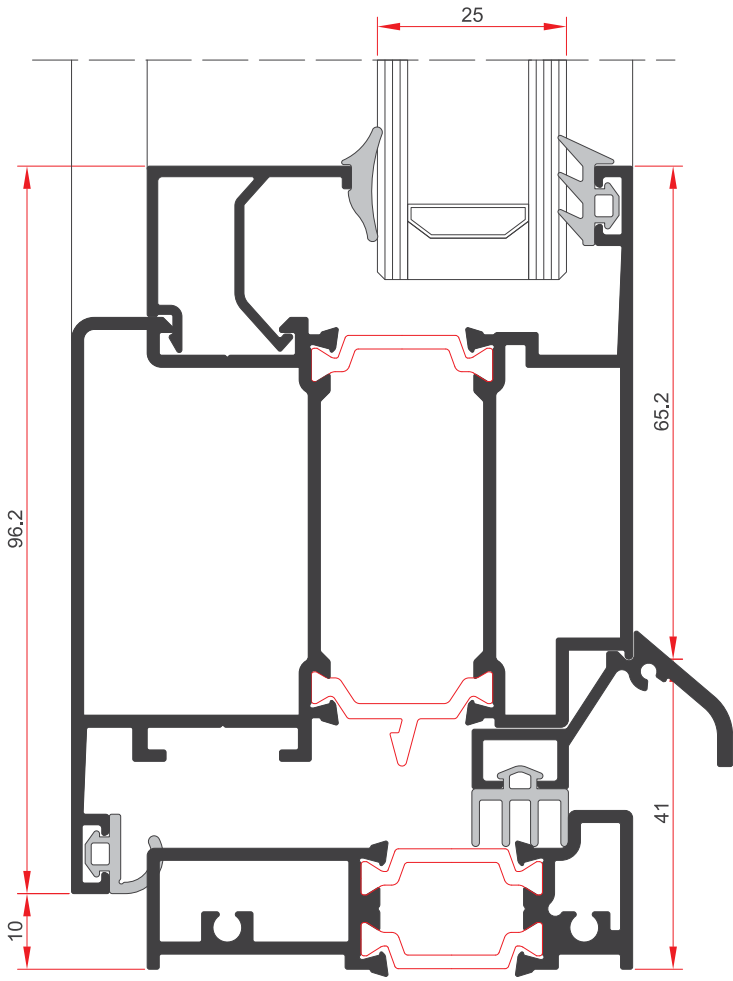
SWT64

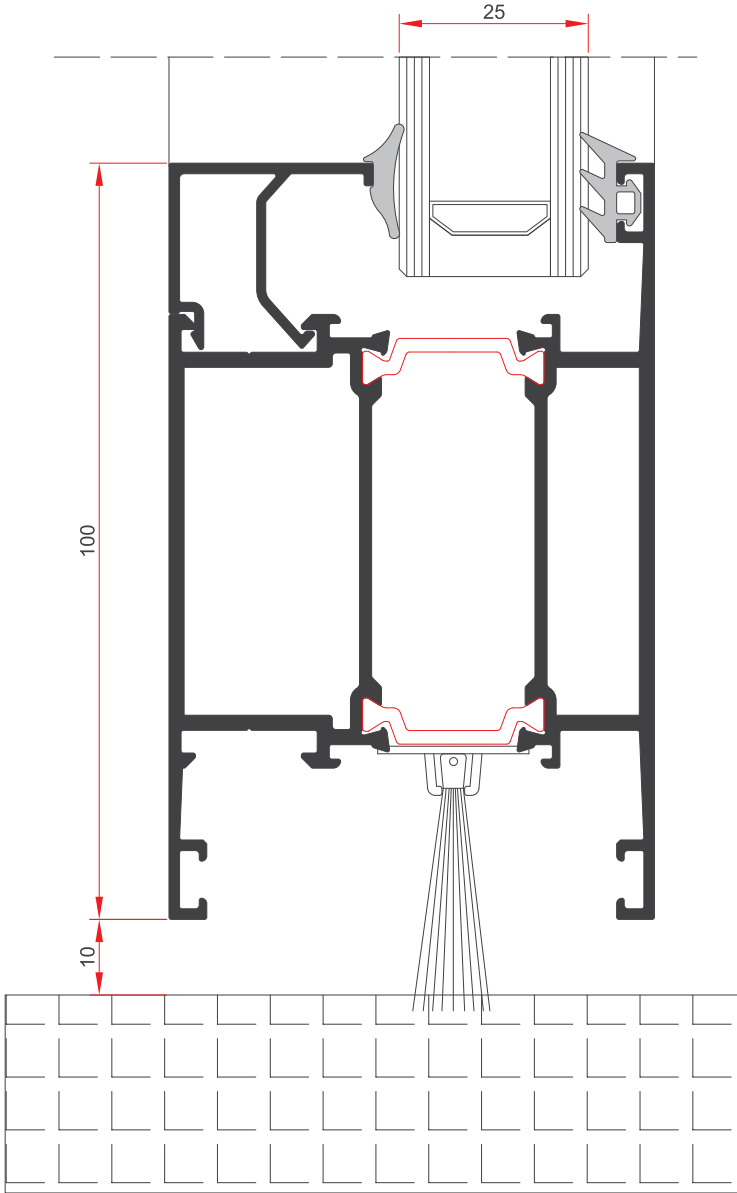
DETAYLAR
DETAILS





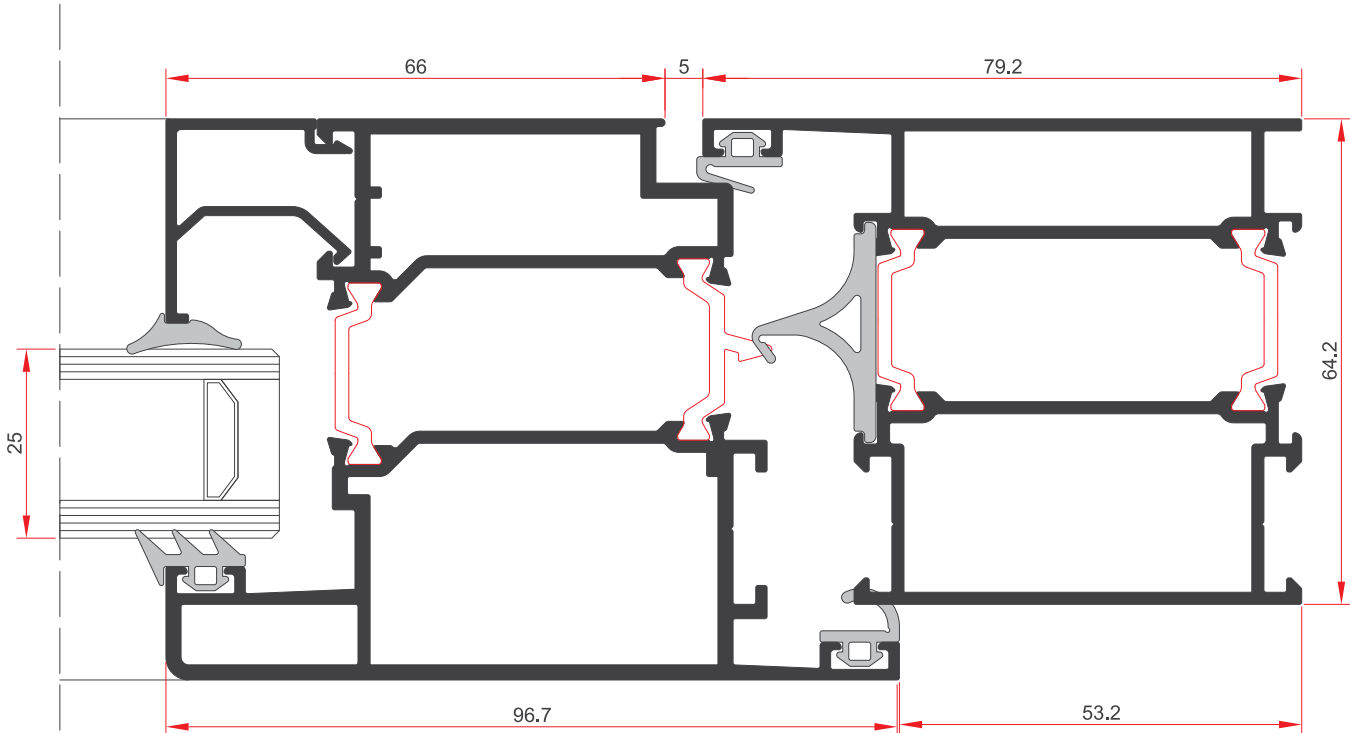
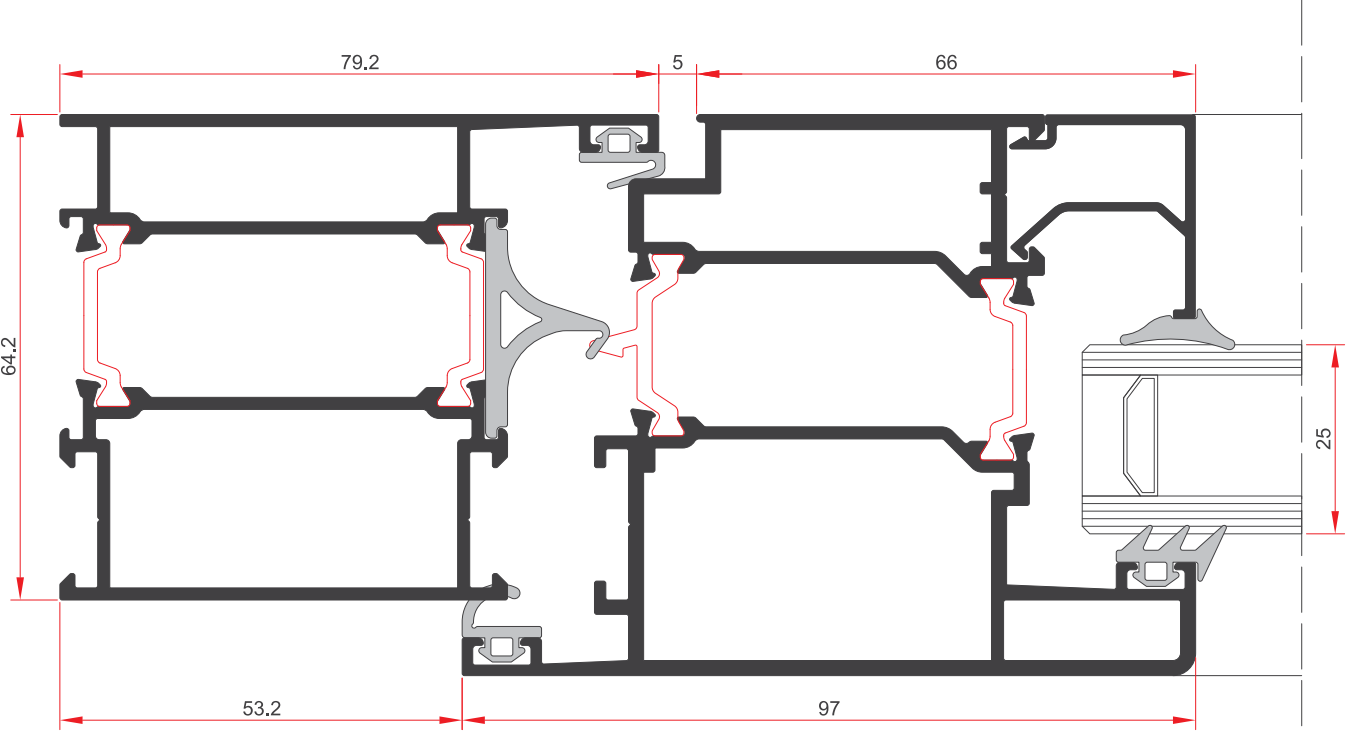


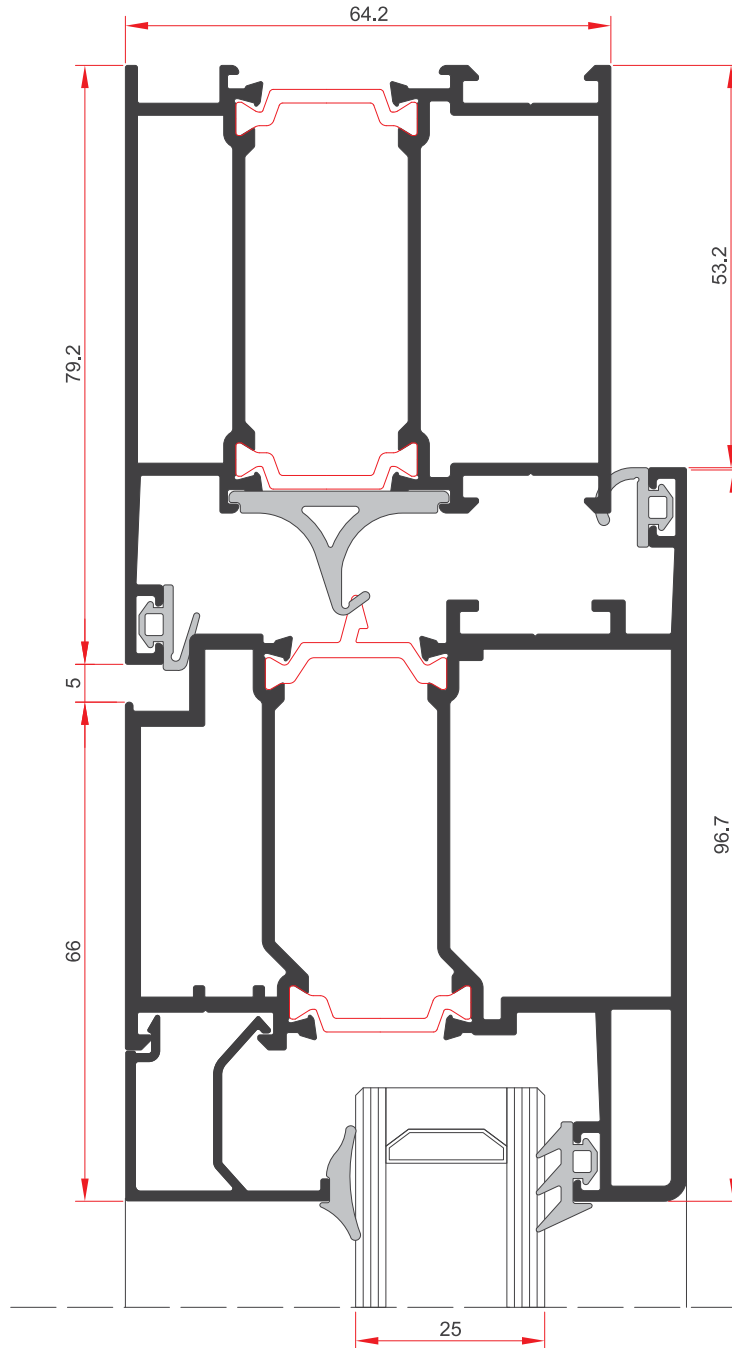


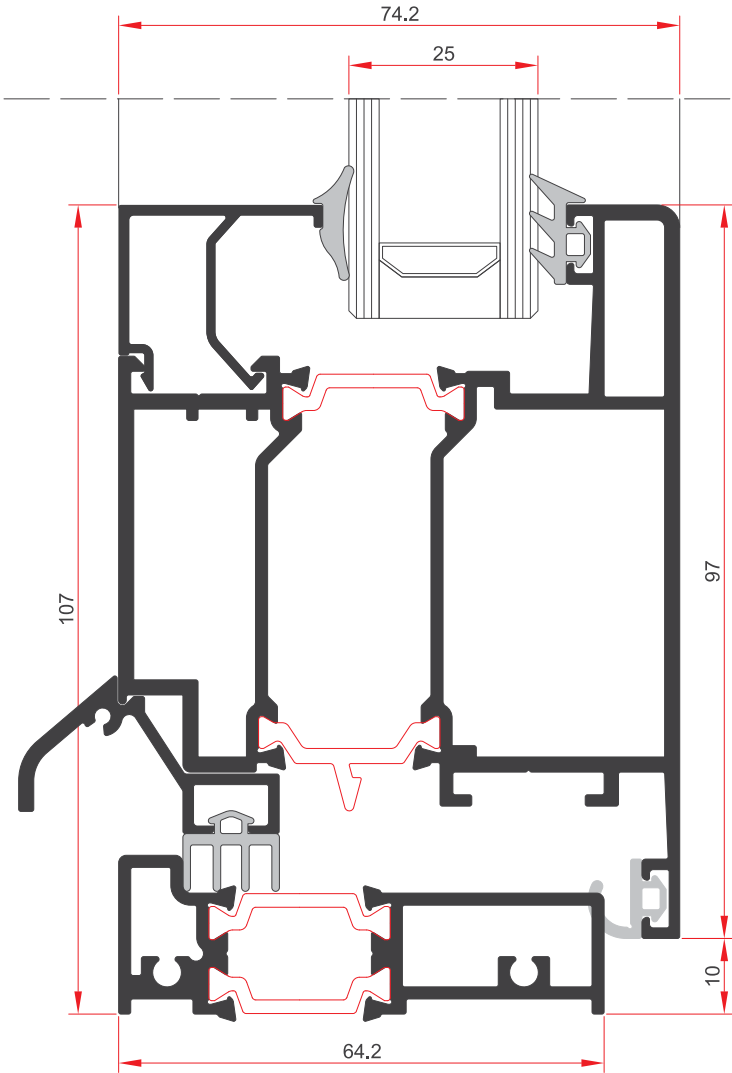


SWT64

DETAYLAR
DETAILS

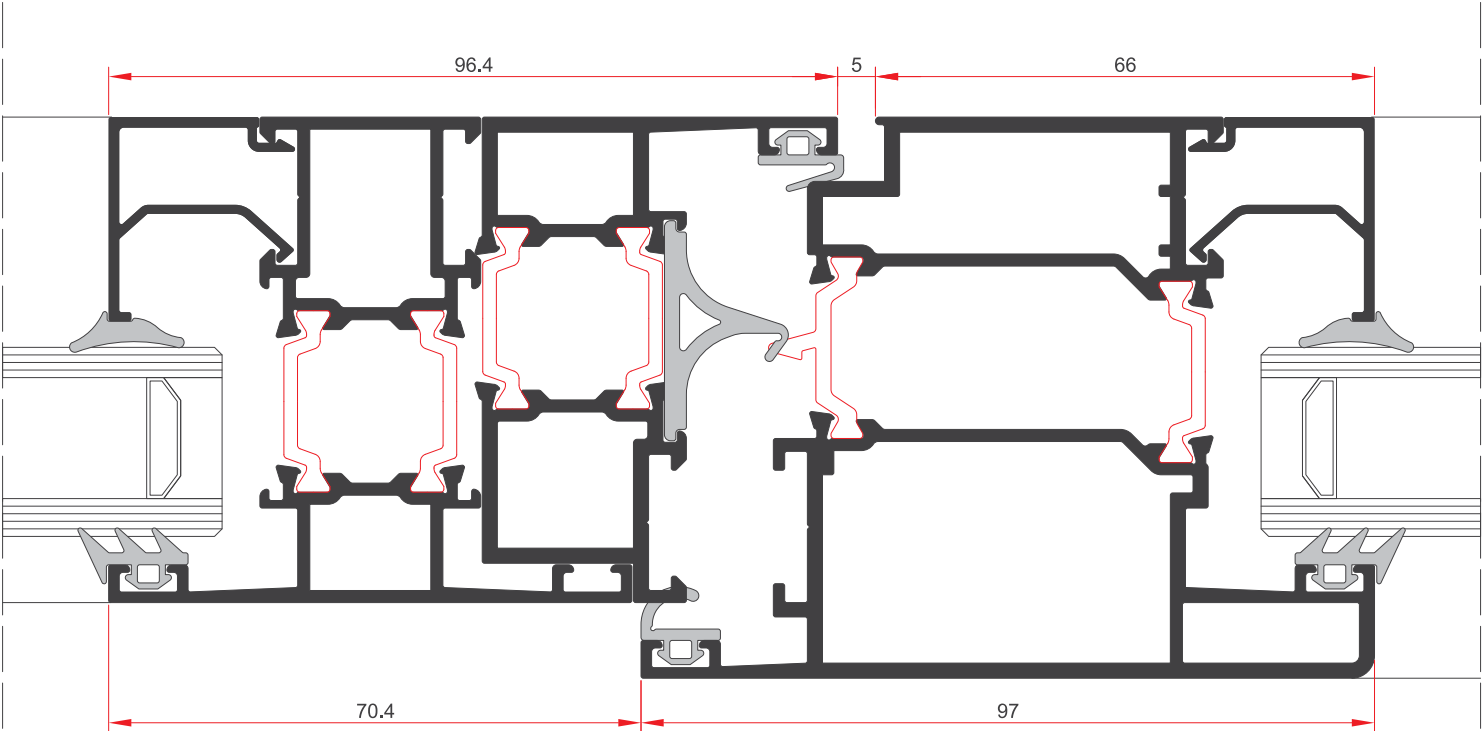
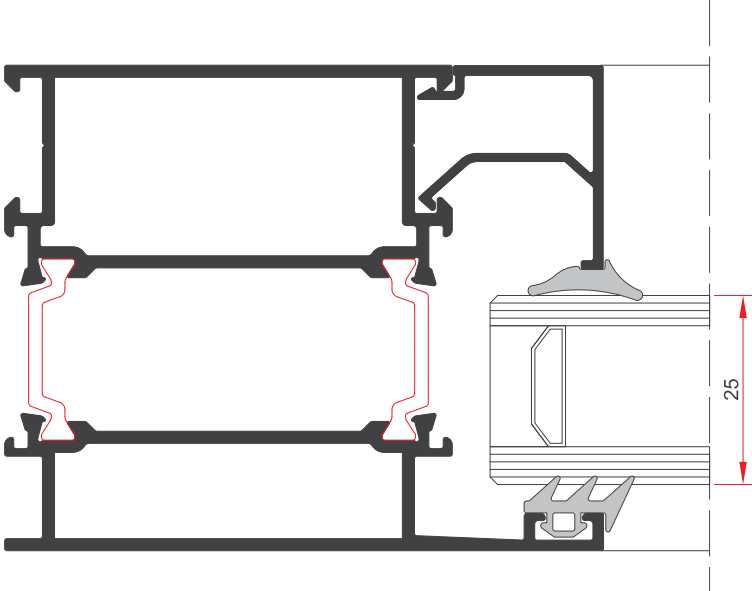






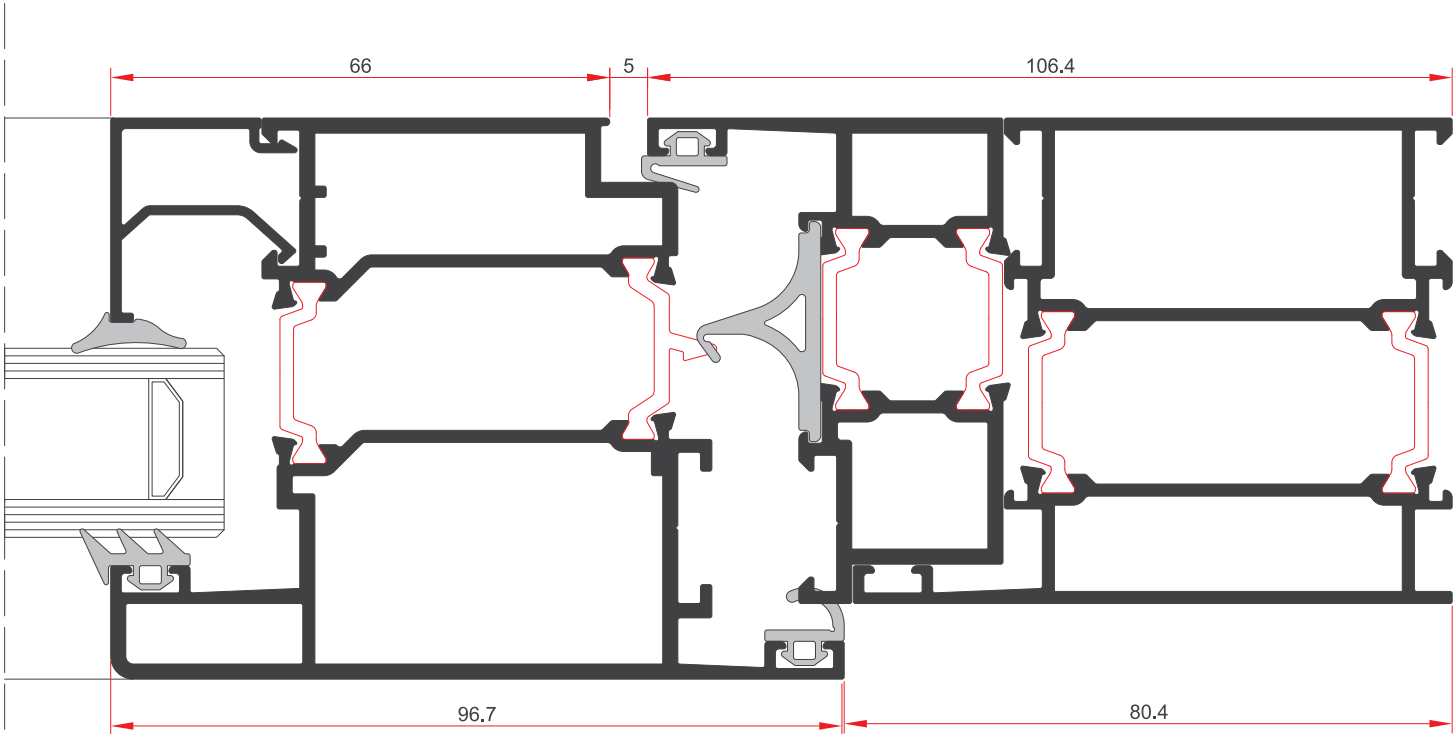
SWT64

DETAYLAR
DETAILS



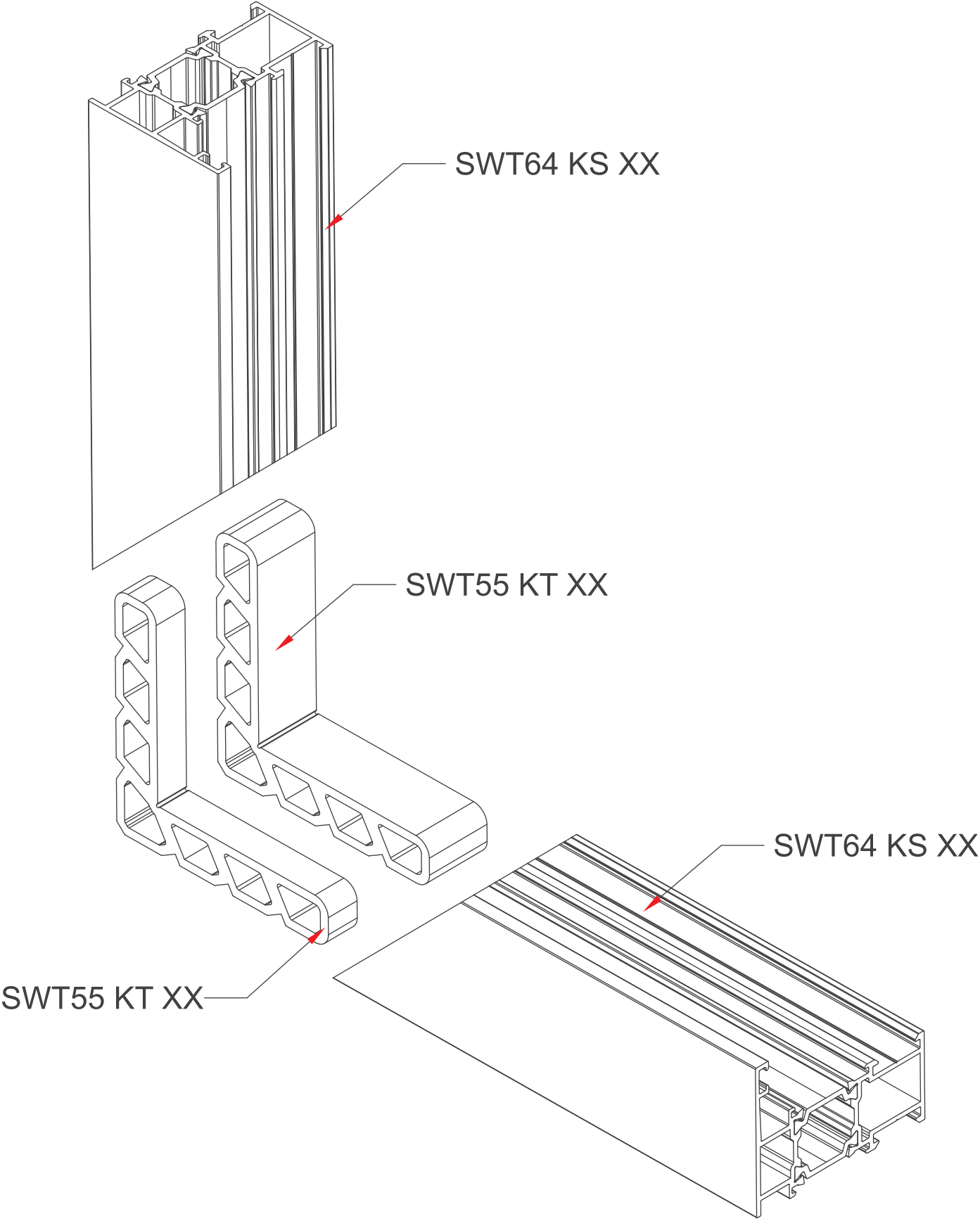
SWT64


DETAYLAR
DETAILS



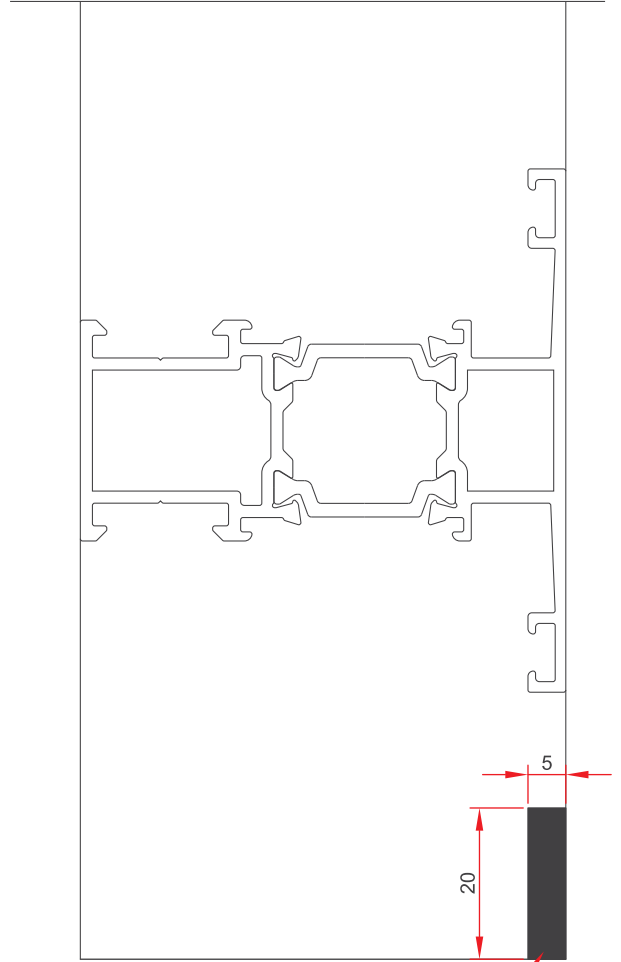
SWT64

DETAYLAR
DETAILS

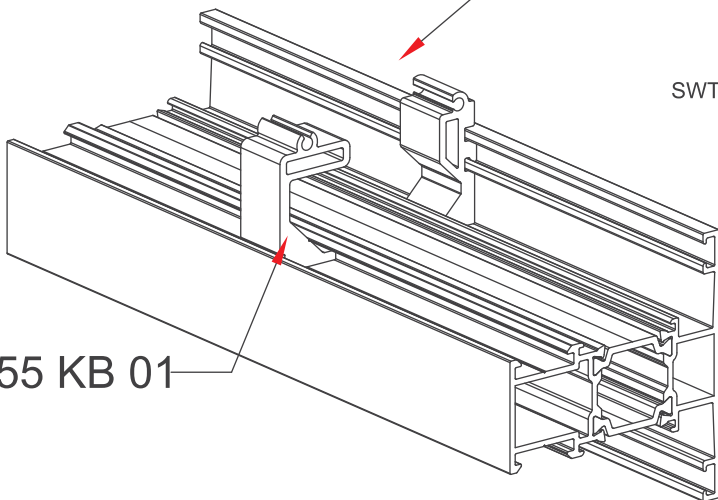




SWT55 KB 02



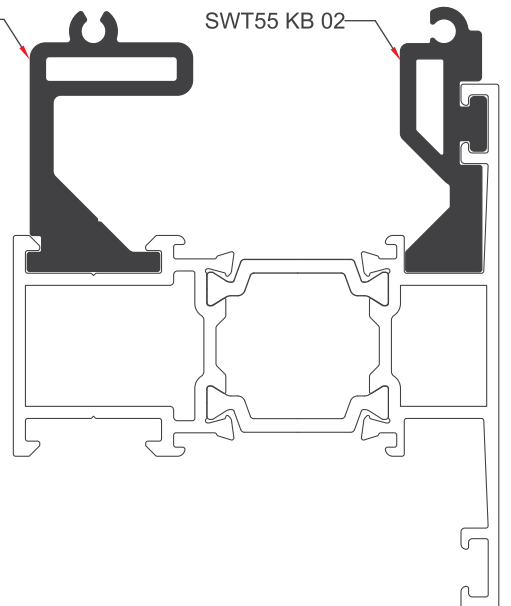
KERTME



SWT55 KB 01

SWT55 KB 01

SWT55 KB 02



MiMARI KATALOG

ARCHITECTURAL CATALOGUE

Aluminyum Kapı Pencere ve Giydirme Cephe Sistemleri
Aluminium Window Doors and Facade Systems



ALUSYSTEMS
Profil Detayları
ALUSYSTEMS
Profile Details

SWT64

AKSESUARLAR
ACCESSORIES

ALUSYSTEMS


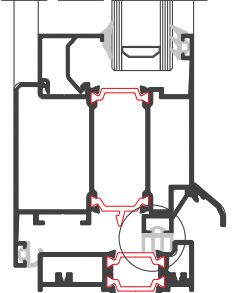

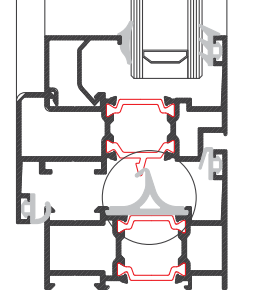
Aluminyum Kapı Pencere ve Giydirme Cephe Sistemleri
Aluminium Window Doors and Facade Systems





FITIL001		<p>DIŐ CAM FİTİLİ GLAZING GASKET (OUTSIDE)</p> <p>Malzeme/ Material : EPDM Ađırlık/ Weight : 61 gr/m Paket/ Package: 245 m / 15 ğ</p>	
FITIL002		<p>DIŐ BİNİ FİTİLİ SEALING GASKET (OUTSIDE)</p> <p>Malzeme/ Material : EPDM Ađırlık/ Weight : 40 gr/m Paket/ Package: 375 m / 15 ğ</p>	
FITIL003		<p>İÇ BİNİ FİTİLİ SEALING GASKET (INSIDE)</p> <p>Malzeme/ Material : EPDM Ađırlık/ Weight : 50 gr/m Paket/ Package: 300 m / 15 ğ</p>	
FITIL004		<p>KAMA FİTİLİ GLAZING GASKET (INSIDE)</p> <p>Malzeme/ Material : EPDM Ađırlık/ Weight : 46 gr/m Paket/ Package: 326 m / 15 ğ</p>	
FITIL005		<p>KAMA FİTİLİ GLAZING GASKET (INSIDE)</p> <p>Malzeme/ Material : EPDM Ađırlık/ Weight : 56 gr/m Paket/ Package: 268 m / 15 ğ</p>	



FITIL007		<p>EŞİK FİTİLİ THRESHOLD GASKET</p> <p>Malzeme/ Material : EPDM Ağırlık/ Weight : 66 gr/m Paket/ Package: 227 m / 15 kg</p>	
FITIL008		<p>TOZLUK FİTİLİ CENTRAL GASKET</p> <p>Malzeme/ Material : EPDM Ağırlık/ Weight : 163 gr/m Paket/ Package: 92 m / 15 kg</p>	



209-216
SÜRME

ALUSYSTEMS

Aluminyum Kapı Pencere ve Giydirme Cephe Sistemleri
Aluminium Window Doors and Facade Systems



MİMARİ KATALOG

ARCHITECTURAL CATALOGUE

Aluminyum Kapı Pencere ve Giydirme Cephe Sistemleri
Aluminium Window Doors and Facade Systems




ALUSYSTEMS
Profil Detayları

ALUSYSTEMS
Profile Details

SÜRME

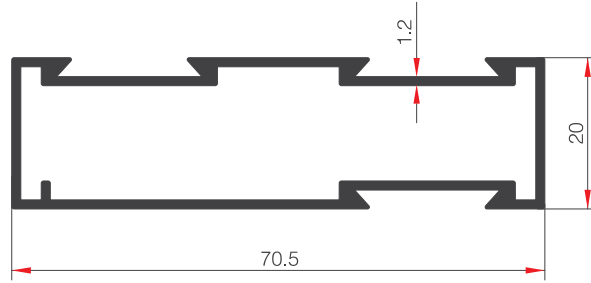
PROFİLLERİ
PROFILES



ALUSYSTEMS

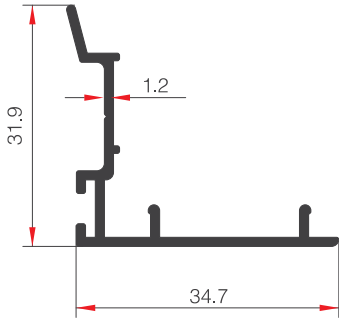
Aluminyum Kapı Pencere ve Giydirme Cephe Sistemleri
Aluminium Window Doors and Facade Systems





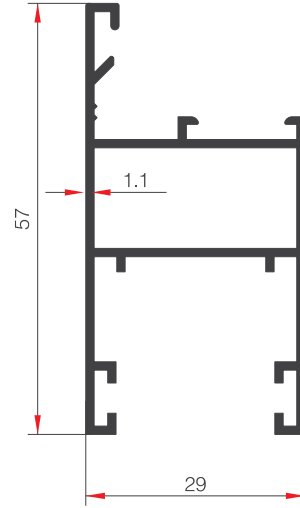
13712

AĞIRLIK (kg/m) / WEIGHT
709



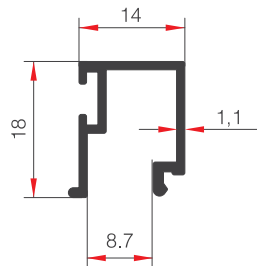
47793

AĞIRLIK (kg/m) / WEIGHT
279.4



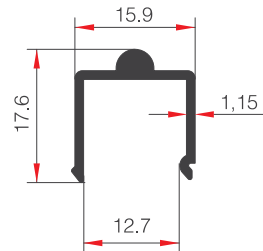
40504

AĞIRLIK (kg/m) / WEIGHT
566.4



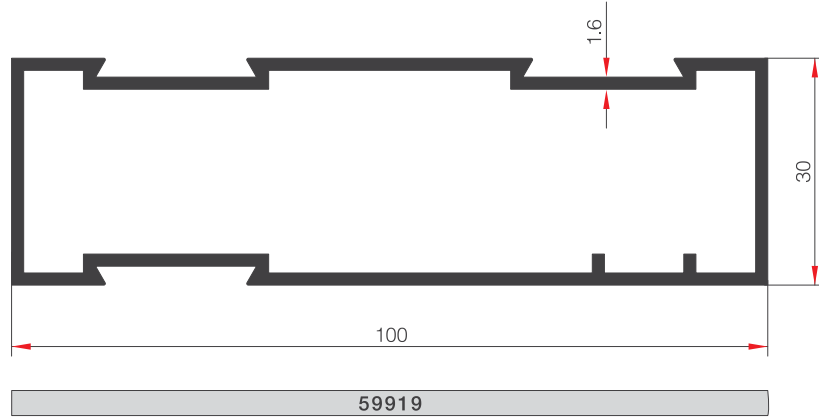
40505

AĞIRLIK (kg/m) / WEIGHT
178.9

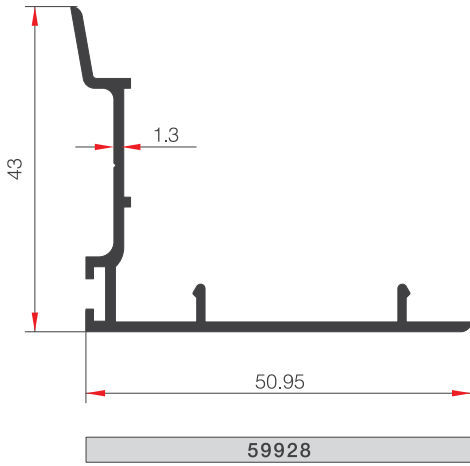


40513

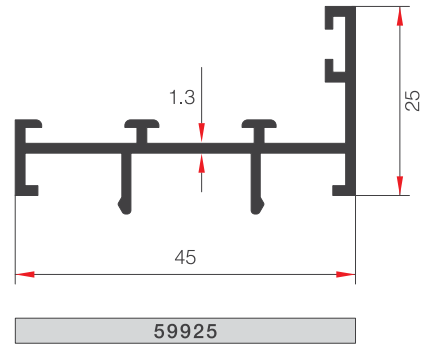
AĞIRLIK (kg/m) / WEIGHT
164.5



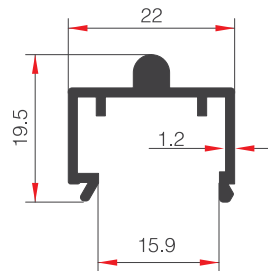
59919
AĞIRLIK (kg/m) / WEIGHT
1215.2



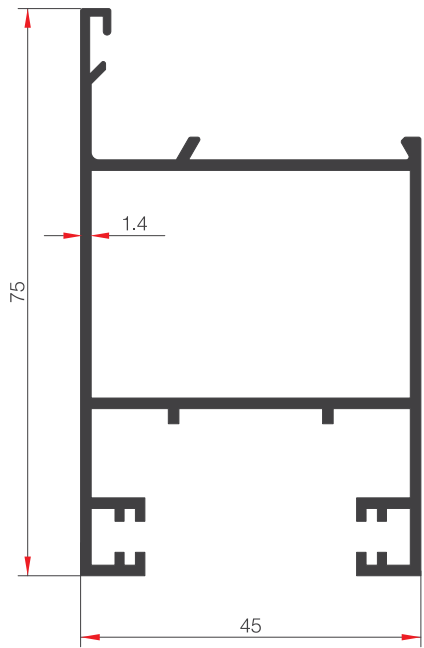
59928
AĞIRLIK (kg/m) / WEIGHT
399.2



59925
AĞIRLIK (kg/m) / WEIGHT
410.8



59924
AĞIRLIK (kg/m) / WEIGHT
243.9



59922

AĞIRLIK (kg/m) / WEIGHT
1028.4

ALUSYSTEMS

Aluminyum Kapı Pencere ve Giydirme Cephe Sistemleri
Aluminium Window Doors and Facade Systems





217-250

CAM BALKON

ALUSYSTEMS

Aluminyum Kapı Pencere ve Giydirme Cephe Sistemleri
Aluminium Window Doors and Facade Systems



MİMARİ KATALOG

ARCHITECTURAL CATALOGUE

Aluminyum Kapı Pencere ve Giydirme Cephe Sistemleri
Aluminium Window Doors and Facade Systems



ALUSYSTEMS
Profil Detayları

ALUSYSTEMS
Profile Details

CAMBALKON

NİRVANA

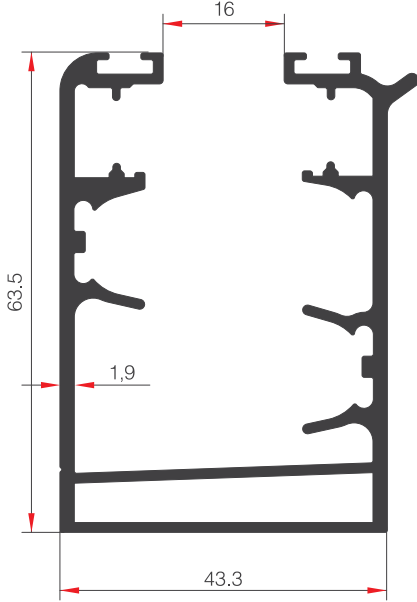
PROFİLLERİ
PROFILES



ALUSYSTEMS

Aluminyum Kapı Pencere ve Giydirme Cephe Sistemleri
Aluminium Window Doors and Facade Systems

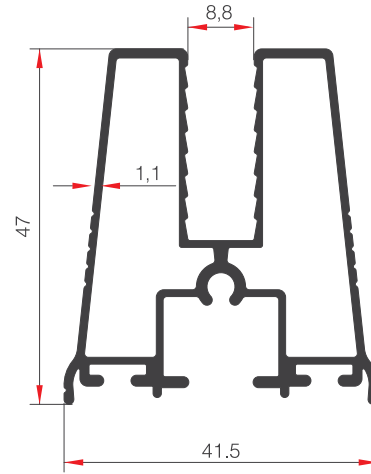




KASA PROFİLİ

D 33364

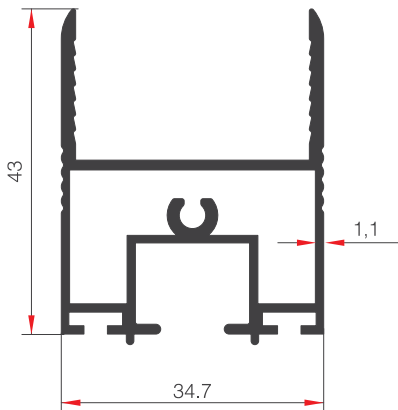
AĞIRLIK (kg/m) / WEIGHT
1385



TEK CAM KANAT PROFİLİ

D 33363

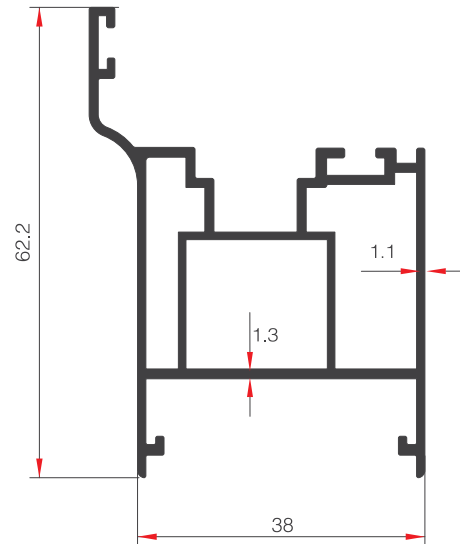
AĞIRLIK (kg/m) / WEIGHT
748



ÇİFT CAM KANAT PROFİLİ

D 33365

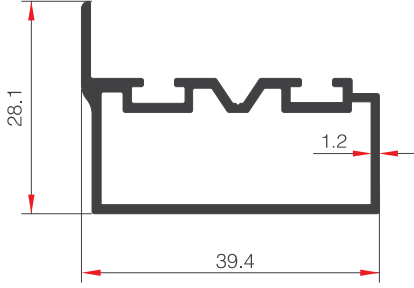
AĞIRLIK (kg/m) / WEIGHT
705



TEK CAM KOL PROFİLİ

D 33362

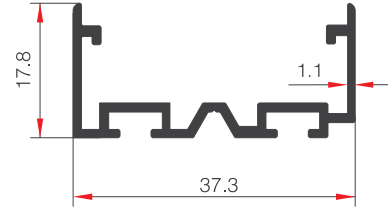
AĞIRLIK (kg/m) / WEIGHT
832



DİKME PROFİLİ

D 33360

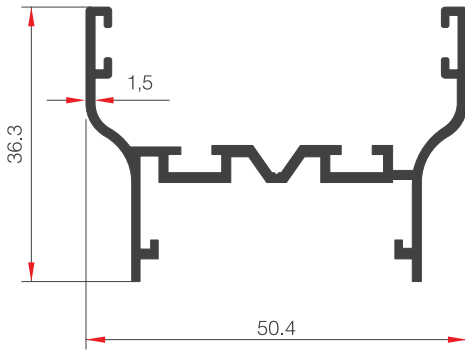
AĞIRLIK (kg/m) / WEIGHT
455



ÇİFT CAM ARA "H" PROFİLİ

D 33361

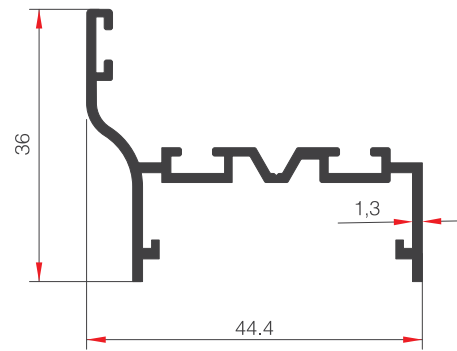
AĞIRLIK (kg/m) / WEIGHT
301



ÇİFT CAM ARA "H" PROFİLİ

D 33366

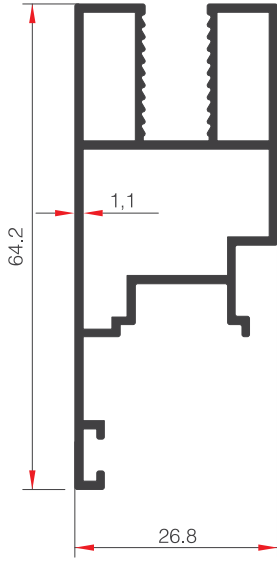
AĞIRLIK (kg/m) / WEIGHT
526



ÇİFT CAM ARA "H" PROFİLİ

D 33367

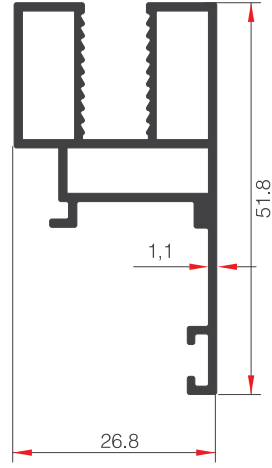
AĞIRLIK (kg/m) / WEIGHT
423



TEK CAM KOL PROFİLİ

D 33375

AĞIRLIK (kg/m) / WEIGHT
661



TEK CAM KOL KARŞILIĞI

D 33376

AĞIRLIK (kg/m) / WEIGHT
566

ALUSYSTEMS

Aluminyum Kapı Pencere ve Giydirmce Cephe Sistemleri
Aluminium Window Doors and Facade Systems



MİMARİ KATALOG

ARCHITECTURAL CATALOGUE

Aluminyum Kapı Pencere ve Giydirme Cephe Sistemleri
Aluminium Window Doors and Facade Systems




ALUSYSTEMS
Profil Detayları
ALUSYSTEMS
Profile Details

CAMBALKON

GOLD

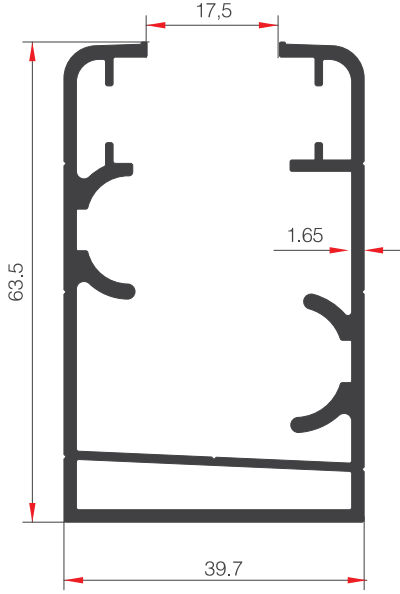
PROFİLLERİ
PROFILES



ALUSYSTEMS

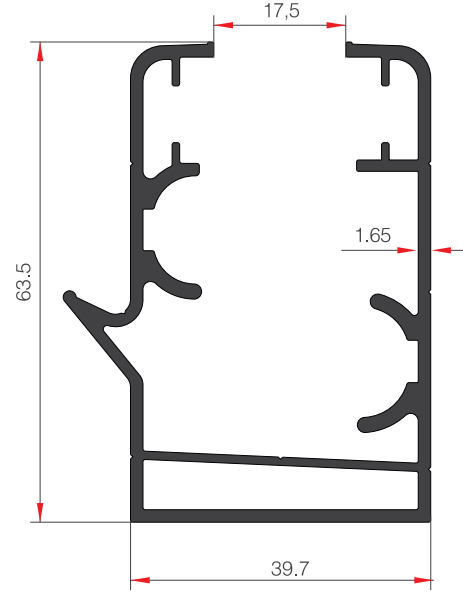
Aluminyum Kapı Pencere ve Giydirme Cephe Sistemleri
Aluminium Window Doors and Facade Systems





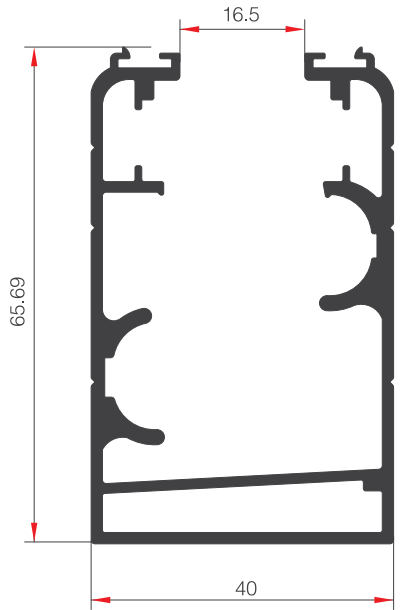
KASA PROFİLİ

21083

AĞIRLIK (kg/m) / WEIGHT
1189

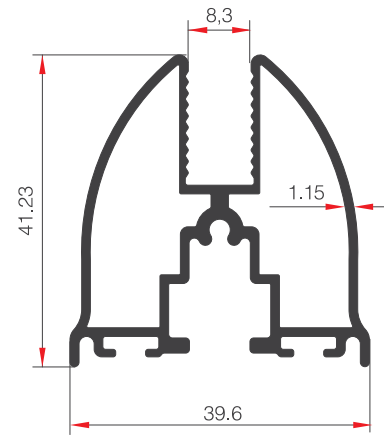
KASA PROFİLİ

21099

AĞIRLIK (kg/m) / WEIGHT
1243

FİTİLLİ KASA PROFİLİ

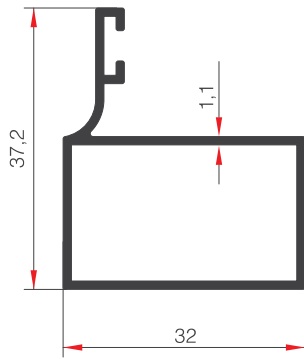
59109

AĞIRLIK (kg/m) / WEIGHT
1272.1

KANAT PROFİLİ

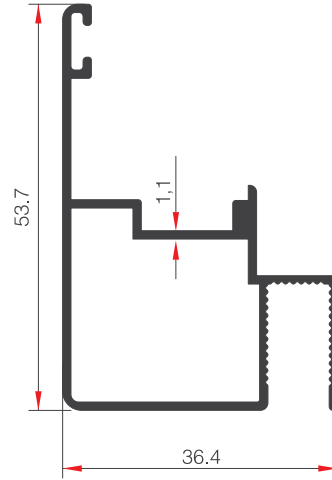
21052

AĞIRLIK (kg/m) / WEIGHT
725



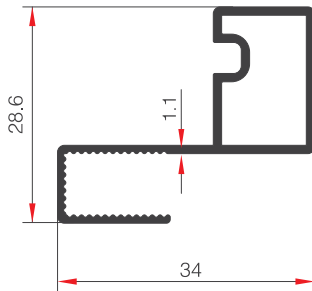
DİKME PROFİLİ

51650

AĞIRLIK (kg/m) / WEIGHT
379.7

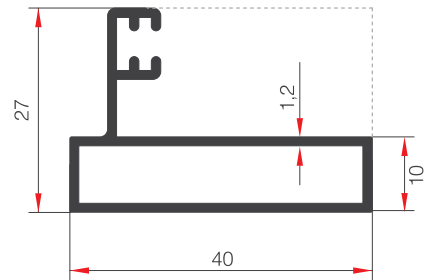
KOL PROFİLİ

19408

AĞIRLIK (kg/m) / WEIGHT
514

KOL KARŞILIĞI

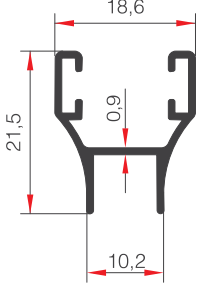
19409

AĞIRLIK (kg/m) / WEIGHT
312

DİKME PROFİLİ

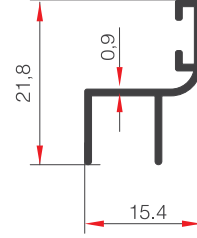
59578

AĞIRLIK (kg/m) / WEIGHT
422.2



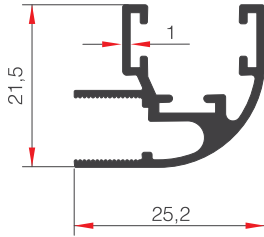
ÇİFTLİ "H" PROFİLİ

52913

AĞIRLIK (kg/m) / WEIGHT
182,4

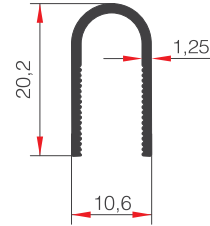
TEKLİ "H" PROFİLİ

52914

AĞIRLIK (kg/m) / WEIGHT
126,8

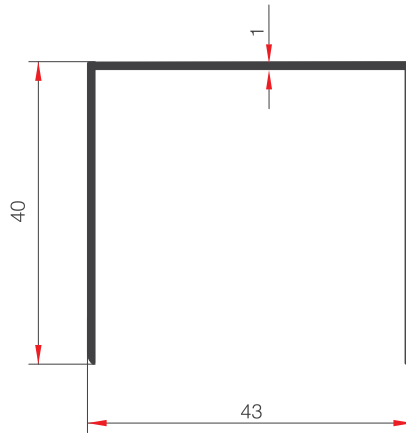
KÖŞE DÖNÜŞ PROFİLİ

57329

AĞIRLIK (kg/m) / WEIGHT
296,70

"U" PROFİLİ

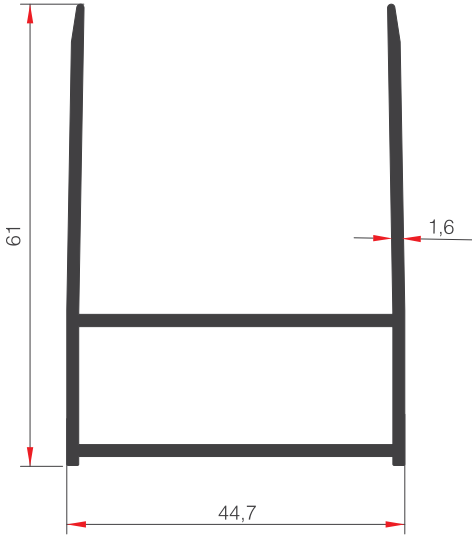
57328

AĞIRLIK (kg/m) / WEIGHT
144,7

AYAR PROFİLİ

57327

AĞIRLIK (kg/m) / WEIGHT
325,70

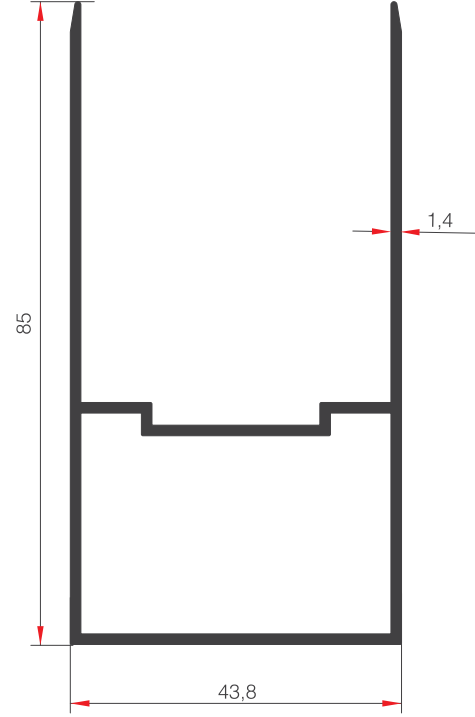


PERDELİK PROFİLİ

50116

AĞIRLIK (kg/m) / WEIGHT

870.4

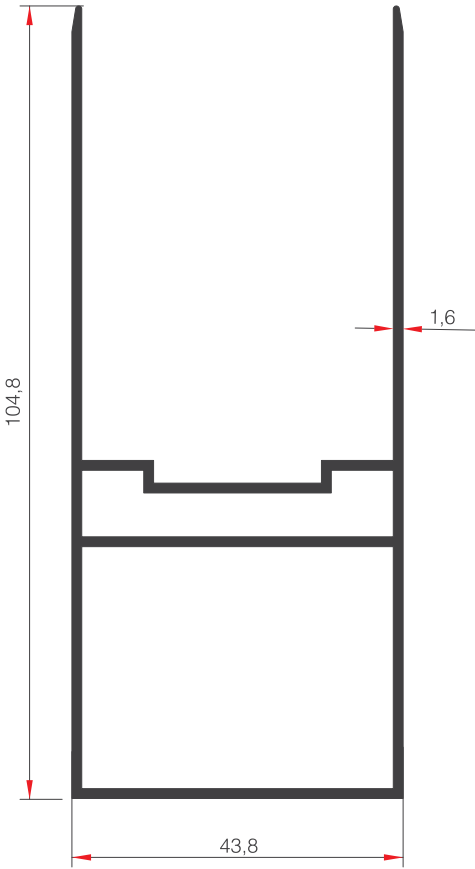


PERDELİK PROFİLİ

57058

AĞIRLIK (kg/m) / WEIGHT

971.3

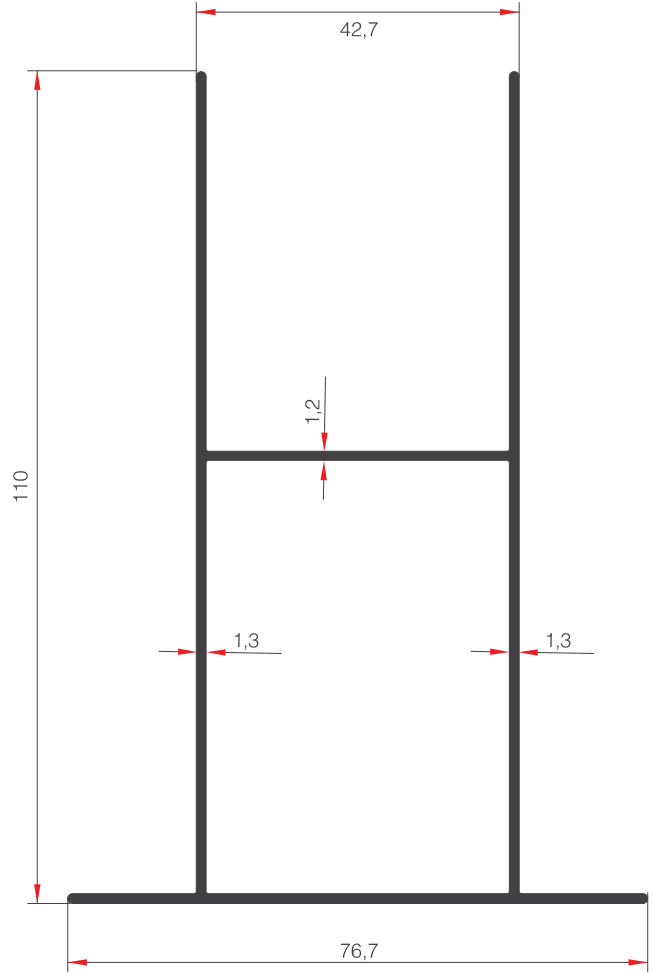


PERDELİK PROFİLİ

63401

AĞIRLIK (kg/m) / WEIGHT

1187

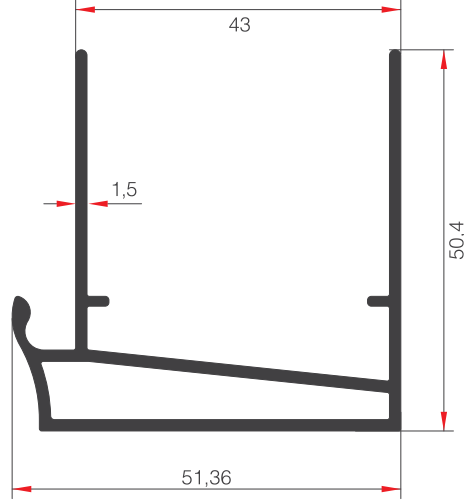


KULAKLI PERDELİK PROFİLİ

59513

AĞIRLIK (kg/m) / WEIGHT

1164,8

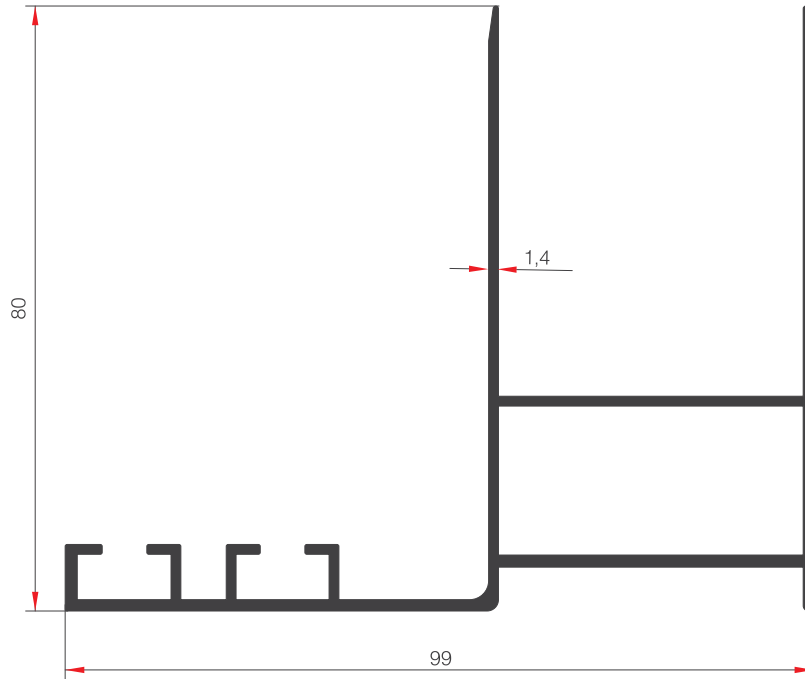


HARİCİ DAMLALIK PROFİLİ

59514

AĞIRLIK (kg/m) / WEIGHT

833,9



KULAKLI PERDELİK PROFİLİ

D 33334

AĞIRLIK (kg/m) / WEIGHT

1276

MİMARİ KATALOG

ARCHITECTURAL CATALOGUE

Aluminyum Kapı Pencere ve Giydirme Cephe Sistemleri
Aluminium Window Doors and Facade Systems




ALUSYSTEMS
Profil Detayları
ALUSYSTEMS
Profile Details

CAMBALKON

BKS

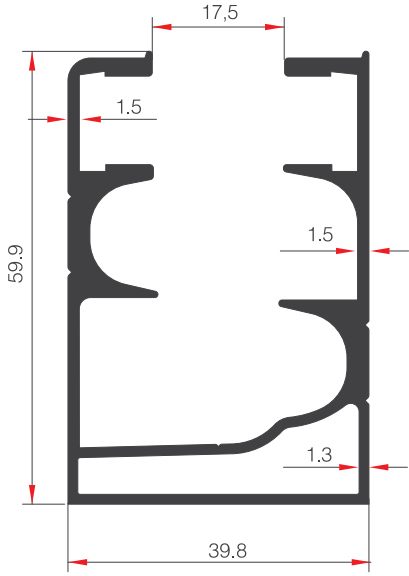
PROFİLLERİ
PROFILES



ALUSYSTEMS

Aluminyum Kapı Pencere ve Giydirme Cephe Sistemleri
Aluminium Window Doors and Facade Systems

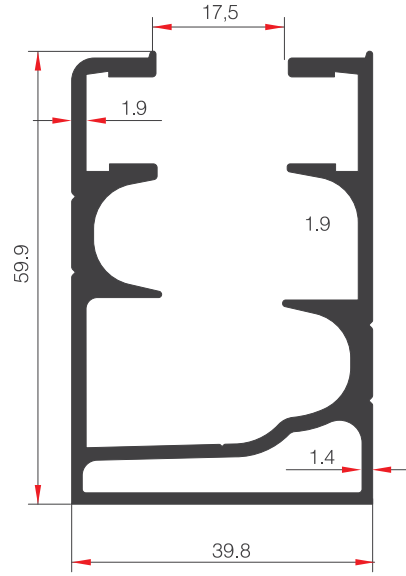




KASA PROFİLİ

15130

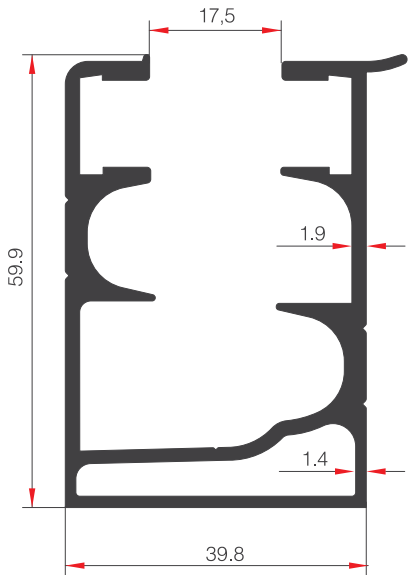
AĞIRLIK (kg/m) / WEIGHT
1201



KASA PROFİLİ

57324

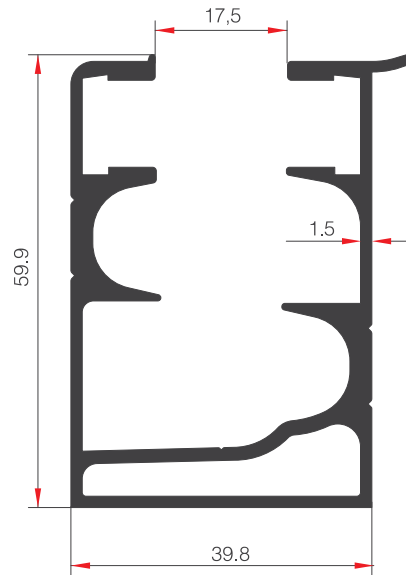
AĞIRLIK (kg/m) / WEIGHT
1365.6



KASA PROFİLİ

59372

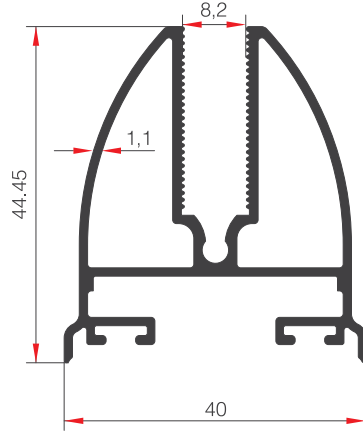
AĞIRLIK (kg/m) / WEIGHT
1383.7



KASA PROFİLİ

22280

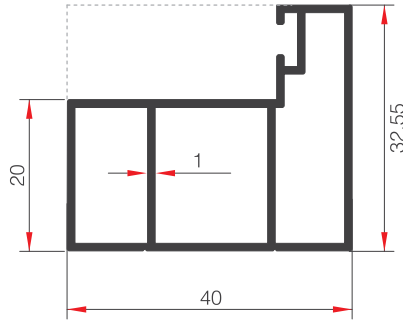
AĞIRLIK (kg/m) / WEIGHT
1322



KANAT PROFİLİ

57325

AĞIRLIK (kg/m) / WEIGHT
744.2



DİKME PROFİLİ

057326

AĞIRLIK (kg/m) / WEIGHT
482.4

MİMARİ KATALOG

ARCHITECTURAL CATALOGUE

Aluminyum Kapı Pencere ve Giydirme Cephe Sistemleri
Aluminium Window Doors and Facade Systems



ALUSYSTEMS
Profil Detayları
ALUSYSTEMS
Profile Details

SW40-N

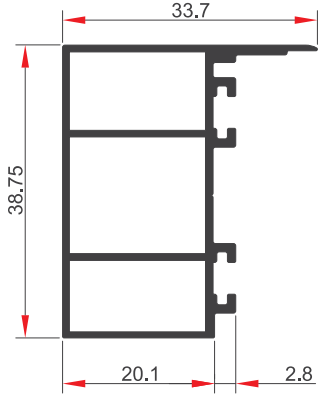
PROFİLLER
PROFILES



ALUSYSTEMS

Aluminyum Kapı Pencere ve Giydirme Cephe Sistemleri
Aluminium Window Doors and Facade Systems

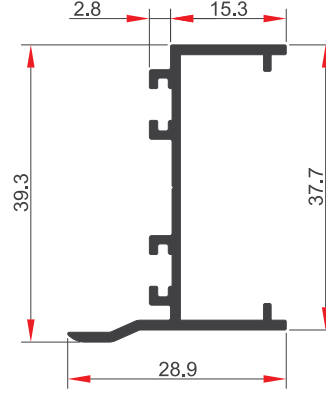




DİKME PROFİLİ

21055

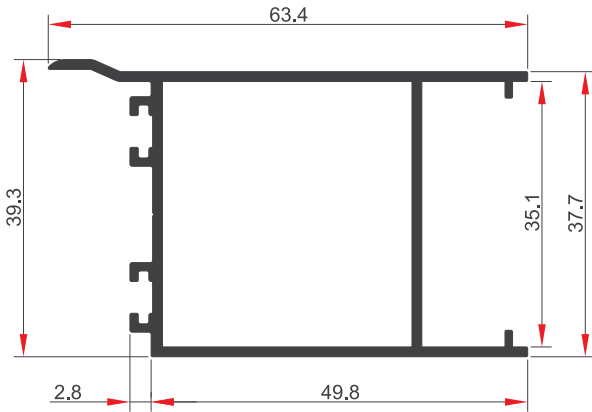
AĞIRLIK (kg/m) / WEIGHT
0,481



ARA "H" PROFİLİ

21057

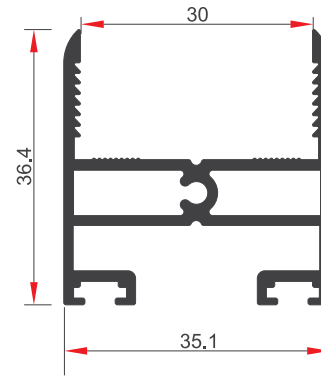
AĞIRLIK (kg/m) / WEIGHT
0,333



KOL PROFİLİ

21056

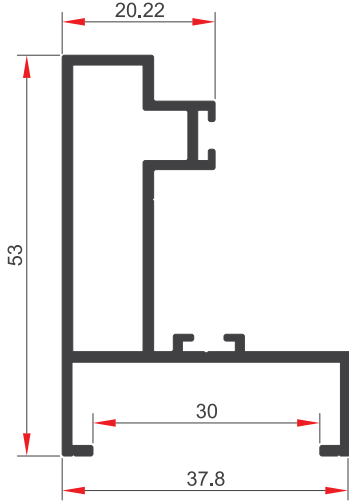
AĞIRLIK (kg/m) / WEIGHT
0,719



ÇİFT CAM KANAT PROFİLİ

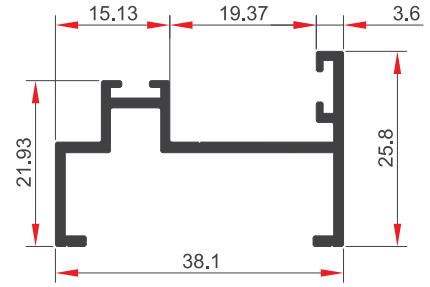
16859

AĞIRLIK (kg/m) / WEIGHT
0,674



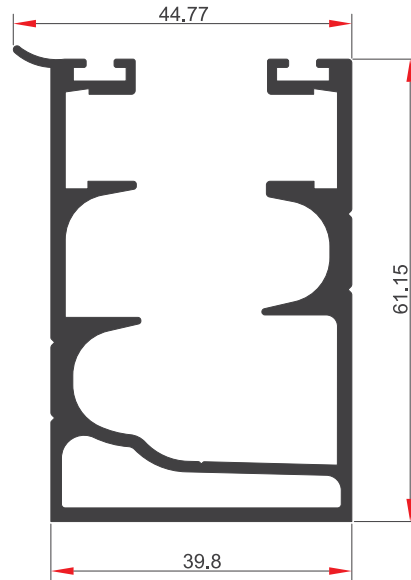
KÖŞE PROFİLİ

16858

AĞIRLIK (kg/m) / WEIGHT
0,662

KÖŞE PROFİLİ

16856

AĞIRLIK (kg/m) / WEIGHT
0,375

BAZA PROFİLİ

16860

AĞIRLIK (kg/m) / WEIGHT
1,422

MİMARİ KATALOG

ARCHITECTURAL CATALOGUE

Aluminyum Kapı Pencere ve Giydirme Cephe Sistemleri
Aluminium Window Doors and Facade Systems



ALUSYSTEMS
Profil Detayları
ALUSYSTEMS
Profile Details

SW40-N

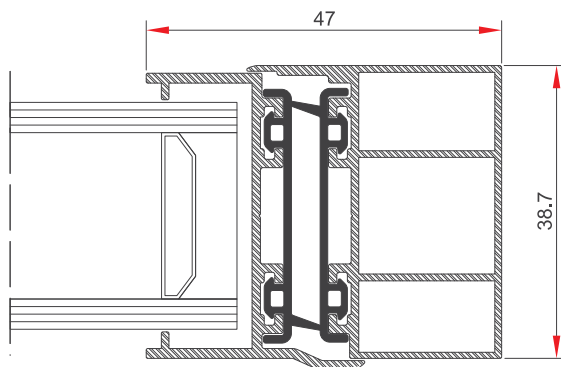
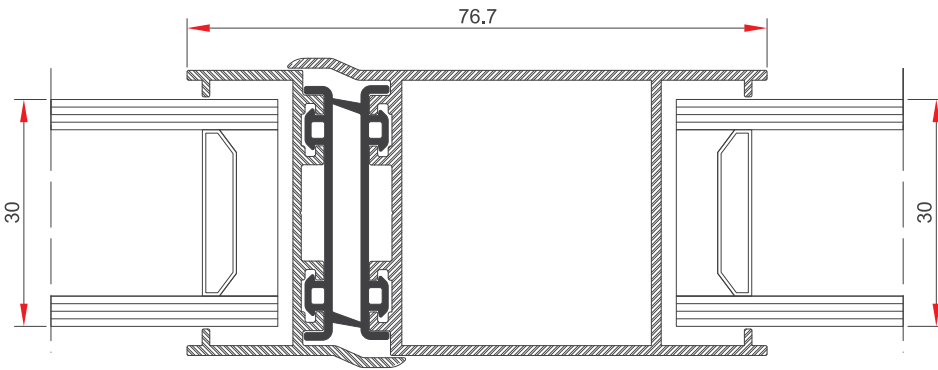
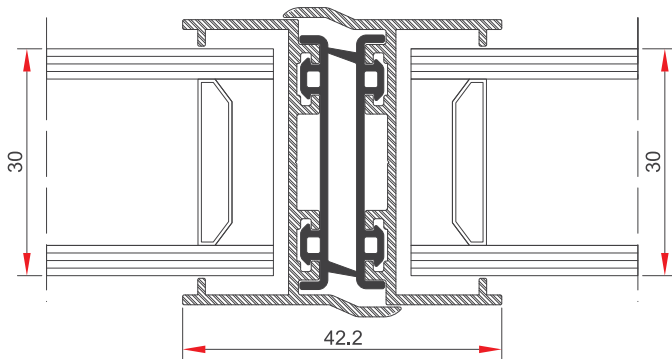
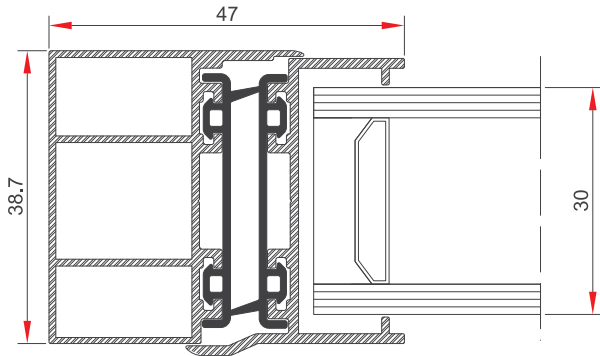
DETAYLAR
DETAILS

ALUSYSTEMS

Aluminyum Kapı Pencere ve Giydirme Cephe Sistemleri
Aluminium Window Doors and Facade Systems

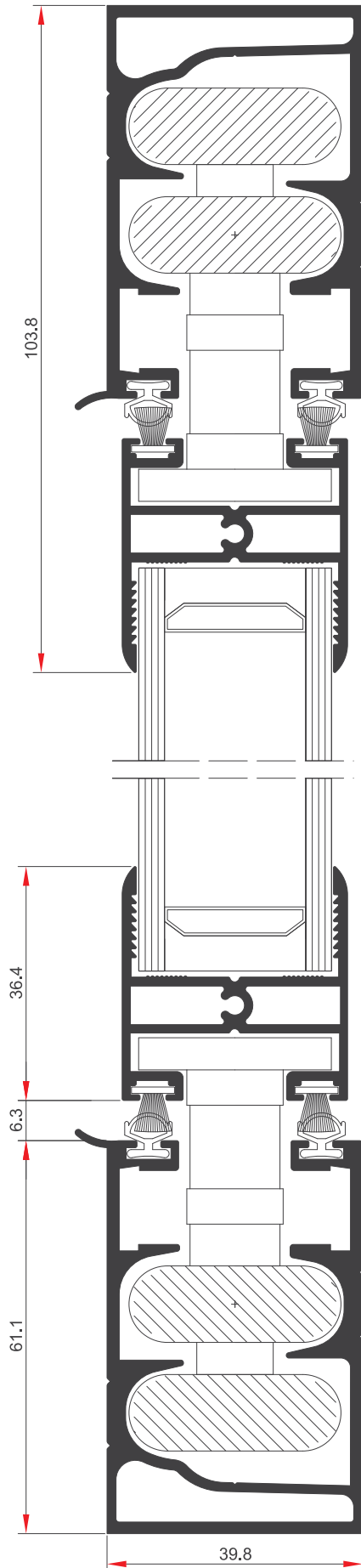


SW40-N | DETAYLAR DETAILS

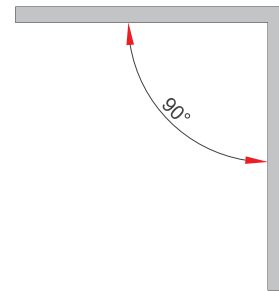
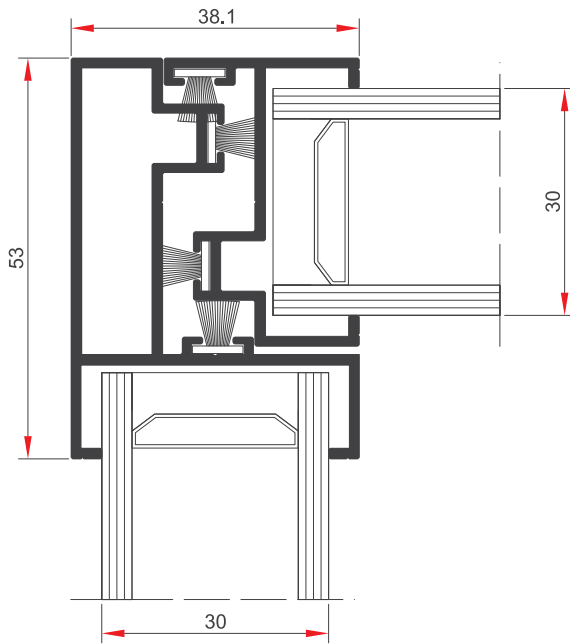


SW40-N

DETAYLAR
DETAILS



SW40-N | DETAYLAR DETAILS



ALUSYSTEMS

Aluminyum Kapı Pencere ve Giydirme Cephe Sistemleri
Aluminium Window Doors and Facade Systems



MİMARİ KATALOG

ARCHITECTURAL CATALOGUE

Aluminyum Kapı Pencere ve Giydirme Cephe Sistemleri
Aluminium Window Doors and Facade Systems



ALUSYSTEMS
Profil Detayları
ALUSYSTEMS
Profile Details

SW40-N

AKSESUARLAR
ACCESSORIES

ALUSYSTEMS

Aluminyum Kapı Pencere ve Giydirme Cephe Sistemleri
Aluminium Window Doors and Facade Systems





DETAY	ÜRÜN	KOLİ ADETi	BİRİM
	DÜZ TEKER	20	ADET
	KİLİTLİ TEKER	20	ADET
	TEKLİ PARK 2'Li PARK 3'LÜ PARK 4'LÜ PARK 5'Li PARK 7'Li PARK	20	ADET
	TEKER ÇIKIŞ KAPAGI	20	ADET
	BOYNUZ	20	ADET



DETAY	ÜRÜN	KOLİ ADETi	BİRİM
	DİKME TAKOZU	20	ADET
	ALT - ÜST KİLİT	20	ADET
	ALT - ÜST MENTESE	20	ADET
	KİLİT YUVASI	20	ADET



251-266

KÜPEŞTE

ALUSYSTEMS

Aluminyum Kapı Pencere ve Giydirme Cephe Sistemleri
Aluminium Window Doors and Facade Systems



MİMARİ KATALOG

ARCHITECTURAL CATALOGUE

Aluminyum Kapı Pencere ve Giydirme Cephe Sistemleri
Aluminium Window Doors and Facade Systems



ALUSYSTEMS
Profil Detayları
ALUSYSTEMS
Profile Details

KÜPEŞTE

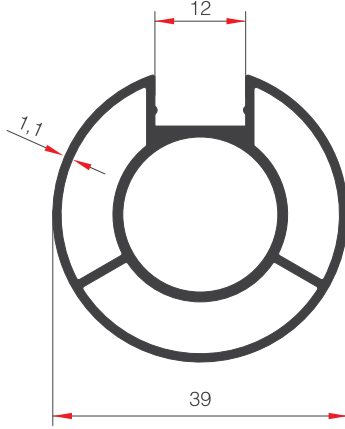
PROFİLLERİ
PROFILES



ALUSYSTEMS

Aluminyum Kapı Pencere ve Giydirme Cephe Sistemleri
Aluminium Window Doors and Facade Systems



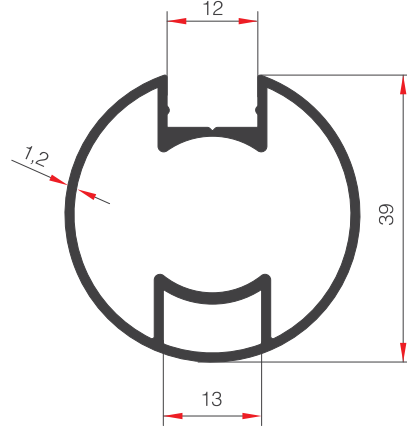


40'LIK DİKME PROFİLİ

58295

AĞIRLIK (kg/m) / WEIGHT

668.8

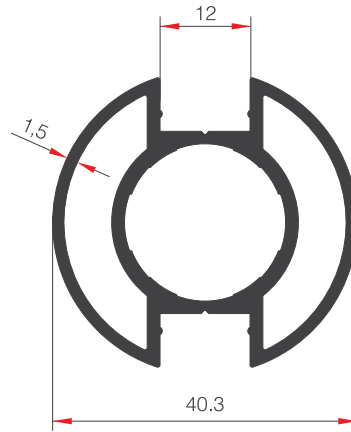


40'LIK DİKME PROFİLİ

58296

AĞIRLIK (kg/m) / WEIGHT

577

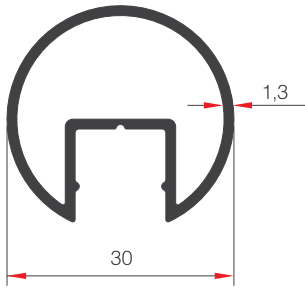


40'LIK DİKME PROFİLİ

39478

AĞIRLIK (kg/m) / WEIGHT

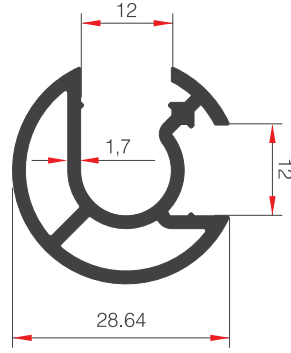
915.2



30'LUK ÇİTALİ DİKME PROFİLİ

67165

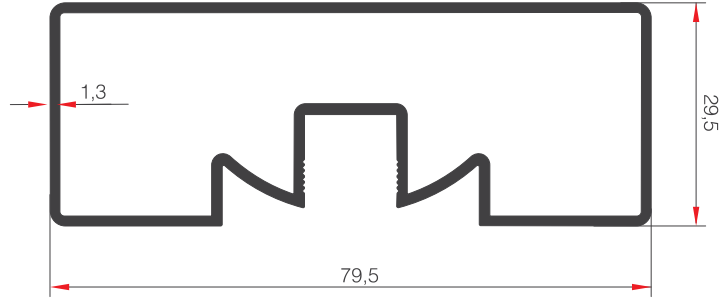
AĞIRLIK (kg/m) / WEIGHT
401.1



30'LUK ÇİTALİ DİKME PROFİLİ

6554

AĞIRLIK (kg/m) / WEIGHT
472

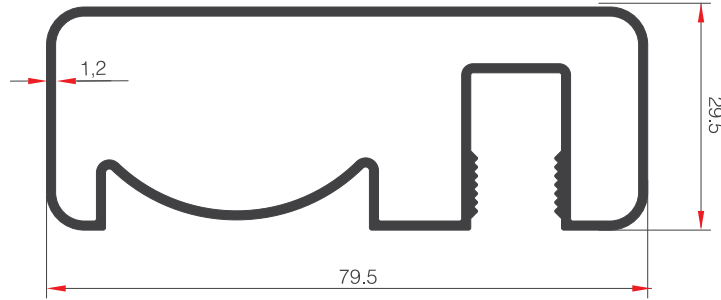


30 X 80 ORTADAN KANALLI ÜST PROFİLİ

60186

AĞIRLIK (kg/m) / WEIGHT

909,5

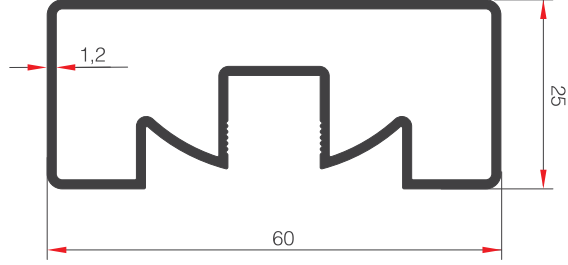


30 X 80 ÖNDEN KANALLI ÜST PROFİLİ

05596

AĞIRLIK (kg/m) / WEIGHT

1,016

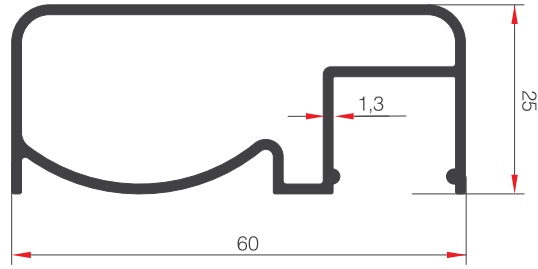


25 X 60 ORTADAN KANALLI ÜST PROFİLİ

56217

AĞIRLIK (kg/m) / WEIGHT

666,70

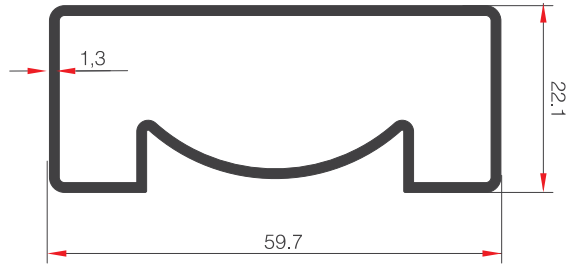


25 X 60 ÖNDEN KANALLI ÜST PROFİLİ

57273

AĞIRLIK (kg/m) / WEIGHT

658,5

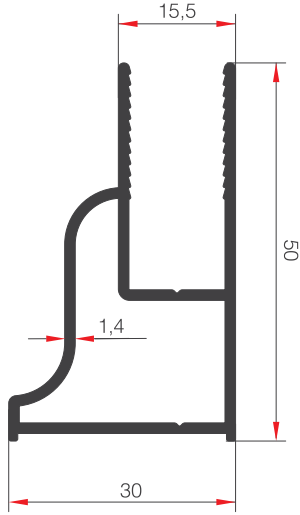


25 X 60 KANALSIZ ÜST PROFİLİ

15530

AĞIRLIK (kg/m) / WEIGHT

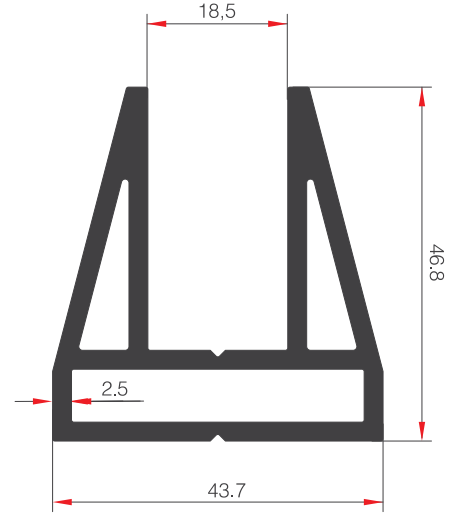
682



GEMİCİ PROFİLİ

56220

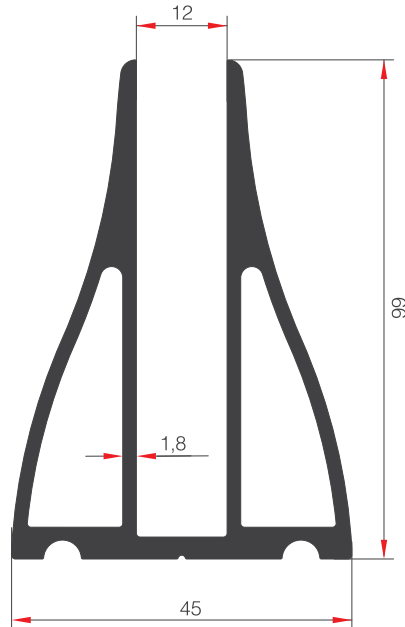
AĞIRLIK (kg/m) / WEIGHT
615,20



GEMİCİ PROFİLİ

15449

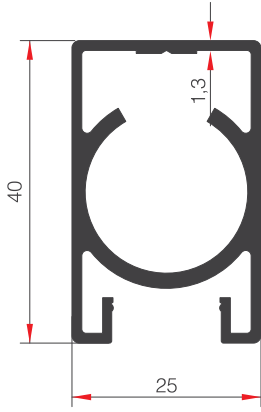
AĞIRLIK (kg/m) / WEIGHT
1590



GEMİCİ PROFİLİ

57956

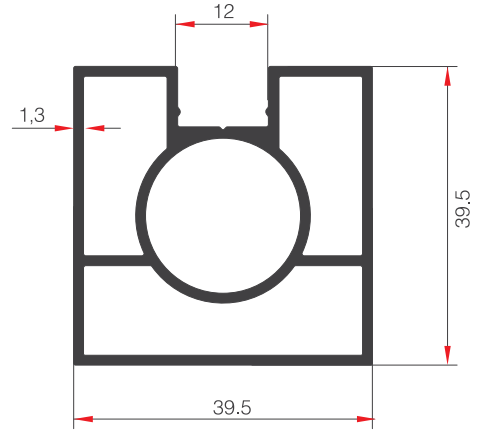
AĞIRLIK (kg/m) / WEIGHT
1626



DİKME PROFİLİ

15358

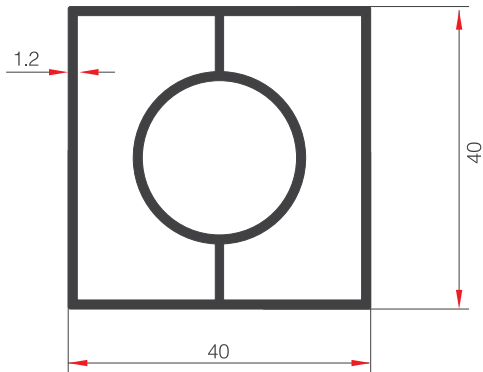
AĞIRLIK (kg/m) / WEIGHT
702



DİKME PROFİLİ

57272

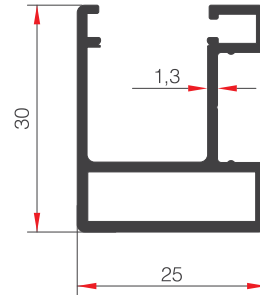
AĞIRLIK (kg/m) / WEIGHT
891.6



DİKME PROFİLİ

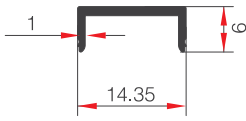
66363

AĞIRLIK (kg/m) / WEIGHT
769.1



15359

AĞIRLIK (kg/m) / WEIGHT
433

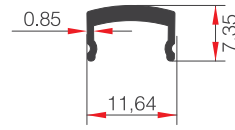


ÇITA PROFİLİ

15360

AĞIRLIK (kg/m) / WEIGHT

70

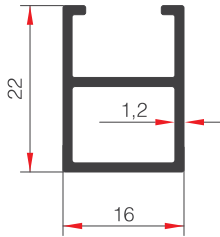


40'LİK ÇITA PROFİLİ

39477

AĞIRLIK (kg/m) / WEIGHT

85.9

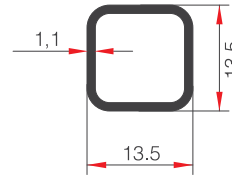


CAM TUTUCU PROFİLİ

59511

AĞIRLIK (kg/m) / WEIGHT

243,4



BORU PROFİLİ

56385

AĞIRLIK (kg/m) / WEIGHT

135.5

ALUSYSTEMS

Aluminyum Kapı Pencere ve Giydirme Cephe Sistemleri
Aluminium Window Doors and Facade Systems



MİMARİ KATALOG

ARCHITECTURAL CATALOGUE

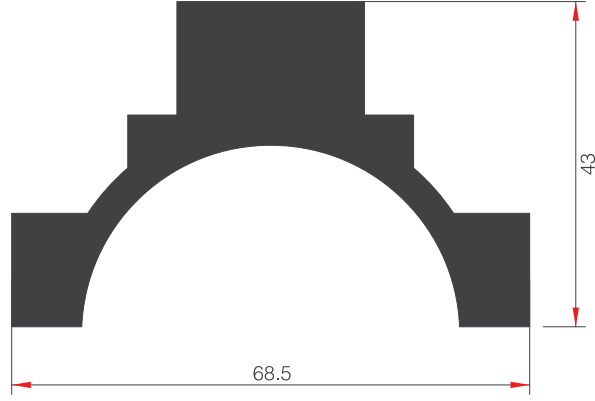
Aluminyum Kapı Pencere ve Giydirme Cephe Sistemleri
Aluminium Window Doors and Facade Systems



ALUSYSTEMS
Profil Detayları
ALUSYSTEMS
Profile Details

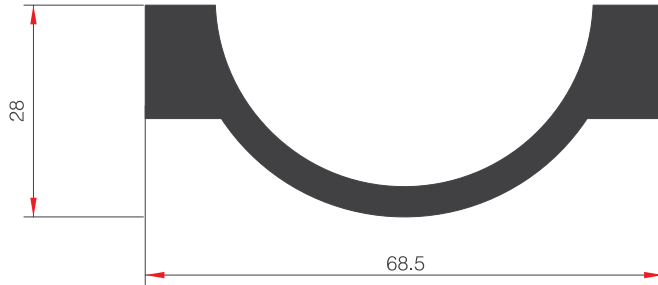
KÜPEŞTE

AKSESUARLAR
ACCESSORIES



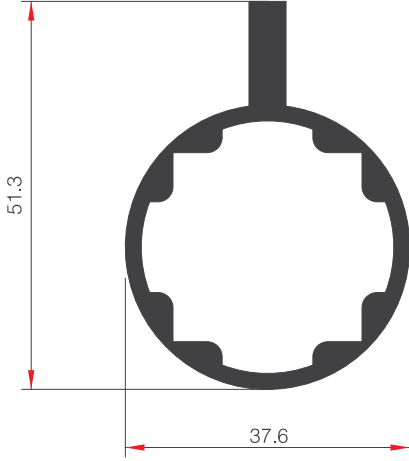
1255

AĞIRLIK (kg/m) / WEIGHT
2683



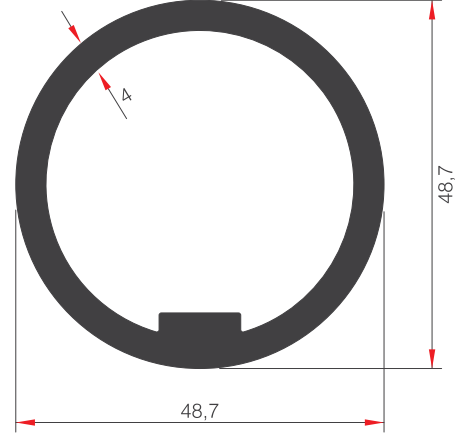
1256

AĞIRLIK (kg/m) / WEIGHT
1453



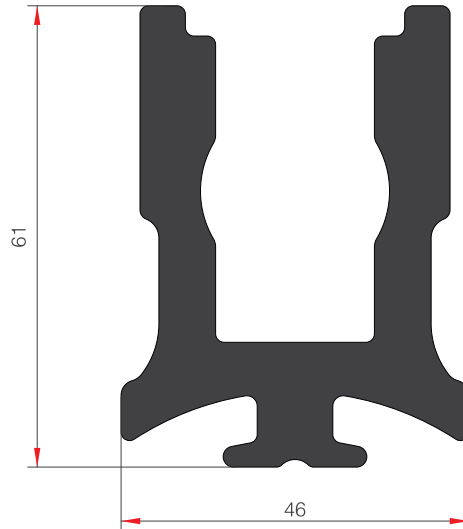
1257

AĞIRLIK (kg/m) / WEIGHT
977



48202

AĞIRLIK (kg/m) / WEIGHT
1613.20



55864

AĞIRLIK (kg/m) / WEIGHT
3343.3

ALUSYSTEMS

Aluminyum Kapı Pencere ve Giydirme Cephe Sistemleri
Aluminium Window Doors and Facade Systems



267-280

PERVAZLI KAPI

ALUSYSTEMS

Aluminyum Kapı Pencere ve Giydirme Cephe Sistemleri
Aluminium Window Doors and Facade Systems



MİMARİ KATALOG

ARCHITECTURAL CATALOGUE

Aluminyum Kapı Pencere ve Giydirme Cephe Sistemleri
Aluminium Window Doors and Facade Systems




ALUSYSTEMS
Profil Detayları
ALUSYSTEMS
Profile Details

PERVAZLI KAPI

SKP42

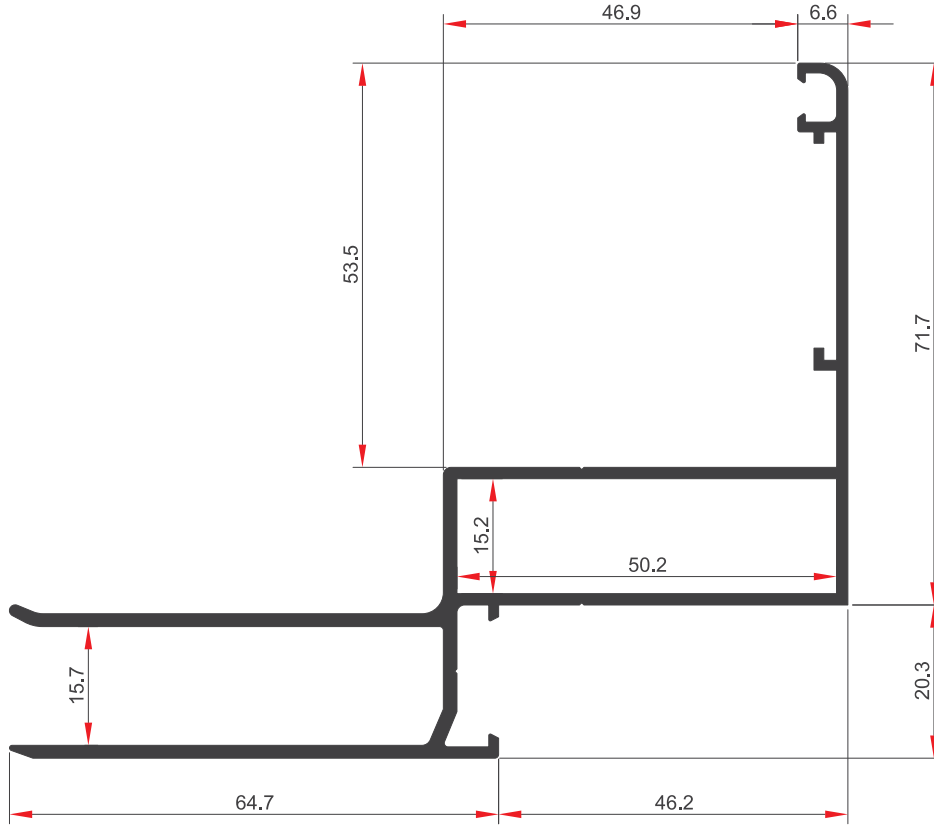
PROFİLLER
PROFILES



ALUSYSTEMS

Aluminyum Kapı Pencere ve Giydirme Cephe Sistemleri
Aluminium Window Doors and Facade Systems

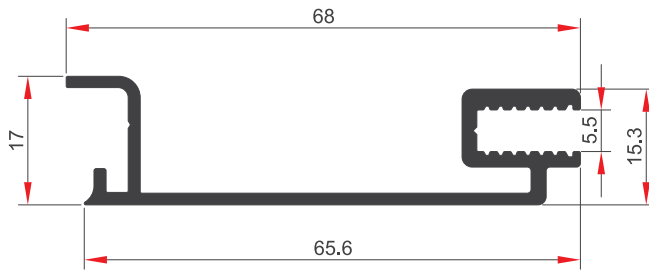


**İÇ KASA PROFİLİ**

16662

AĞIRLIK (kg/m) / WEIGHT

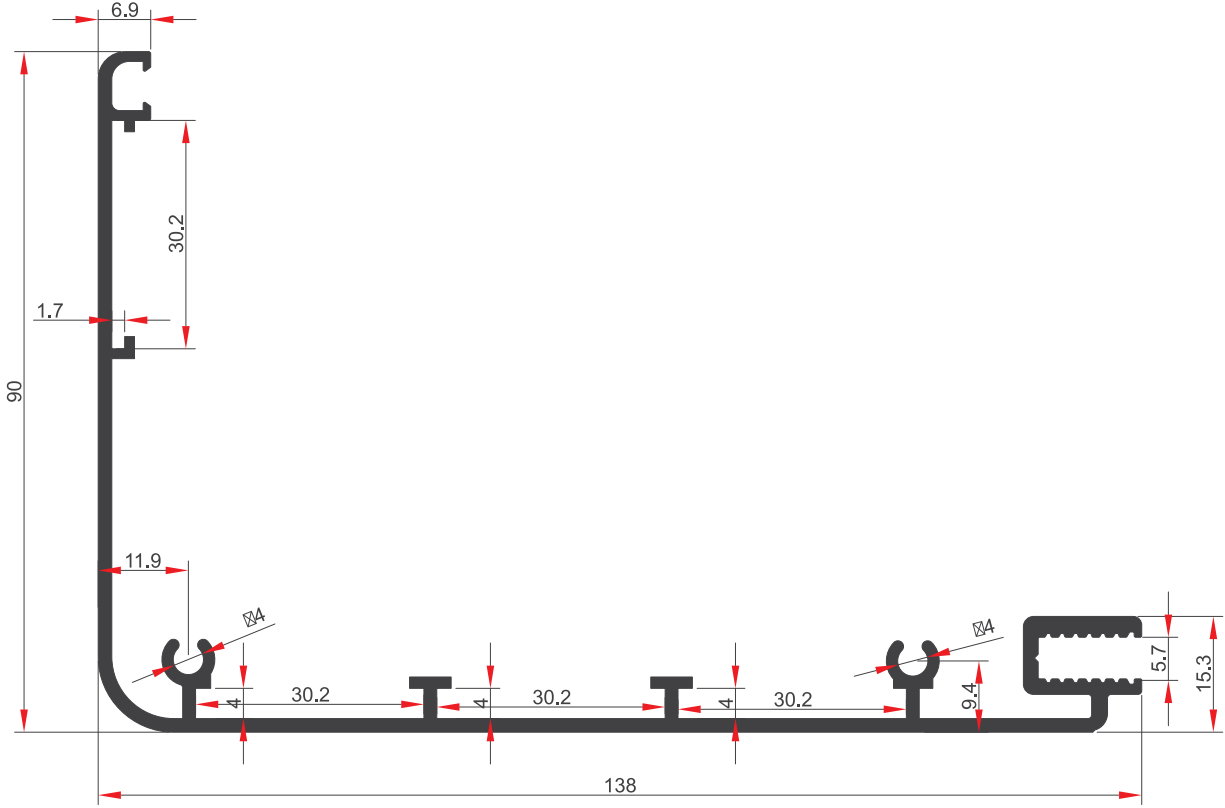
1507

**ADAPTÖR PROFİLİ**

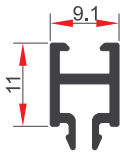
16664

AĞIRLIK (kg/m) / WEIGHT

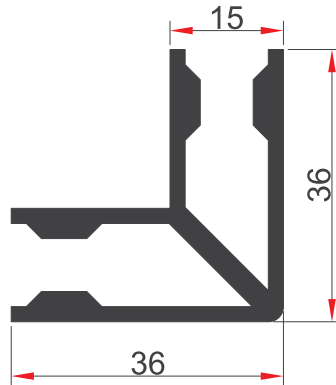
600

**DIŞ KASA PROFİLİ**

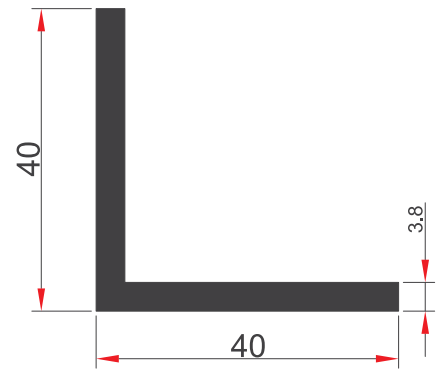
17661

AĞIRLIK (kg/m) / WEIGHT
1599**UZATMA ÇİTA PROFİLİ**

17663

AĞIRLIK (kg/m) / WEIGHT
135**KÖŞE TAKOZ PROFİLİ**

59391

AĞIRLIK (kg/m) / WEIGHT
865**KÖŞE TAKOZ PROFİLİ**

59129

AĞIRLIK (kg/m) / WEIGHT
785

MİMARİ KATALOG

ARCHITECTURAL CATALOGUE

Aluminyum Kapı Pencere ve Giydirme Cephe Sistemleri
Aluminium Window Doors and Facade Systems



ALUSYSTEMS
Profil Detayları

ALUSYSTEMS
Profile Details

PERVAZLI KAPI

SKP42

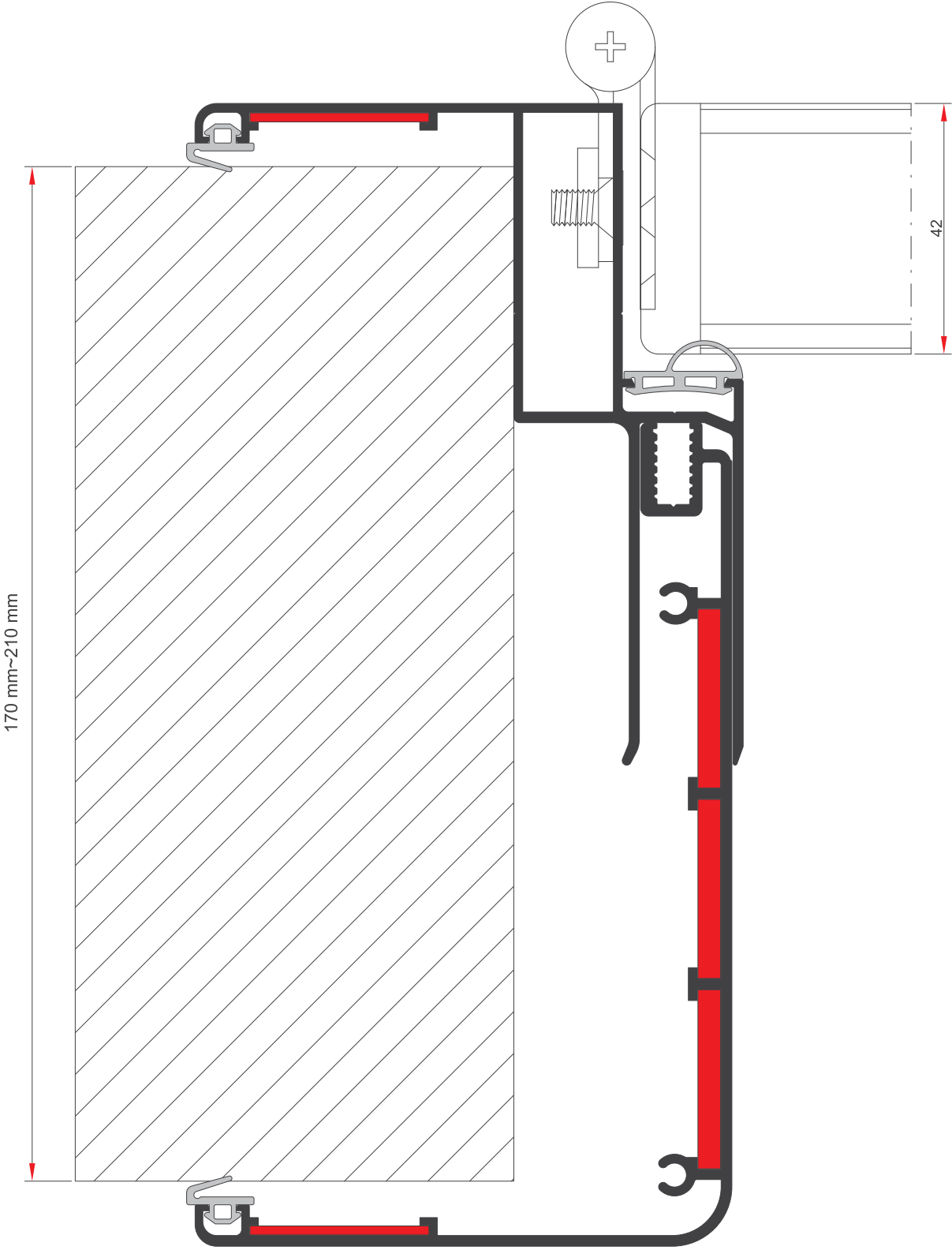
DETAYLAR

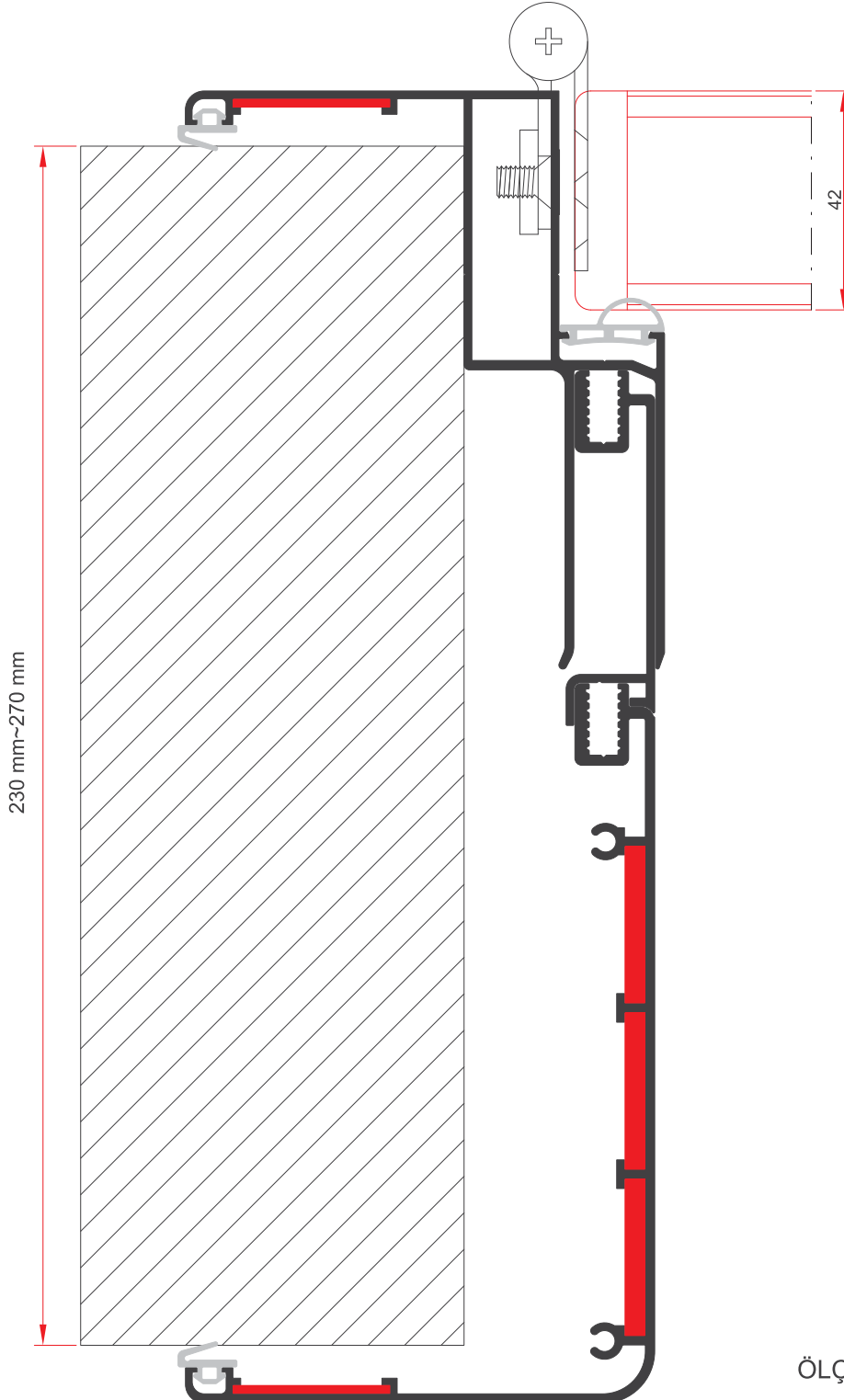
DETAILS

ALUSYSTEMS

Aluminyum Kapı Pencere ve Giydirme Cephe Sistemleri
Aluminium Window Doors and Facade Systems







ÖLÇEK: 3/4

MİMARİ KATALOG

ARCHITECTURAL CATALOGUE

Aluminyum Kapı Pencere ve Giydirme Cephe Sistemleri
Aluminium Window Doors and Facade Systems



ALUSYSTEMS
Profil Detayları
ALUSYSTEMS
Profile Details

PERVAZLI KAPI

SKP42


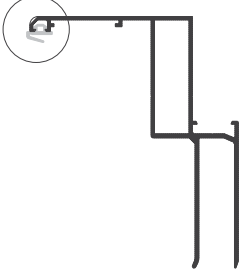

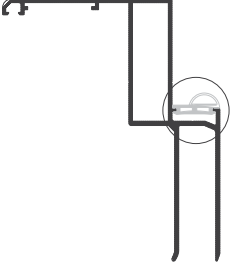
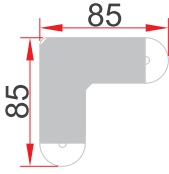
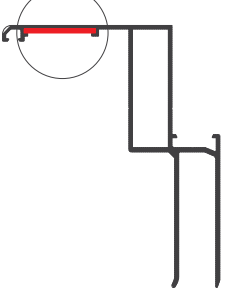
AKSESUARLAR
ACCESSORIES

ALUSYSTEMS

Aluminyum Kapı Pencere ve Giydirme Cephe Sistemleri
Aluminium Window Doors and Facade Systems





FITIL002		<p>DIŐ BİNİ FİTİLİ SEALING GASKET (OUTSIDE)</p> <p>Malzeme/ Material : EPDM Ağırlık/ Weight : 40 gr/m Paket/ Package: 375 m / 15 kg</p>	
FITIL009		<p>İÇ BİNİ FİTİLİ SEALING GASKET (INSIDE)</p> <p>Malzeme/ Material : EPDM Ağırlık/ Weight : 73 gr/m Paket/ Package: 205 m / 15 kg</p>	
		<p>KÖŐE ÇAVUŐU CORNER JOINT</p> <p>Malzeme/ Material : ÇELİK/ Stainless Steel Paket/ Package: 50 ADET/ 50 Piece</p>	

ALUSYSTEMS

Aluminyum Kapı Pencere ve Giydirme Cephe Sistemleri
Aluminium Window Doors and Facade Systems





281-288

DUŞAKABİN

ALUSYSTEMS

Aluminyum Kapı Pencere ve Giydirme Cephe Sistemleri
Aluminium Window Doors and Facade Systems



MİMARİ KATALOG

ARCHITECTURAL CATALOGUE

Aluminyum Kapı Pencere ve Giydirme Cephe Sistemleri
Aluminium Window Doors and Facade Systems



ALUSYSTEMS
Profil Detayları
ALUSYSTEMS
Profile Details

DUŞAKABİN

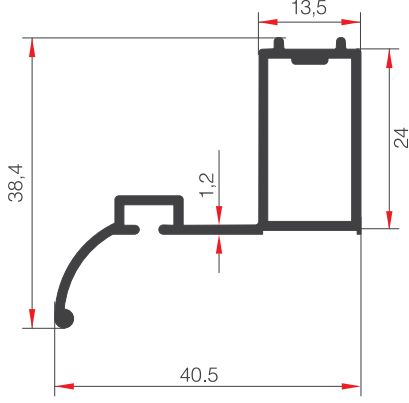
PROFİLLERİ
PROFILES



ALUSYSTEMS

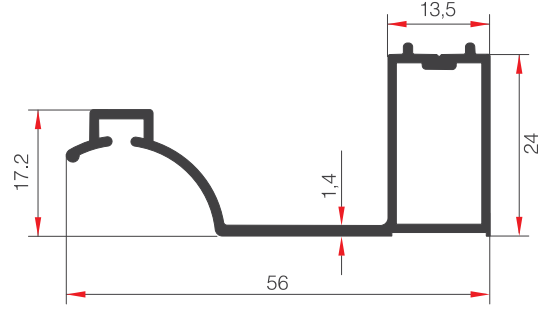
Aluminyum Kapı Pencere ve Giydirme Cephe Sistemleri
Aluminium Window Doors and Facade Systems





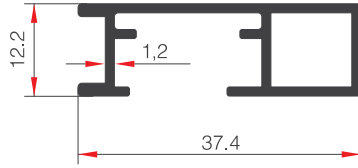
039656

AĞIRLIK (kg/m) / WEIGHT
406,50



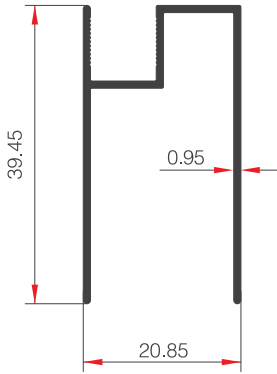
39636

AĞIRLIK (kg/m) / WEIGHT
438,20



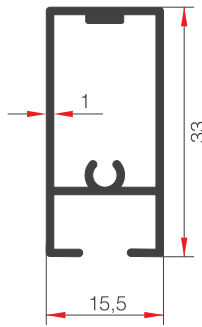
36657

AĞIRLIK (kg/m) / WEIGHT
324,7



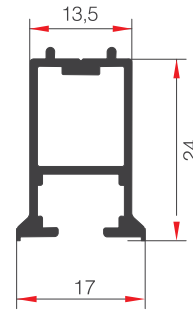
13556

AĞIRLIK (kg/m) / WEIGHT
275



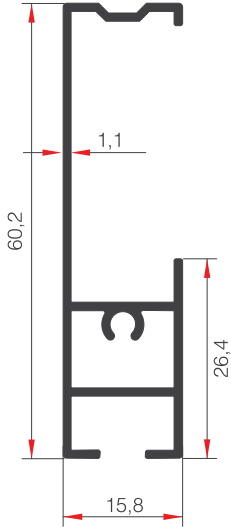
39630

AĞIRLIK (kg/m) / WEIGHT
330,30



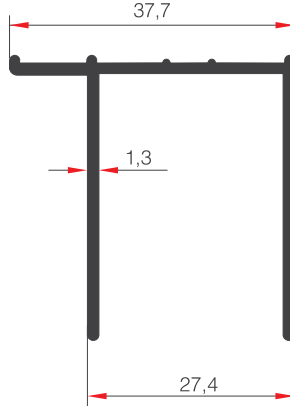
039633

AĞIRLIK (kg/m) / WEIGHT
261



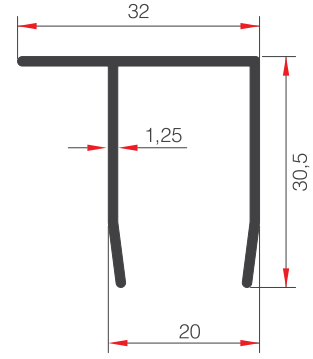
39626

AĞIRLIK (kg/m) / WEIGHT
404,3



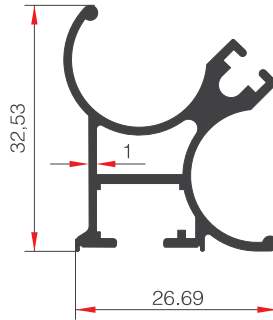
39659

AĞIRLIK (kg/m) / WEIGHT
444,7



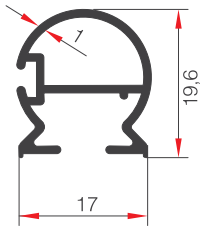
40044

AĞIRLIK (kg/m) / WEIGHT
305,6



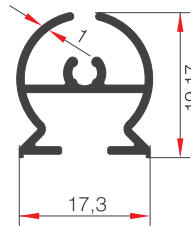
39634

AĞIRLIK (kg/m) / WEIGHT
425,5



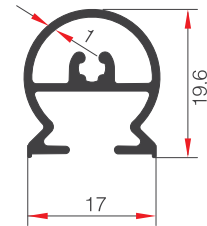
39628

AĞIRLIK (kg/m) / WEIGHT
219



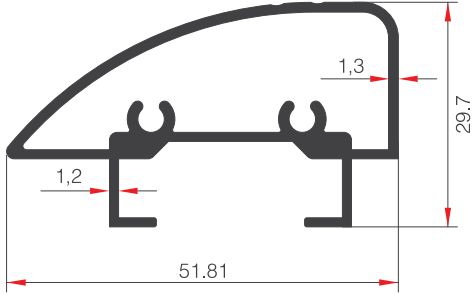
39920

AĞIRLIK (kg/m) / WEIGHT
220,50



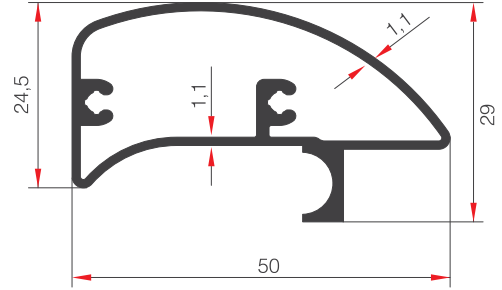
039629

AĞIRLIK (kg/m) / WEIGHT
245,2



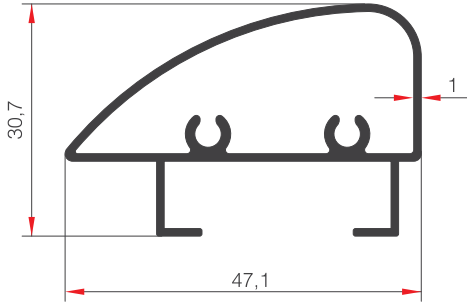
45027

AĞIRLIK (kg/m) / WEIGHT
665



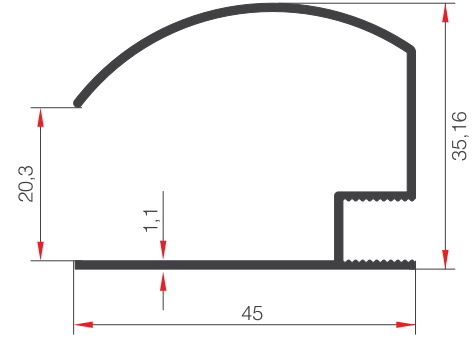
39627

AĞIRLIK (kg/m) / WEIGHT
577.7



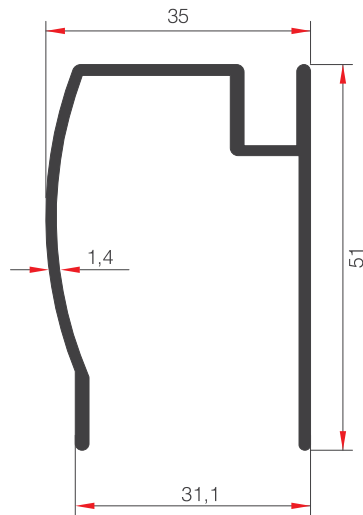
49743

AĞIRLIK (kg/m) / WEIGHT
475,8



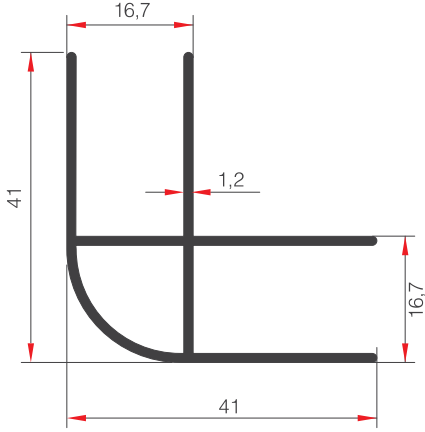
40042

AĞIRLIK (kg/m) / WEIGHT
390,8



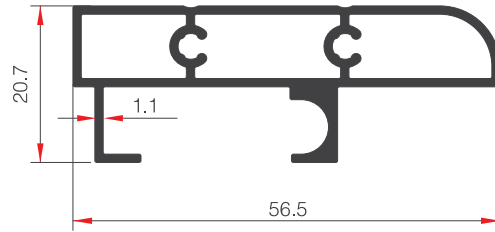
39658

AĞIRLIK (kg/m) / WEIGHT
577,7



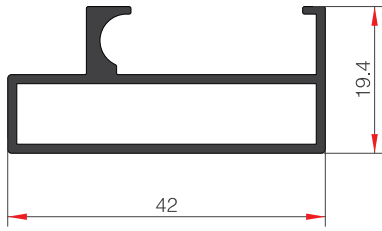
039632

AĞIRLIK (kg/m) / WEIGHT
512,70



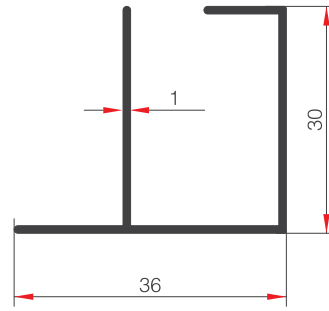
58731

AĞIRLIK (kg/m) / WEIGHT
595.4



70195

AĞIRLIK (kg/m) / WEIGHT
433.6



70441

AĞIRLIK (kg/m) / WEIGHT
280.5



289-300

MOBİLYA

ALUSYSTEMS

Aluminyum Kapı Pencere ve Giydirme Cephe Sistemleri
Aluminium Window Doors and Facade Systems



MİMARİ KATALOG

ARCHITECTURAL CATALOGUE

Aluminyum Kapı Pencere ve Giydirme Cephe Sistemleri
Aluminium Window Doors and Facade Systems



ALUSYSTEMS
Profil Detayları
ALUSYSTEMS
Profile Details

MOBİLYA

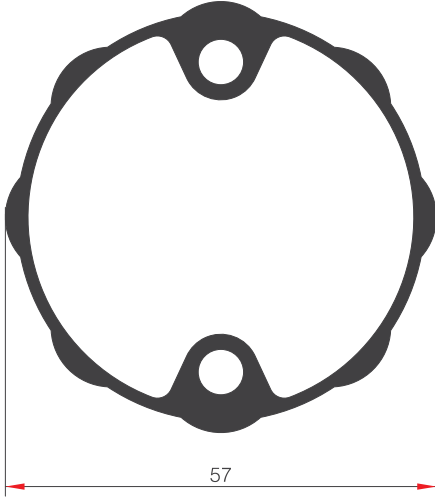
PROFİLLERİ
PROFILES



ALUSYSTEMS

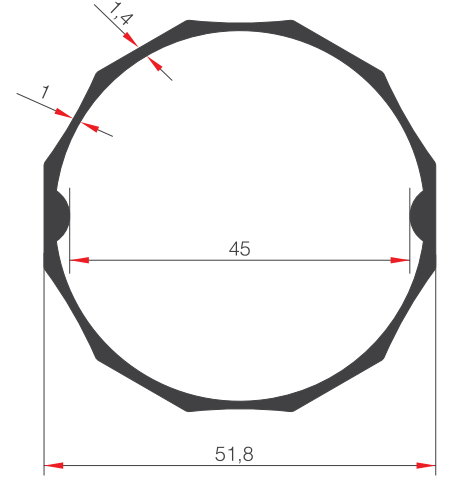
Aluminyum Kapı Pencere ve Giydirme Cephe Sistemleri
Aluminium Window Doors and Facade Systems





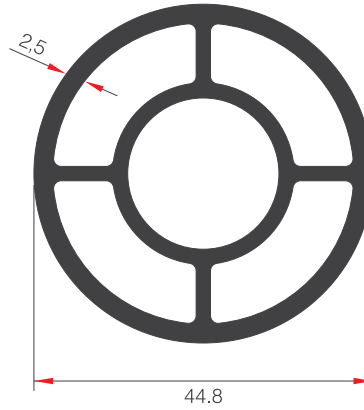
59673

AĞIRLIK (kg/m) / WEIGHT
1309.2



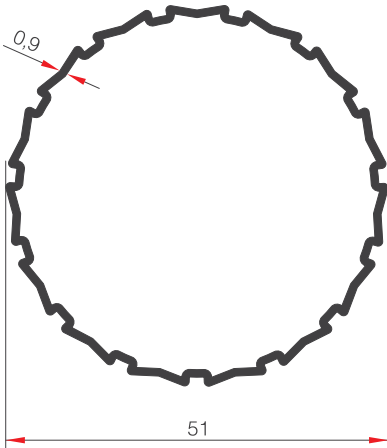
45254

AĞIRLIK (kg/m) / WEIGHT
724,60



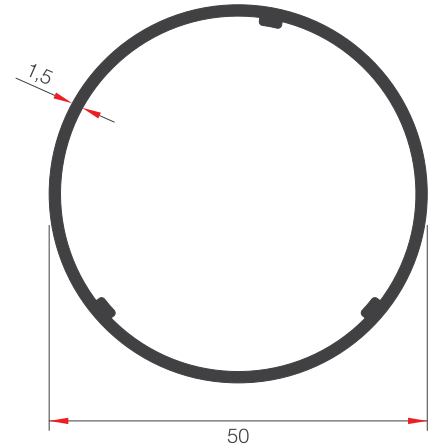
39480

AĞIRLIK (kg/m) / WEIGHT
1446.6



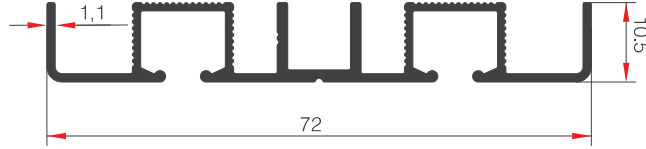
36744

AĞIRLIK (kg/m) / WEIGHT
442,8



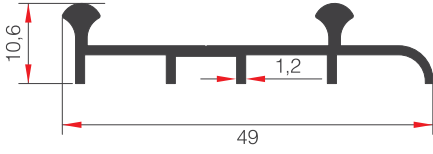
39814

AĞIRLIK (kg/m) / WEIGHT
642.8



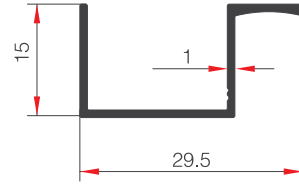
17819

AĞIRLIK (kg/m) / WEIGHT
489



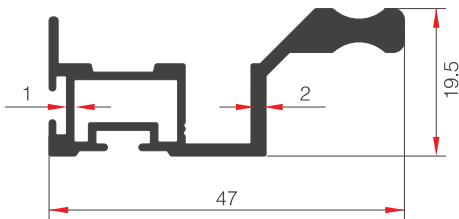
39910

AĞIRLIK (kg/m) / WEIGHT
296,40



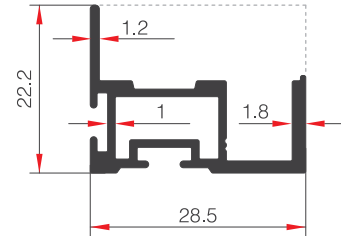
17820

AĞIRLIK (kg/m) / WEIGHT
159



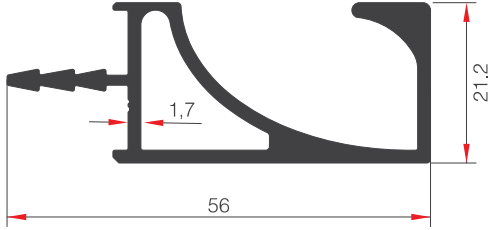
17817

AĞIRLIK (kg/m) / WEIGHT
546



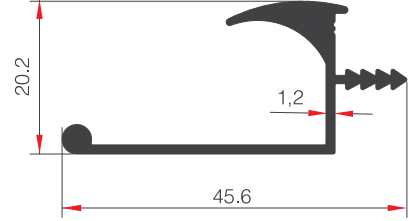
17818

AĞIRLIK (kg/m) / WEIGHT
349



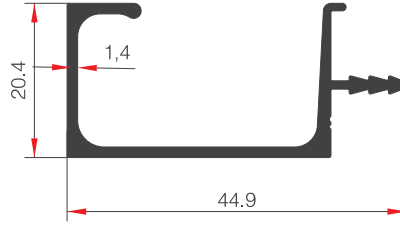
17751

AĞIRLIK (kg/m) / WEIGHT
724



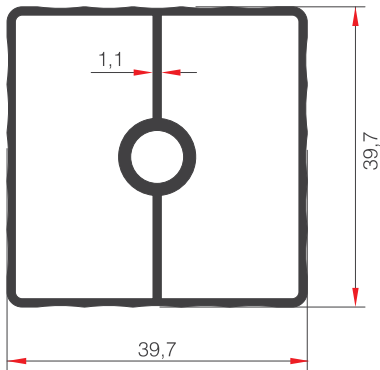
17748

AĞIRLIK (kg/m) / WEIGHT
359



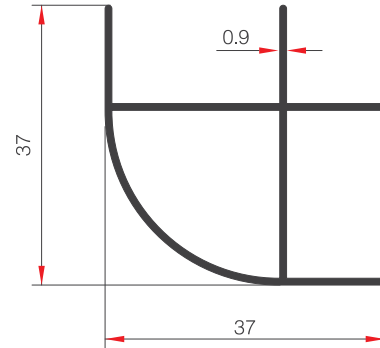
17814

AĞIRLIK (kg/m) / WEIGHT
376



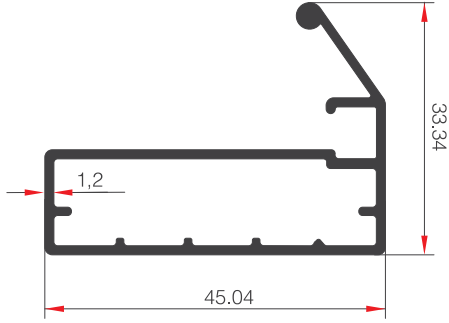
43559

AĞIRLIK (kg/m) / WEIGHT
607,80



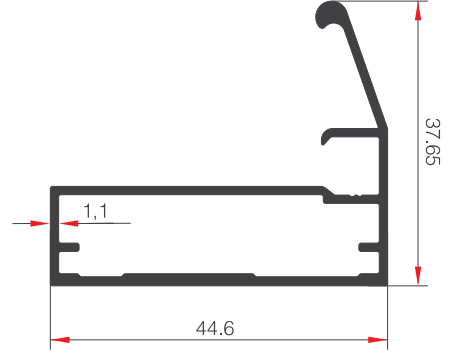
59634

AĞIRLIK (kg/m) / WEIGHT
327.6



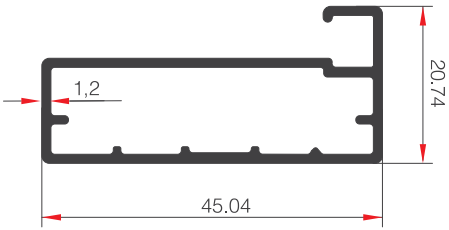
18308

AĞIRLIK (kg/m) / WEIGHT
507



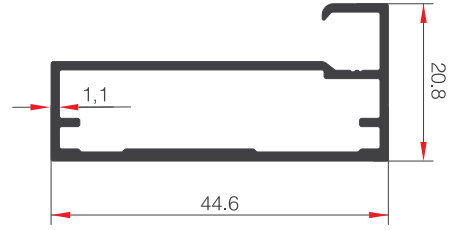
17822

AĞIRLIK (kg/m) / WEIGHT
505



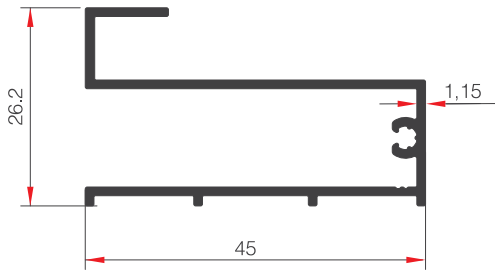
18307

AĞIRLIK (kg/m) / WEIGHT
447



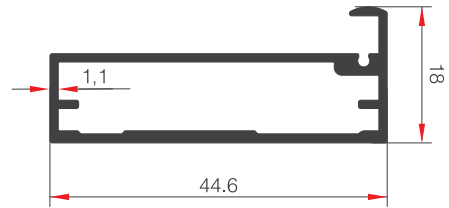
17821

AĞIRLIK (kg/m) / WEIGHT
430



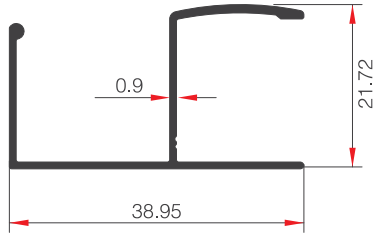
17897

AĞIRLIK (kg/m) / WEIGHT
424



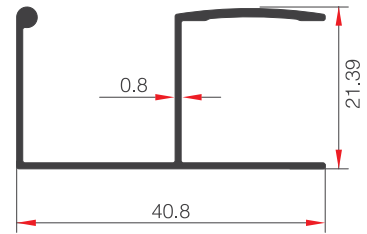
18145

AĞIRLIK (kg/m) / WEIGHT
424



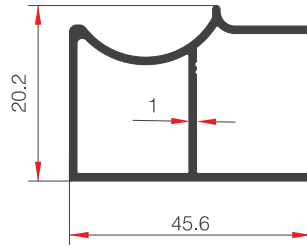
17812

AĞIRLIK (kg/m) / WEIGHT
243



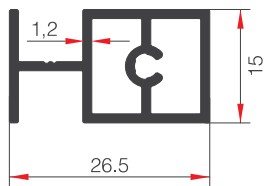
17743

AĞIRLIK (kg/m) / WEIGHT
242



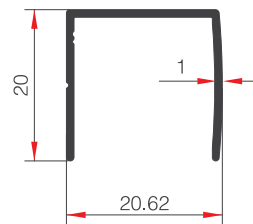
17747

AĞIRLIK (kg/m) / WEIGHT
281



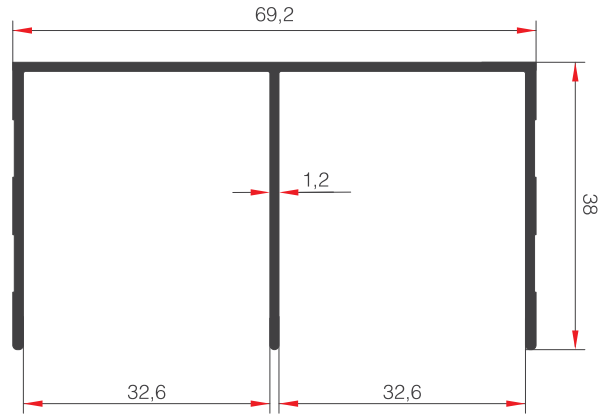
17816

AĞIRLIK (kg/m) / WEIGHT
323



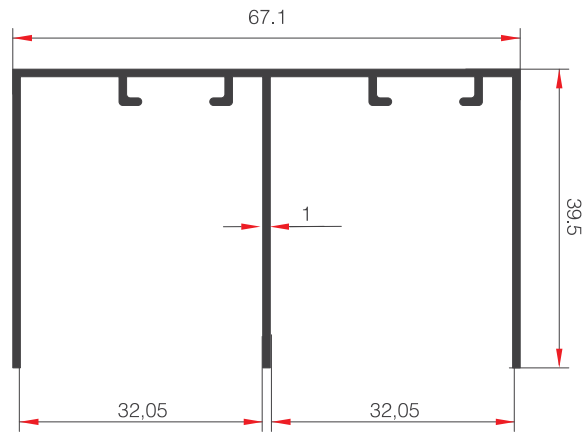
17813

AĞIRLIK (kg/m) / WEIGHT
155



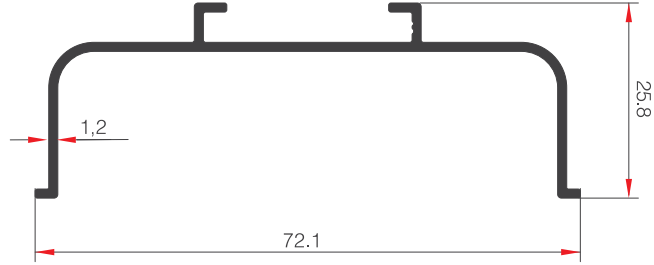
39909

AĞIRLIK (kg/m) / WEIGHT
563



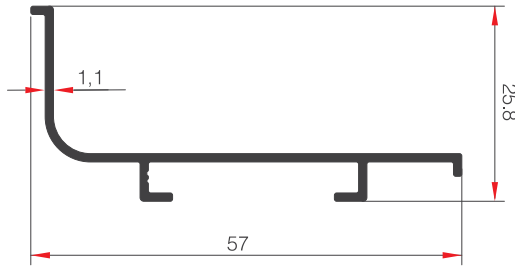
15046

AĞIRLIK (kg/m) / WEIGHT
557



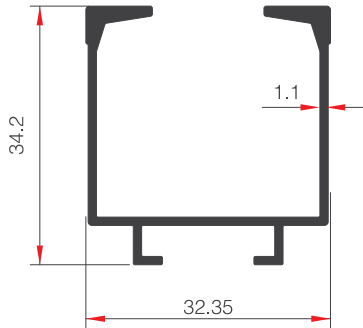
17745

AĞIRLIK (kg/m) / WEIGHT
397



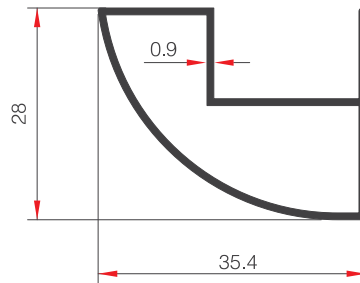
17744

AĞIRLIK (kg/m) / WEIGHT
275



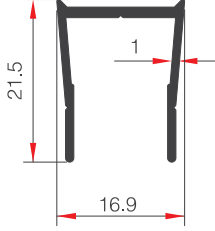
14897

AĞIRLIK (kg/m) / WEIGHT
402



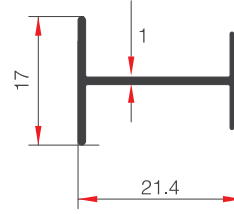
15049

AĞIRLIK (kg/m) / WEIGHT
297



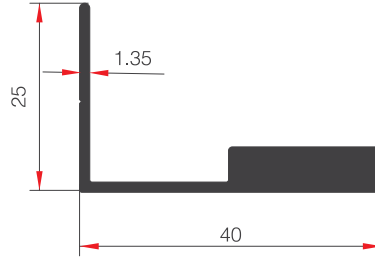
17793

AĞIRLIK (kg/m) / WEIGHT
178



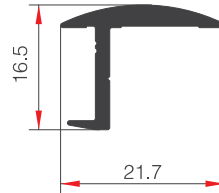
17742

AĞIRLIK (kg/m) / WEIGHT
132




17750

AĞIRLIK (kg/m) / WEIGHT
486



17746

AĞIRLIK (kg/m) / WEIGHT
199



301-306

SİNEKLİK

ALUSYSTEMS

Aluminyum Kapı Pencere ve Giydirme Cephe Sistemleri
Aluminium Window Doors and Facade Systems



MİMARİ KATALOG

ARCHITECTURAL CATALOGUE


Aluminyum Kapı Pencere ve Giydirme Cephe Sistemleri
Aluminium Window Doors and Facade Systems



ALUSYSTEMS
Profil Detayları
ALUSYSTEMS
Profile Details

SİNEKLİK

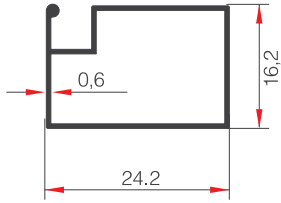
PROFİLLERİ
PROFILES



ALUSYSTEMS

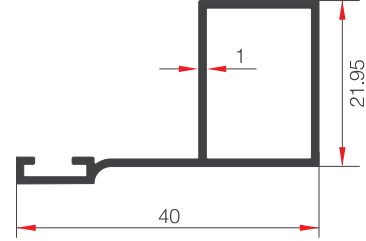
Aluminyum Kapı Pencere ve Giydirme Cephe Sistemleri
Aluminium Window Doors and Facade Systems





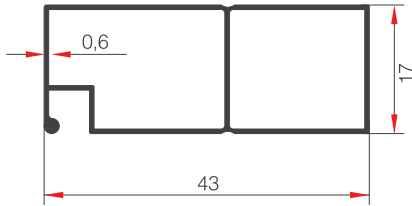
36678

AĞIRLIK (kg/m) / WEIGHT
140.9



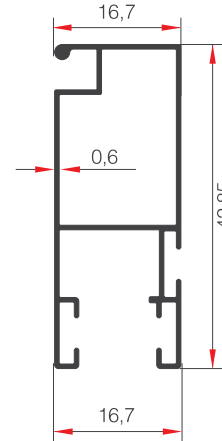
14761

AĞIRLIK (kg/m) / WEIGHT
282



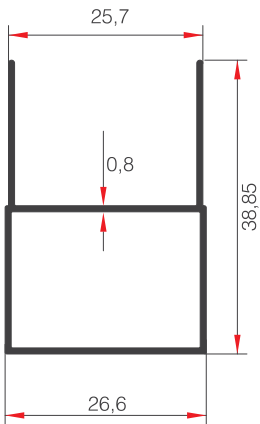
38065

AĞIRLIK (kg/m) / WEIGHT
230.6



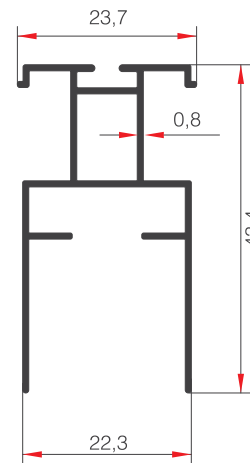
036998

AĞIRLIK (kg/m) / WEIGHT
245.3



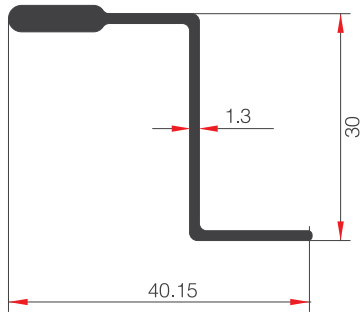
15214

AĞIRLIK (kg/m) / WEIGHT
276



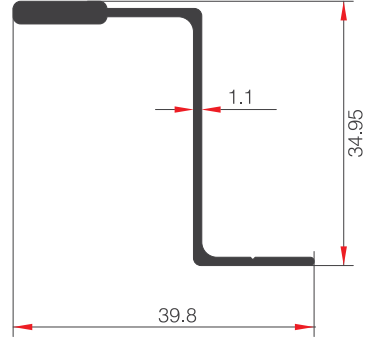
59976

AĞIRLIK (kg/m) / WEIGHT
325.2



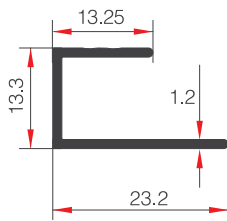
59796

AĞIRLIK (kg/m) / WEIGHT
311.7



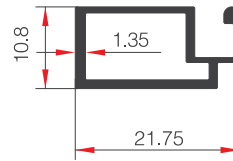
37001

AĞIRLIK (kg/m) / WEIGHT
311.7



14760

AĞIRLIK (kg/m) / WEIGHT
152



14762

AĞIRLIK (kg/m) / WEIGHT
184



307-316

KEPENK

ALUSYSTEMS

Aluminyum Kapı Pencere ve Giydirme Cephe Sistemleri
Aluminium Window Doors and Facade Systems



MİMARİ KATALOG

ARCHITECTURAL CATALOGUE

Aluminyum Kapı Pencere ve Giydirme Cephe Sistemleri
Aluminium Window Doors and Facade Systems



ALUSYSTEMS
Profil Detayları

ALUSYSTEMS
Profile Details

KEPENK

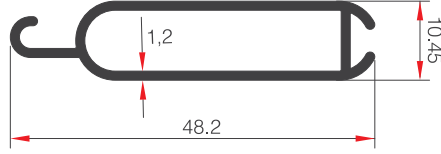
PROFİLLERİ
PROFILES



ALUSYSTEMS

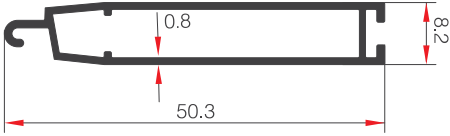
Aluminyum Kapı Pencere ve Giydirme Cephe Sistemleri
Aluminium Window Doors and Facade Systems





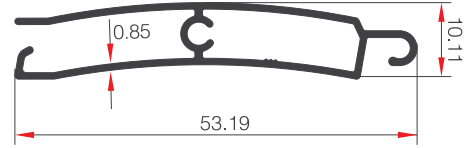
14763

AĞIRLIK (kg/m) / WEIGHT
347



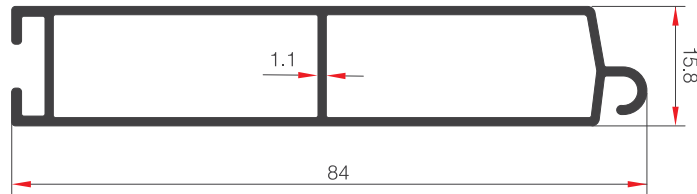
14766

AĞIRLIK (kg/m) / WEIGHT
279



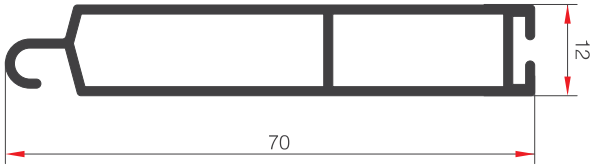
19689

AĞIRLIK (kg/m) / WEIGHT
294



59371

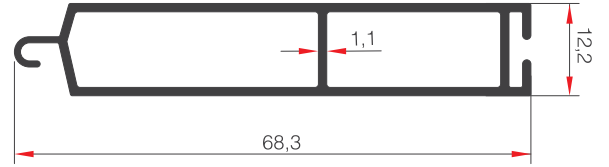
AĞIRLIK (kg/m) / WEIGHT
649,3



29991

AĞIRLIK (kg/m) / WEIGHT

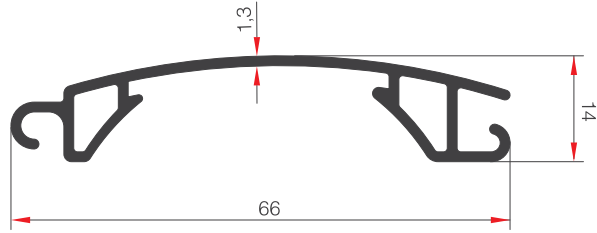
560,10



31428

AĞIRLIK (kg/m) / WEIGHT

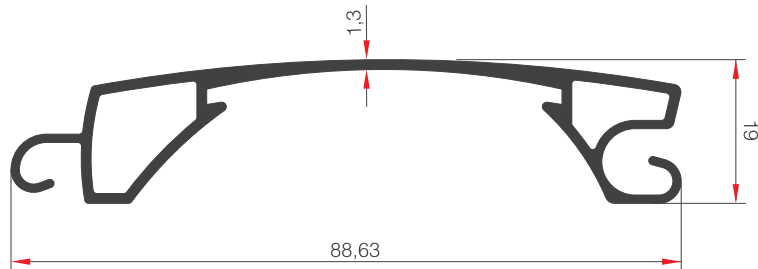
498,60



32648

AĞIRLIK (kg/m) / WEIGHT

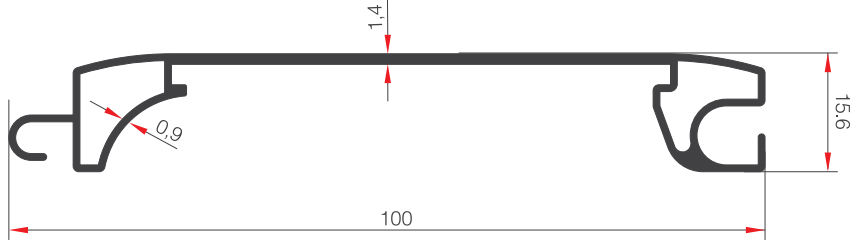
469,40



32649

AĞIRLIK (kg/m) / WEIGHT

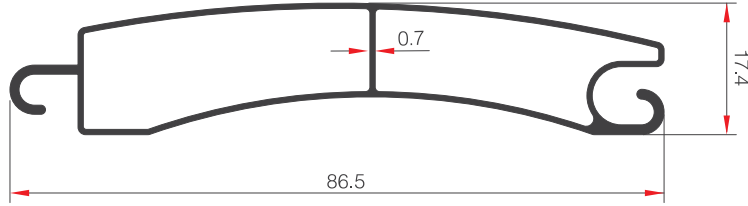
706,50



24554

AĞIRLIK (kg/m) / WEIGHT

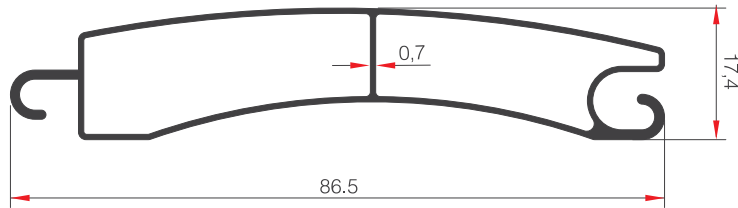
575.9



14946

AĞIRLIK (kg/m) / WEIGHT

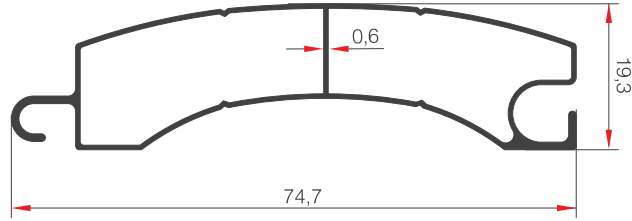
462



37935

AĞIRLIK (kg/m) / WEIGHT

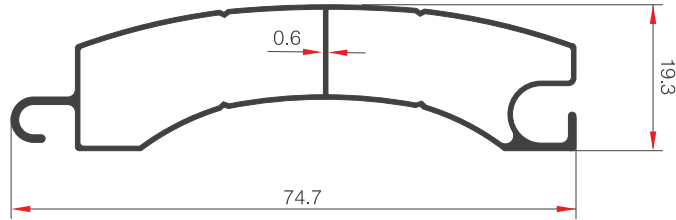
461.5



24030

AĞIRLIK (kg/m) / WEIGHT

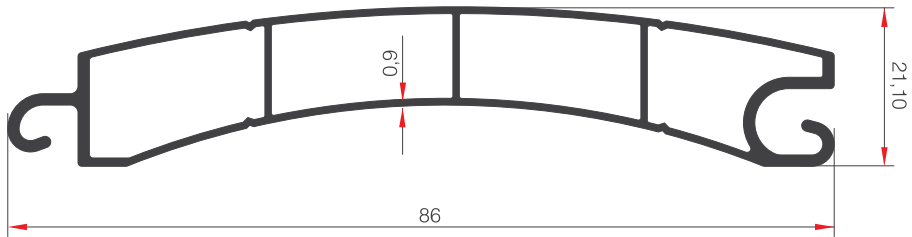
453,3



D 22897

AĞIRLIK (kg/m) / WEIGHT

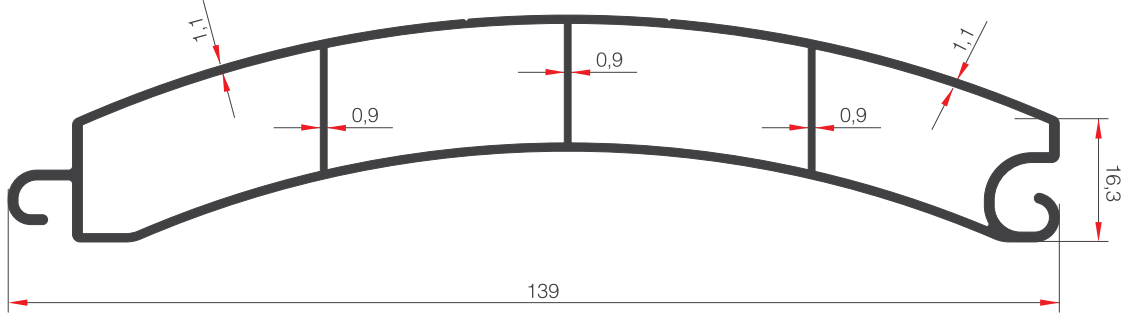
358



30141

AĞIRLIK (kg/m) / WEIGHT

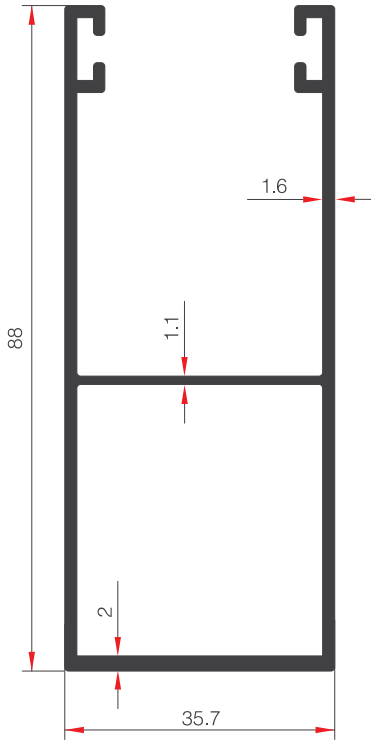
834.4



37294

AĞIRLIK (kg/m) / WEIGHT

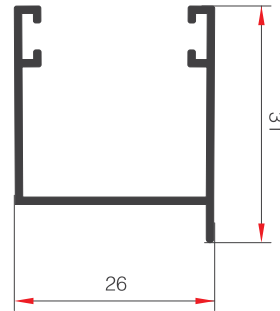
1115.40



59370

AĞIRLIK (kg/m) / WEIGHT

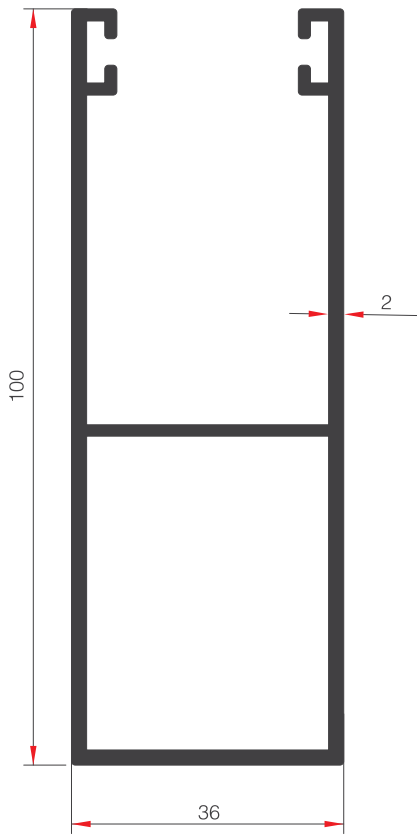
1136.8



47791

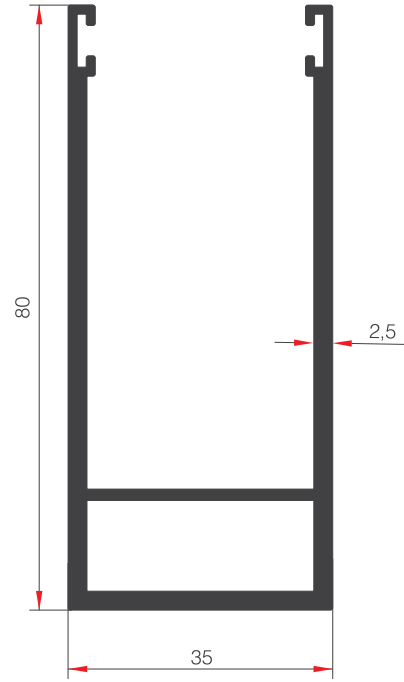
AĞIRLIK (kg/m) / WEIGHT

191,70



31294

AĞIRLIK (kg/m) / WEIGHT
1489.50



024126

AĞIRLIK (kg/m) / WEIGHT
1392.7

317-338

SANAYİ - ÇEŞİTLİ

ALUSYSTEMS

Aluminyum Kapı Pencere ve Giydirme Cephe Sistemleri
Aluminium Window Doors and Facade Systems



MİMARİ KATALOG

ARCHITECTURAL CATALOGUE

Aluminyum Kapı Pencere ve Giydirme Cephe Sistemleri
Aluminium Window Doors and Facade Systems



ALUSYSTEMS
Profil Detayları
ALUSYSTEMS
Profile Details

SANAYİ - ÇEŞİTLİ

PROFİLLERİ

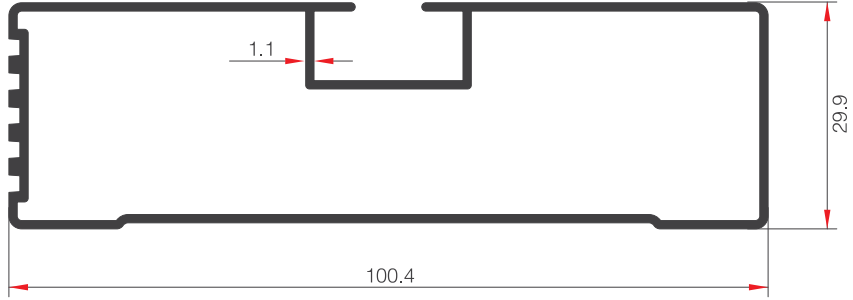
PROFILES



ALUSYSTEMS

Aluminyum Kapı Pencere ve Giydirme Cephe Sistemleri
Aluminium Window Doors and Facade Systems

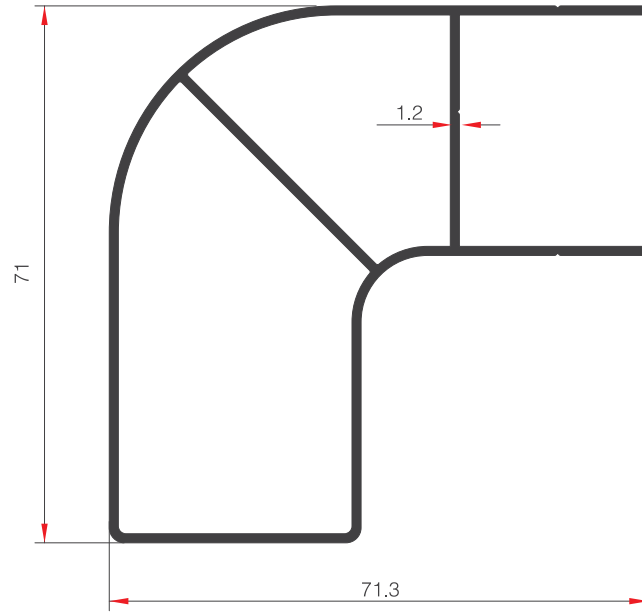




36578

AĞIRLIK (kg/m) / WEIGHT

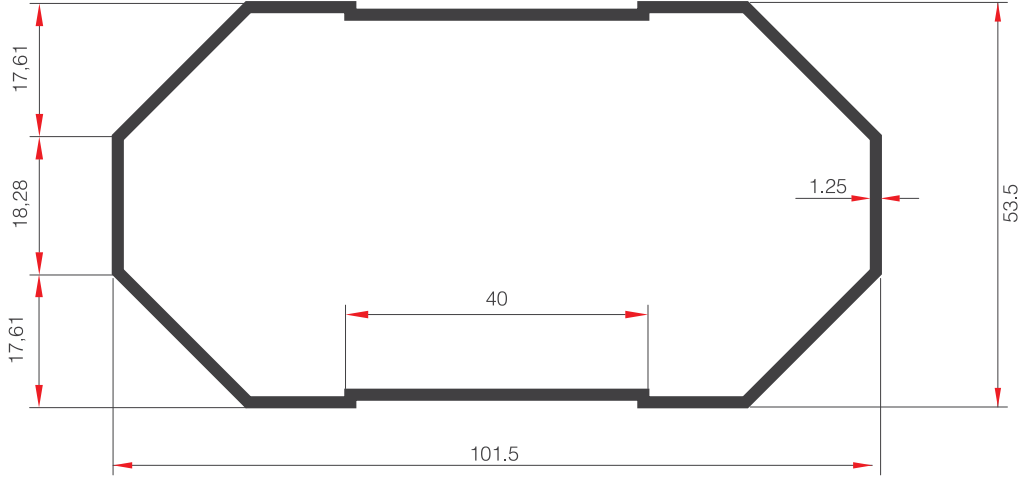
898.4



59437

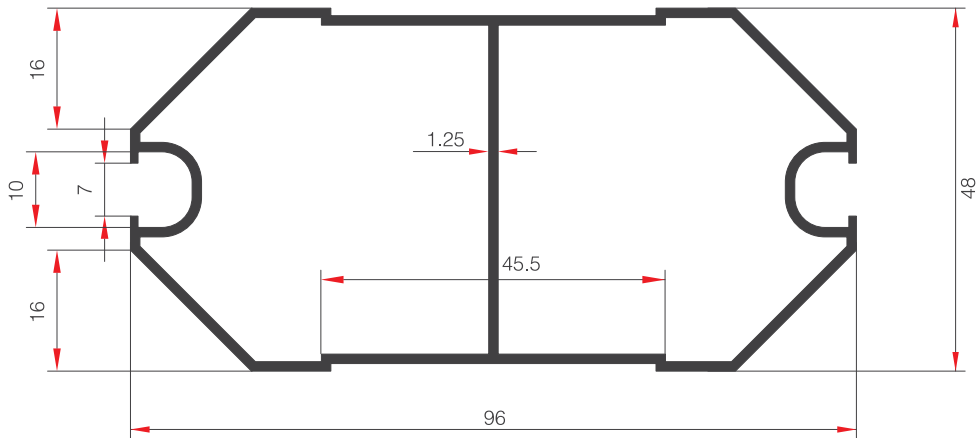
AĞIRLIK (kg/m) / WEIGHT

966.9



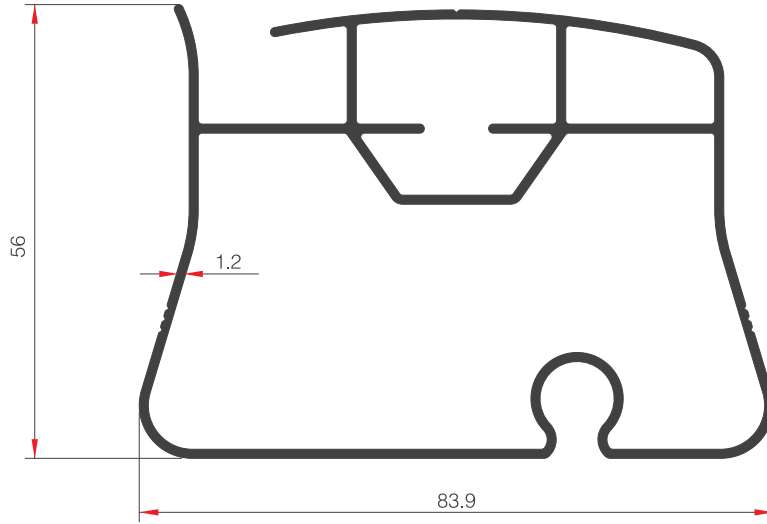
60669

AĞIRLIK (kg/m) / WEIGHT
898.4



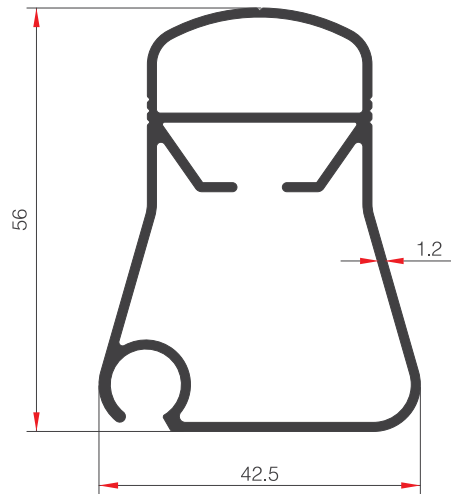
60670

AĞIRLIK (kg/m) / WEIGHT
1094.8



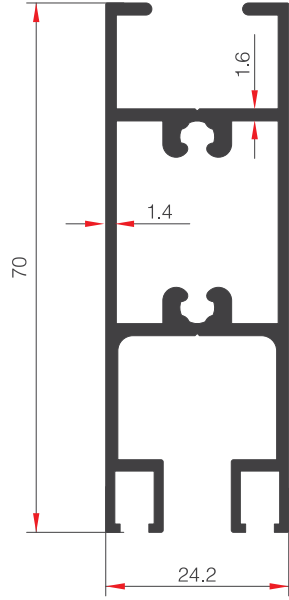
59545

AĞIRLIK (kg/m) / WEIGHT
1294.8



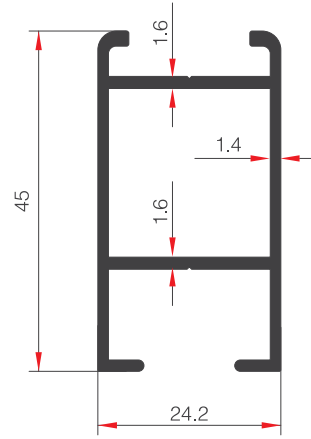
59544

AĞIRLIK (kg/m) / WEIGHT
783.7



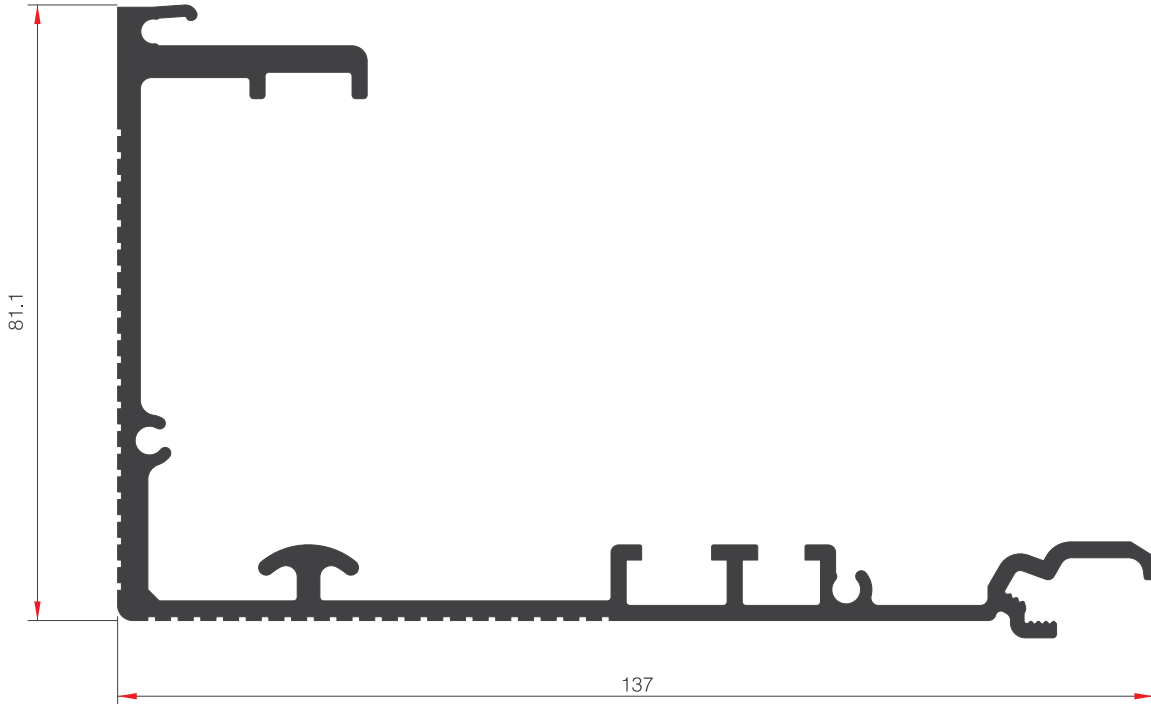
13690

AĞIRLIK (kg/m) / WEIGHT
1019



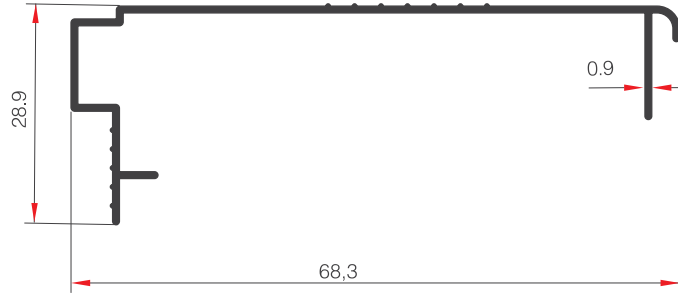
13689

AĞIRLIK (kg/m) / WEIGHT
546



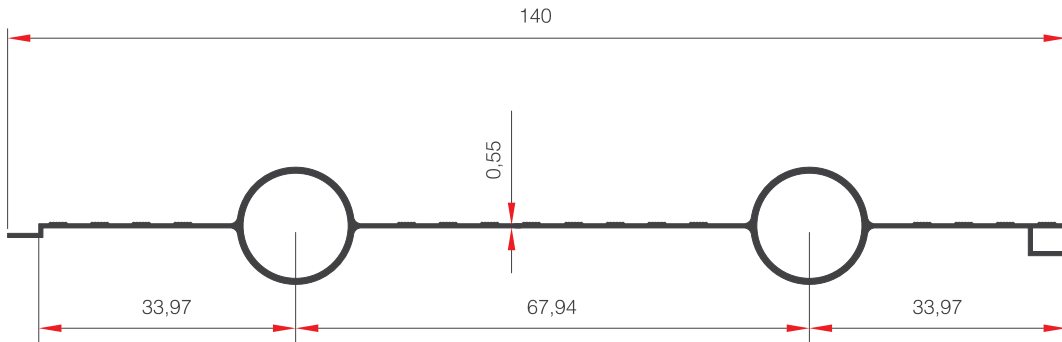
60703

AĞIRLIK (kg/m) / WEIGHT
2314.6



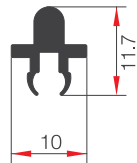
41295

AĞIRLIK (kg/m) / WEIGHT
333,3



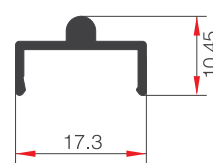
28841

AĞIRLIK (kg/m) / WEIGHT
396,5



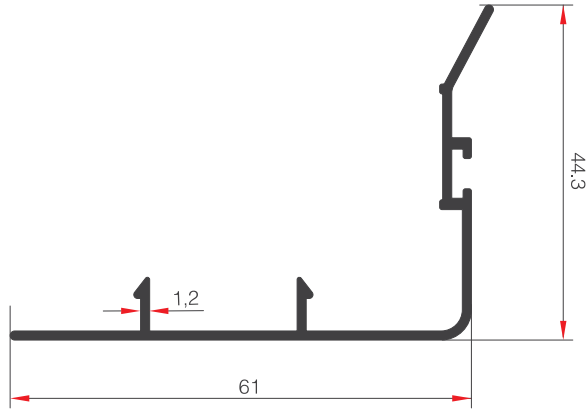
16830

AĞIRLIK (kg/m) / WEIGHT
114



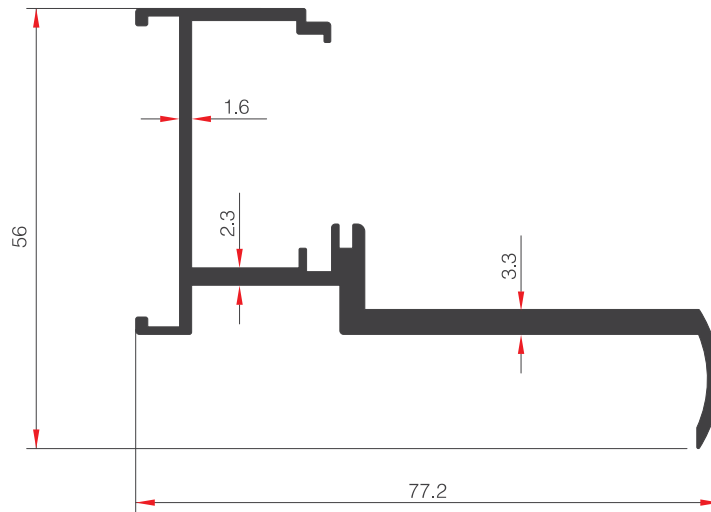
45956

AĞIRLIK (kg/m) / WEIGHT
116,5



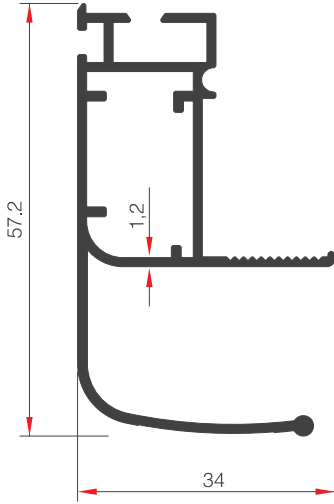
55513

AĞIRLIK (kg/m) / WEIGHT
420.1



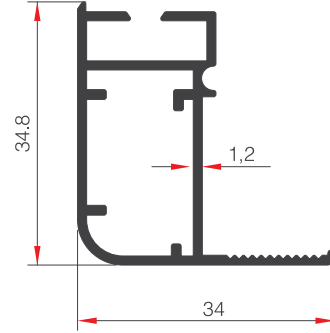
16766

AĞIRLIK (kg/m) / WEIGHT
1039



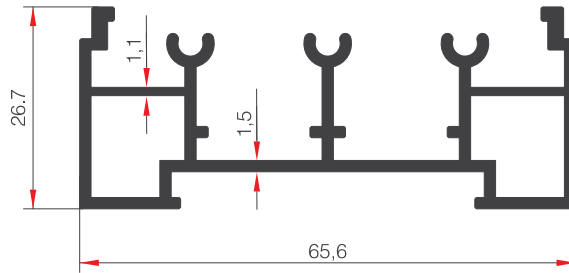
16765

AĞIRLIK (kg/m) / WEIGHT
632



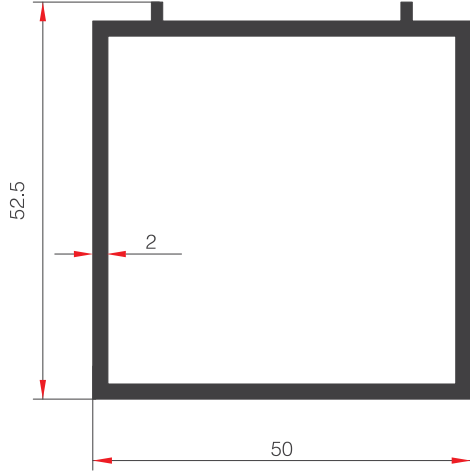
16764

AĞIRLIK (kg/m) / WEIGHT
444



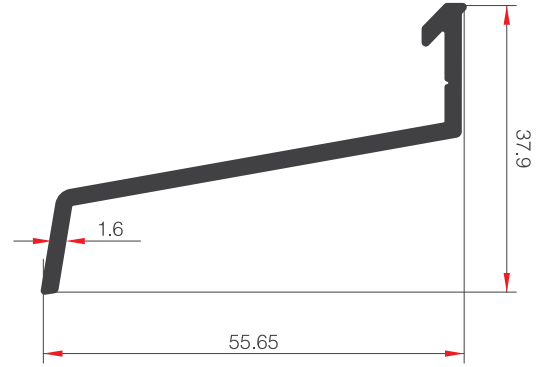
16763

AĞIRLIK (kg/m) / WEIGHT
932



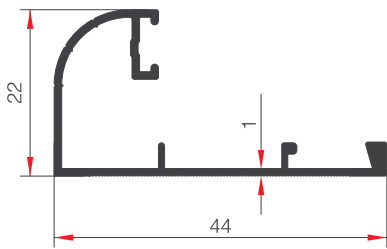
17018

AĞIRLIK (kg/m) / WEIGHT
1061



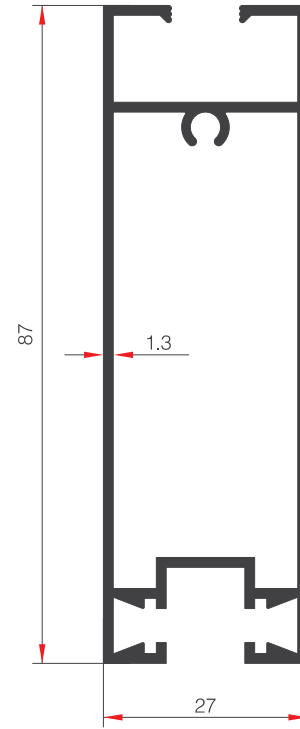
19710

AĞIRLIK (kg/m) / WEIGHT
366



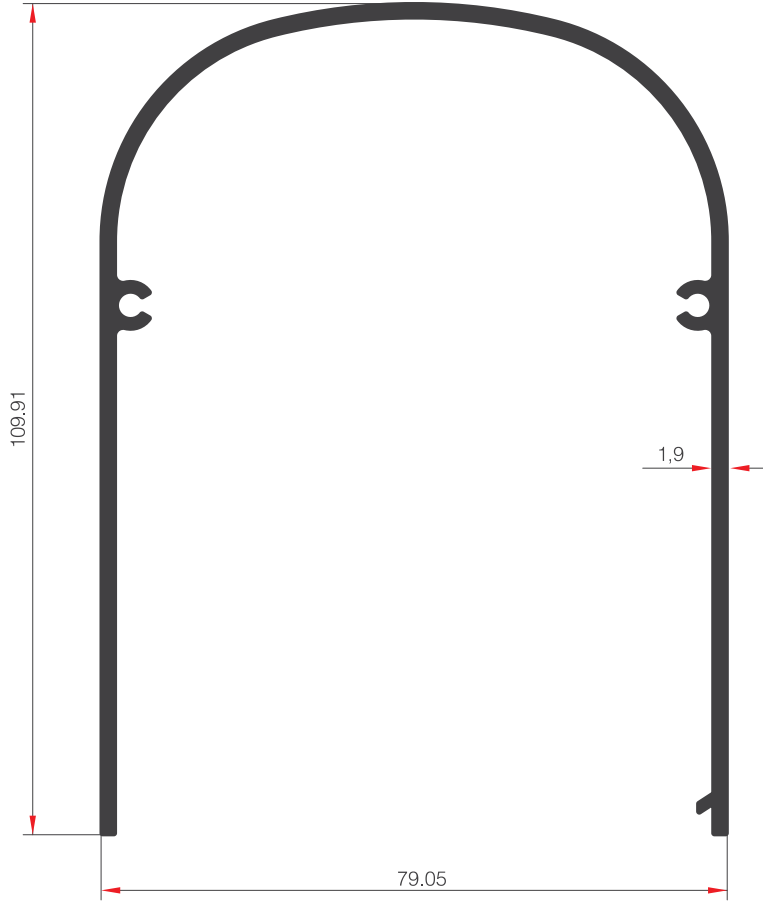
4096

AĞIRLIK (kg/m) / WEIGHT
274



13816

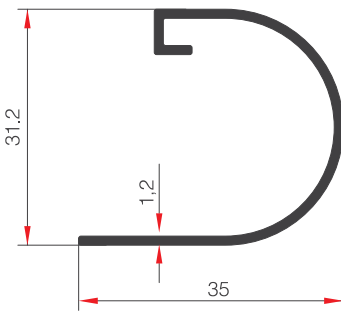
AĞIRLIK (kg/m) / WEIGHT
1002.8



15570

AĞIRLIK (kg/m) / WEIGHT

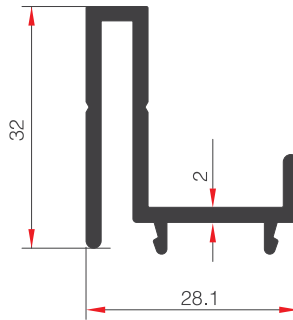
1485



14048

AĞIRLIK (kg/m) / WEIGHT

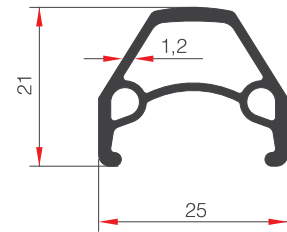
275



17797

AĞIRLIK (kg/m) / WEIGHT

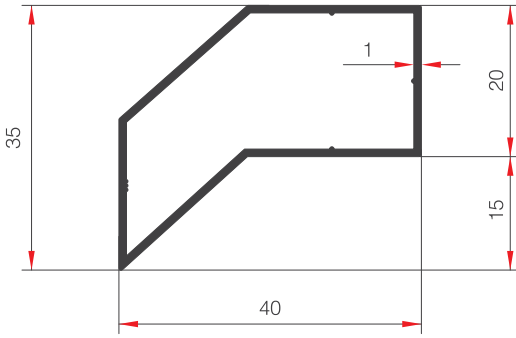
524



17567

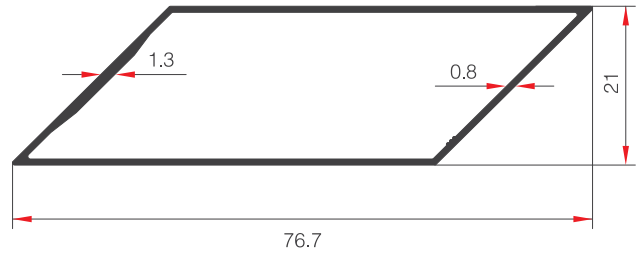
AĞIRLIK (kg/m) / WEIGHT

311



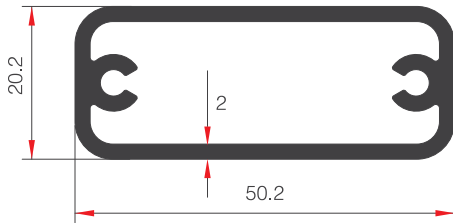
19690

AĞIRLIK (kg/m) / WEIGHT
347



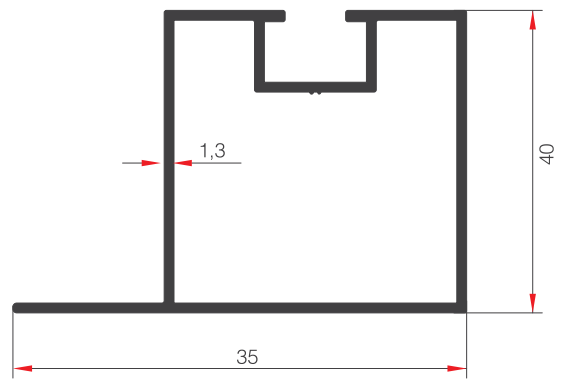
19691

AĞIRLIK (kg/m) / WEIGHT
385



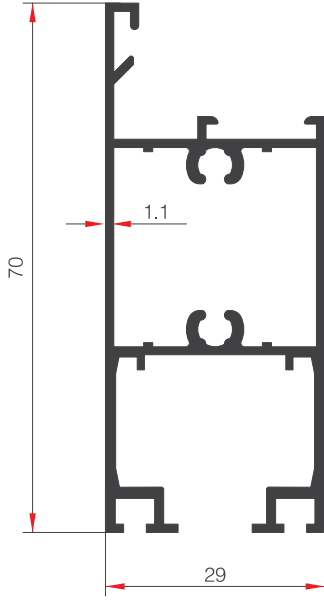
18380

AĞIRLIK (kg/m) / WEIGHT
831



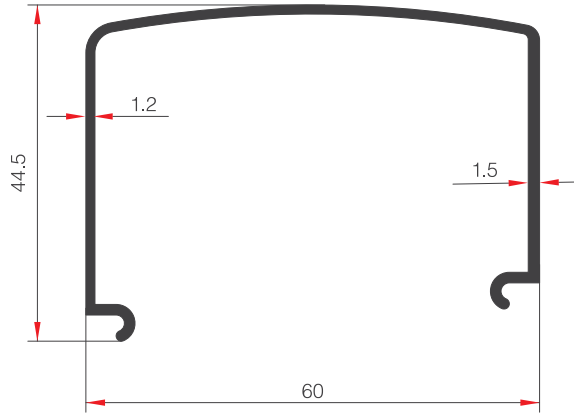
19695

AĞIRLIK (kg/m) / WEIGHT
704



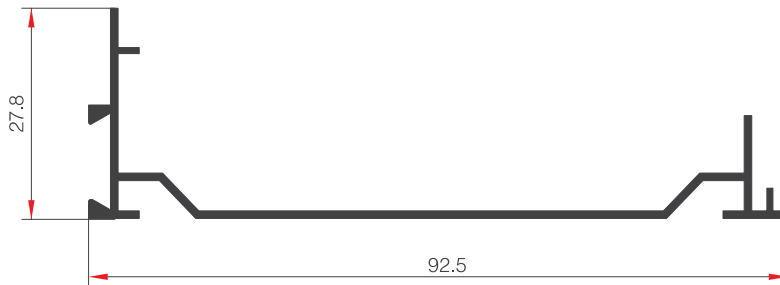
20688

AĞIRLIK (kg/m) / WEIGHT
830



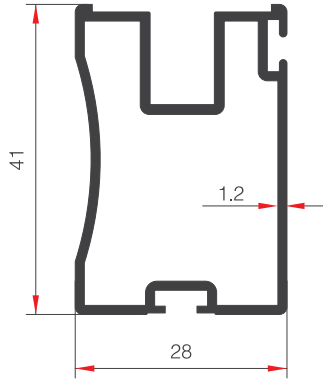
26845

AĞIRLIK (kg/m) / WEIGHT
506.7



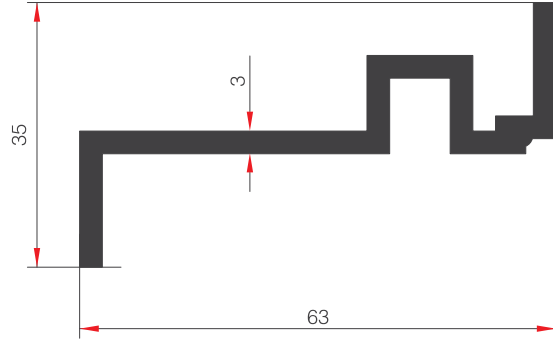
32986

AĞIRLIK (kg/m) / WEIGHT
418.4



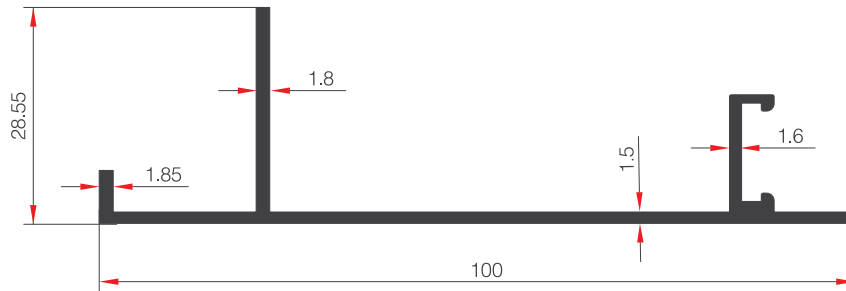
42125

AĞIRLIK (kg/m) / WEIGHT
565



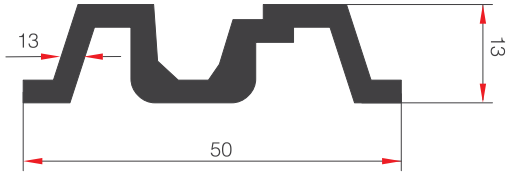
37121

AĞIRLIK (kg/m) / WEIGHT
941.7



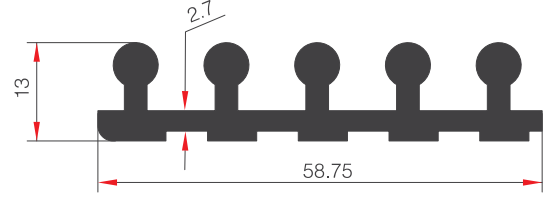
39672

AĞIRLIK (kg/m) / WEIGHT
670.7




56889

AĞIRLIK (kg/m) / WEIGHT
1262.9



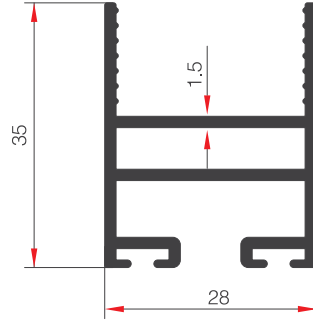
13889

AĞIRLIK (kg/m) / WEIGHT
1057



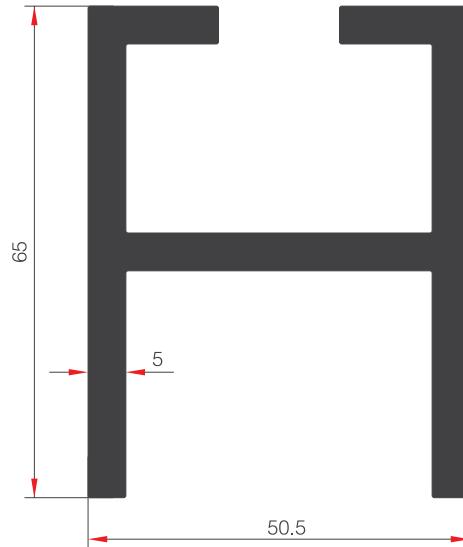
66886

AĞIRLIK (kg/m) / WEIGHT
304.1



60112

AĞIRLIK (kg/m) / WEIGHT
601.6



69188

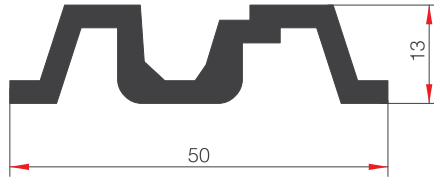
AĞIRLIK (kg/m) / WEIGHT
2642.3



16445

AĞIRLIK (kg/m) / WEIGHT

4780



37122

AĞIRLIK (kg/m) / WEIGHT

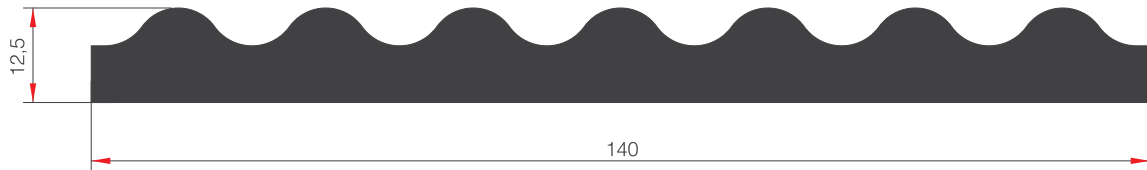
727.3



37506

AĞIRLIK (kg/m) / WEIGHT

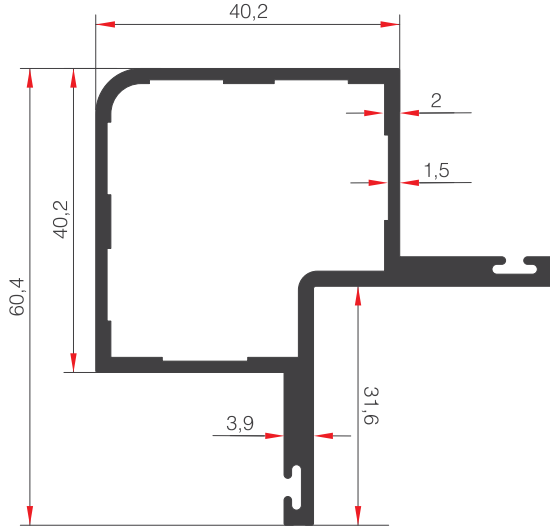
114,90



38503

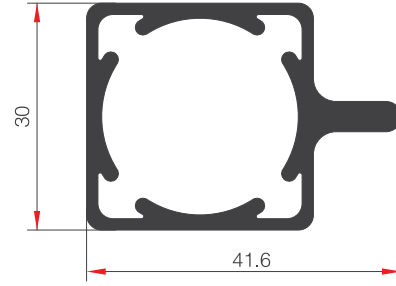
AĞIRLIK (kg/m) / WEIGHT

3763.90



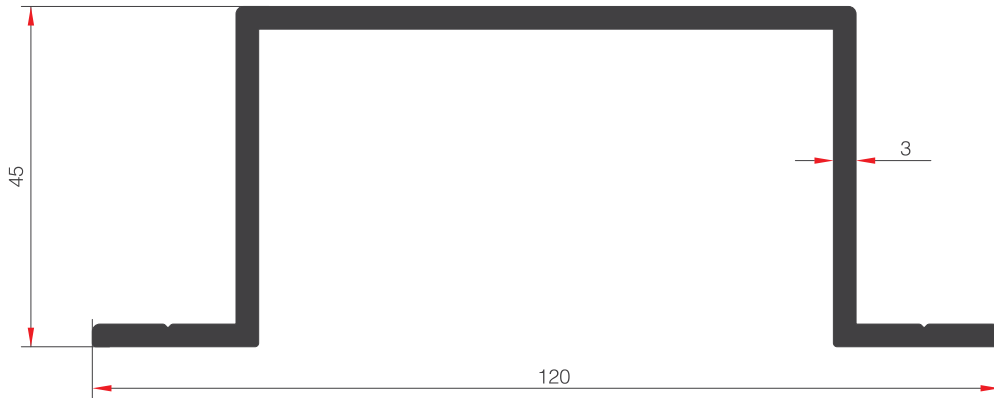
32868

AĞIRLIK (kg/m) / WEIGHT
1101.9



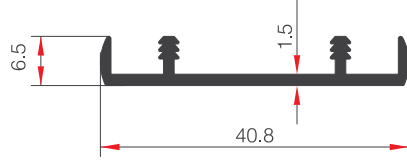
44615

AĞIRLIK (kg/m) / WEIGHT
836.3



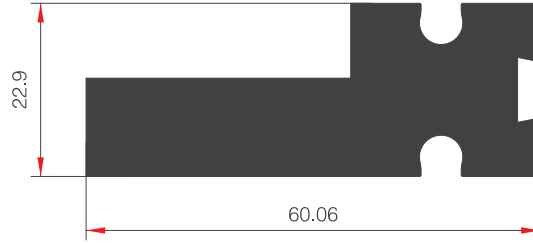
56110

AĞIRLIK (kg/m) / WEIGHT
1654.2



42365

AĞIRLIK (kg/m) / WEIGHT
245.3



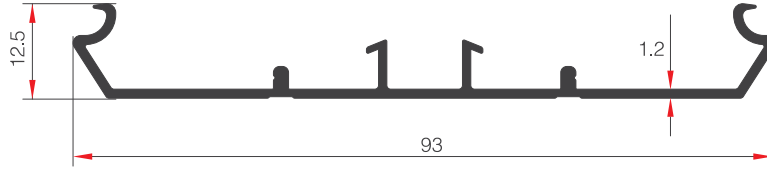
18888

AĞIRLIK (kg/m) / WEIGHT
2576



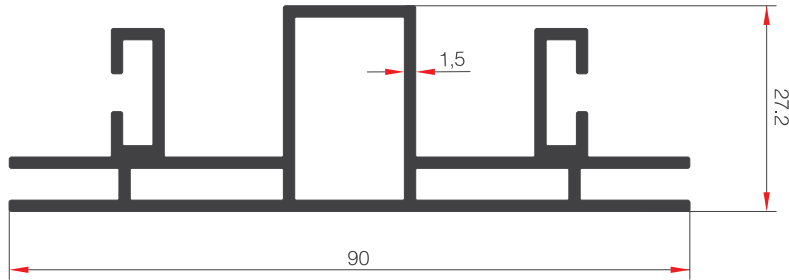
49434

AĞIRLIK (kg/m) / WEIGHT
753.1



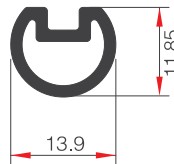
20269

AĞIRLIK (kg/m) / WEIGHT
452



56889

AĞIRLIK (kg/m) / WEIGHT
1262.9



20271

AĞIRLIK (kg/m) / WEIGHT
178

ALUSYSTEMS

Aluminyum Kapı Pencere ve Giydirme Cephe Sistemleri
Aluminium Window Doors and Facade Systems





339-346



SERTİFİKALAR


ALUSYSTEMS

Aluminyum Kapı Pencere ve Giydirme Cephe Sistemleri
Aluminium Window Doors and Facade Systems





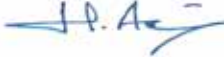


T.C.
TÜRK PATENT ve MARKA KURUMU
MARKA TESCİL BELGESİ
Marka No : 2016 105408 - Ticaret - Hizmet


ALUSYSTEM

Marka Sahibi : OSMAN ÖZEREN (T.C. Kimlik No: 31570643830)
TÜRKİYE CUMHURİYETİ
Yeşilköy Mahallesi Atatürk Caddesi Güneysu Bittiği Dörtüol Hatay

Emtiası : 06 , 40
İlişiktir.

İşbu Marka 26/12/2016 tarihinden itibaren ON YIL süreyle
17/07/2017 tarihinde tescil edilmiştir.


Prof. Dr. Habip ASAN
Türk Patent ve Marka
Kurumu Başkanı

TÜRK PATENT
TÜRK PATENT VE MARKA KURUMU



Markanın Tanımı Description of the Mark
TSE veya/ve TSE veya/ve Т-С-Е

BELGE NUMARASI REFERENCE NUMBER OF LICENCE	0236483-TSE-01/01
BELGENİN İLK VERİLİŞ TARİHİ DATE OF FIRST ISSUE OF LICENCE	04.04.2019
BELGENİN SON GEÇERLİLİK TARİHİ LICENCE VALID UNTIL	04.04.2025
BELGE SAHİBİ KURULUŞUN ADI NAME OF THE LICENCE HOLDER	ÖZEREN ALÜMİNYUM SANAYİ VE TİCARET ANONİM ŞİRKETİ
BELGE SAHİBİ KURULUŞUN ADRESİ ADDRESS OF THE LICENCE HOLDER	YEŞİLKÖY MAH. GÜNEYSU SK. ÖZ EREN ALİMINYUM NO:4 DÖRTYOL HATAY/TÜRKİYE
ÜRETİM YERİ ADI NAME OF THE MANUFACTURING PLACE	ÖZEREN ALÜMİNYUM SANAYİ VE TİCARET ANONİM ŞİRKETİ
ÜRETİM YERİ ADRESİ ADDRESS OF THE MANUFACTURING PLACE	YEŞİLKÖY MAH. GÜNEYSU SK. ÖZ EREN ALÜMİNYUM BLOK NO:4 DÖRTYOL HATAY / TÜRKİYE
İPTAL EDİLEN BELGE NUMARASI (Varsa) INDICATION OF SUPERSEDED LICENCE (if any)	
TESCİLLİ TİCARİ MARKASI REGISTERED TRADE MARK	ALUSYSTEM
İLGİLİ TÜRK STANDARDI RELATED TURKISH STANDARD	TS EN 755-1:2016 / 09.12.2016
BELGE KAPSAMI SCOPE OF LICENCE	

Alüminyum ve alüminyum alaşımlardan imal edilmiş
Ekstrüzyonla imal edilmiş profiller EN AW 6463 alaşımından imal edilmiş.

e-İmza/e-signed

17.04.2024

Belgelendirme Merkezi Başkanı Adına
FATİH KURT

TSE ADANA BELGELENDİRME MÜDÜRÜ

*Bu belge, belgelendirilen ürünün, üretim yerinin Enstitümüzün belirlediği şartları karşıladığını da gösterir.
*Bu belge, hiç bir suretle tahrif edilemez, kısmen veya okunmasını zorlaştıracak şekilde çoğaltılamaz, kopyası ve silinmesi yapılamaz.
*TSE ADANA BELGELENDİRME MÜDÜRLÜĞÜ * Adres: Yakarınar Mah. D-400 Bulvarı No:174 Yüreğir * Telefon: 03224581940-41 * Faks: 03224588243
*TSE BELGELENDİRME MERKEZİ BAŞKANLIĞI, Adres: Necatibey Cad. No:112 06100 Bakanlıklar/ANKARA – Telefon: 0 312 416 64 81 / 416 64 27, Faks:0 312 416 66 17 E-posta: imb@tse.org.tr, web : www.tse.org.tr

<https://evrakkontrol.tse.org.tr/BelgeDegrulama.aspx?p=Şebep30y> adresinden belgenin doğruluğunu ve geçerliliğini sorgulayınız.



1 / 1



Markanın Tanımı Description of the Mark
TSE veya/ve TSE veya/ve ТСТ

BELGE NUMARASI REFERENCE NUMBER OF LICENCE	0236483-TSE-02/02
BELGENİN İLK VERİLİŞ TARİHİ DATE OF FIRST ISSUE OF LICENCE	11.12.2020
BELGENİN SON GEÇERLİLİK TARİHİ LICENCE VALID UNTIL	11.12.2024
BELGE SAHİBİ KURULUŞUN ADI NAME OF THE LICENCE HOLDER	ÖZEREN ALÜMİNYUM SANAYİ VE TİCARET ANAONİM ŞİRKETİ
BELGE SAHİBİ KURULUŞUN ADRESİ ADDRESS OF THE LICENCE HOLDER	YEŞİLKÖY MAH. GÜNEYSU SK. ÖZ EREN ALÜMİNYUM BLOK NO:4 DÖRTYOL HATAY/TÜRKİYE
ÜRETİM YERİ ADI NAME OF THE MANUFACTURING PLACE	ÖZEREN ALÜMİNYUM SANAYİ VE TİCARET ANAONİM ŞİRKETİ
ÜRETİM YERİ ADRESİ ADDRESS OF THE MANUFACTURING PLACE	YEŞİLKÖY MAH. GÜNEYSU SK. ÖZ EREN ALÜMİNYUM BLOK NO:4 DÖRTYOL HATAY / TÜRKİYE
İPTAL EDİLEN BELGE NUMARASI (Varsa) INDICATION OF SUPERSEDED LICENCE (if any)	0236483-TSE-02/01
TESCİLLİ TİCARİ MARKASI REGISTERED TRADE MARK	alusystem şekil
İLGİLİ TÜRK STANDARDI RELATED TURKISH STANDARD	TS 4922 / 15.01.2018
BELGE KAPSAMI SCOPE OF LICENCE	ALÜMİNYUM VEYA ALÜMİNYUM ALAŞIMLARININ ANODİK OKSİDASYON İŞLEMİ İLE KAPLANMASI - KAPLAMA KALINLIĞI SINIFI: AA 10 PARLATMA ÖNİŞLEMİ TATBİK EDİLMİŞ (E0) - KAPLAMA KALINLIĞI SINIFI: AA 10 PARLATMA ÖNİŞLEMİ TATBİK EDİLMİŞ (E2) - KAPLAMA KALINLIĞI SINIFI: AA 10 PARLATMA ÖNİŞLEMİ TATBİK EDİLMİŞ (E3) - KAPLAMA KALINLIĞI SINIFI: AA 10 PARLATMA ÖNİŞLEMİ TATBİK EDİLMİŞ (E6)

e-İmza/e-signed

11.12.2023

Belgelendirme Merkezi Başkanı Adına
FATİH KURT

TSE ADANA BELGELENDİRME MÜDÜRÜ

*Bu belge, belgelendirilen ürünün, üretim yerinin Enstitümüzün belirlediği şartları karşıladığını da gösterir.

*Bu belge, hiç bir surette tahrif edilemez, kısmen veya okunmasını zorlaştıracak şekilde çoğaltılamaz, kazını ve silini yapılamaz.

*TSE ADANA BELGELENDİRME MÜDÜRLÜĞÜ * Adres: Yakapınar Mah. D-400 Bulvarı No:174 Yenigir * Telefon: 03224581940-41 * Faks: 03224588243

*TSE BELGELENDİRME MERKEZ BAŞKANLIĞI Adres: Necatibey Cad. No:112 06100 Bakanlıklar/ANKARA – Telefon: 0 312 416 64 81 / 416 64 27, Faks:0 312 416 66 17 E-posta

imb@tse.org.tr , web : www.tse.org.tr

<https://evrakkontrol.tse.org.tr/BelgeDogrulama.aspx?p=48ypm2o> adresinden belgenin doğruluğunu ve geçerliliğini sorgulayınız.



1 / 1



BELGE NUMARASI REFERENCE NUMBER OF LICENCE	0236483-TSE-03/01
BELGENİN İLK VERİLİŞ TARİHİ DATE OF FIRST ISSUE OF LICENCE	11.12.2020
BELGENİN SON GEÇERLİLİK TARİHİ LICENCE VALID UNTIL	28.10.2024
BELGE SAHİBİ KURULUŞUN ADI NAME OF THE LICENCE HOLDER	ÖZEREN ALÜMİNYUM SANAYİ VE TİCARET ANAONİM ŞİRKETİ
BELGE SAHİBİ KURULUŞUN ADRESİ ADDRESS OF THE LICENCE HOLDER	YEŞİLKÖY MAH. GÜNEYSU SK. ÖZ EREN ALÜMİNYUM BLOK NO:4 DÖRTYOL HATAY/TÜRKİYE
ÜRETİM YERİ ADI NAME OF THE MANUFACTURING PLACE	ÖZEREN ALÜMİNYUM SANAYİ VE TİCARET ANAONİM ŞİRKETİ
ÜRETİM YERİ ADRESİ ADDRESS OF THE MANUFACTURING PLACE	YEŞİLKÖY MAH. GÜNEYSU SK. ÖZ EREN ALÜMİNYUM BLOK NO:4 DÖRTYOL HATAY / TÜRKİYE
İPTAL EDİLEN BELGE NUMARASI (Varsa) INDICATION OF SUPERSEDED LICENCE (if any)	
TESCİLLİ TİCARİ MARKASI REGISTERED TRADE MARK	alusystem şekil
İLGİLİ TÜRK STANDARDI RELATED TURKISH STANDARD	TS EN 12020-1 / 02.03.2010
BELGE KAPSAMI SCOPE OF LICENCE	ALÜMİNYUM VE ALÜMİNYUM ALAŞIMLARI - EN AW- 6060 VE EN AW- 6063 ALAŞIMLARINDAN EKSTRÜZYON İLE İMAL EDİLMİŞ HASSAS PROFİLLER EN AW - 6063 ALAŞIMINDAN İMAL EDİLMİŞ HASSAS PROFİLLER

e-İmzalı/e-signed

04.01.2024

Belgelendirme Merkezi Başkanı Adına
FATİH KURT

TSE ADANA BELGELENDİRME MÜDÜRÜ

*Bu belge, belgelendirilen ürünün, üretim yerinin Enstitümüzün belirlediği şartları karşıladığını da gösterir.
*Bu belge, hiç bir suretle tahfif edilemez, kısmen veya tamamen zorlaştırarak çekilde çoğaltılamaz, kazını ve silini yapılamaz.
*TSE ADANA BELGELENDİRME MÜDÜRLÜĞÜ * Adres: Yakapınar Mah. D-400 Bulvarı No:174 Yüreğir * Telefon: 03224581940-41 * Faks: 03224588243
*TSE BELGELENDİRME MERKEZİ BAŞKANLIĞI, Adres: Necatibey Cad. No:112 06100 Bakanlıklar/ANKARA - Telefon: 0 312 416 64 81 / 416 64 27, Faks:0 312 416 66 17 E-posta: tseb@tse.org.tr , web : www.tse.org.tr

<https://evrakkontrol.tse.org.tr/BelgeDogrulama.aspx?ps=3qwvhrq3> adresinden belgenin doğruluğunu ve geçerliliğini sorgulayınız.



1 / 1



TÜRKAK
TÜRK AKREDİTASYON KURUMU
TURKISH ACCREDITATION AGENCY
tarafından akredite edilmiş



FATİH SULTAN MEHMET VAKIF ÜNİVERSİTESİ
ALUTEAM Alüminyum Test Eğitim ve Araştırma Merkezi

ASTEL(Şube) Akçaburgaz Mah. Akkop San. Sit. 1593.Sok
Esenyurt/İstanbul/TÜRKİYE
Tel: +90(212) 521 81 00 Faks: +90(212) 369 81 64
e-posta: aluteamlab@fsm.edu.tr web: aluteam.fsm.edu.tr



DENEY RAPORU / Test Report

AB-1549-T
ASN/ 053024
05-24

Müşterinin adı/ Adresi: Customer name/address	ÖZEREN ALÜMİNYUM SAN. VE TİC. A.Ş. Yeşilköy Mahallesi Güneysu Sokak No:4 DÖRTYOL - HATAY / TÜRKİYE
Test Talep No / Tarihi Order No. /Date	240430-PR01
Numunenin adı ve tarifi: Name and Identity of test item	SWT 55 Isı Yalıtımlı Sistem / Çift Açılır Pencere SWT 55 Thermal Insulated System / Double Opening Window
Numunenin kabul tarihi: The date of receipt of test item	30.05.2024
Uygulanan Standart/Metotlar Standards/Methods applied	EN 1026, EN 1027, EN 12211 deney metotları kullanılmıştır. EN 1026, EN 1027, EN 12211 testing methods were performed.

Sonuçlar/Results

EN 12207 - Hava Geçirgenliği	Sınıf 3	EN 12207 - Air Permeability	Class 3
EN 12208 - Su Sızdırmazlık	Sınıf 9A	EN 12208 - Watertightness	Class 9A
EN 12210 - Rüzgar Yüklerine Dayanım	Sınıf C1	EN 12210 - Resistance to Wind Load	Class C1

Deneyin yapıldığı tarih:
Date of Test

31.05.2024

Deney Raporu Sayfa Sayısı:
Number of pages of the test report

13

Deney laboratuvarı olarak faaliyet gösteren ALUTEAM TÜRKAK'tan AB-1549-T ile TS EN ISO/IEC 17025:2017 standardına göre akredite edilmiştir.

ALUTEAM accredited by TÜRKAK under AB-1549-T for TS EN ISO/IEC 17025:2017 as test laboratory.

Türk Akreditasyon Kurumu (TÜRKAK) deney raporlarının tanınırlığı konusunda Avrupa Akreditasyon Birliği (EA) ile Çok Taraflı Anlaşma ve Uluslararası Laboratuvar Akreditasyon Birliği (ILAC) ile karşılıklı tanıma anlaşması imzalamıştır.

Turkish Accreditation Agency (TURKAK) is a signatory to the European co-operation for Accreditation (EA) Multilateral Agreement (MLA) and to the International Laboratory Accreditation Cooperation (ILAC) Mutual Recognition Arrangement (MRA) for the recognition of test reports

Bu deney raporu: Firmamıza ulaşan numunelere deney vevveya deneyler uygulanarak elde edilmiştir. Müşteriye ait diğer numuneleri kapsamaz.

This test report was prepared after applying test/tests to the samples that are sent to our company. (Note that this declaration does not involve other samples of the customer.)

Deney ve /veya ölçüm sonuçları, genişletilmiş ölçüm belirsizlikleri (olması halinde) ve deney metotları bu sertifikanın tamamlayıcı kısmı olan takip eden sayfalarda verilmiştir.

The test and/or measurement results, the uncertainties (if applicable) with confidence probability and test methods are given on the following pages which are part of this report.



Tarih/Date

03.06.2024

Hazırlayan/Prepared by

Test Uzmanı
Yaşar AKGA

Onaylayan/Confirmed by

Laboratuvar Koordinatörü
Talha AKYÜREK

Rapor No: 240430-PR01-053024

Bu rapor, laboratuvarın yazılı izni olmadan kısmen kopyalanıp çoğaltılamaz. İmzasız ve mühürlü raporlar geçersizdir.

This report shall not be reproduced other than in full except with the permission of the laboratory. Testing reports without signature and seal are not valid

Dök.No: P22.F001 Yayın T:04.02.2021 Rev.No:01/10.03.2022



FATİH SULTAN MEHMET VAKIF ÜNİVERSİTESİ
ALÜMİNYUM TEST EĞİTİM VE ARAŞTIRMA MERKEZİ
Alüminyum Yapı Sistemleri Test ve Eğitim Laboratuvarı
Akçaburgaz Mah. ALKOP San. Sit.
1593.Sk. NO: 3, 34445 Esenyurt/İSTANBUL
Tel: (0212) 521 81 00 Faks: (0212) 3698164
e-posta: astel@fsm.edu.tr web: astel.fsm.edu.tr



Analiz Raporu
Analysis Report

Deney İsteyen Kurum/Kuruluş (Company/Firm) : ÖZEREN ALÜMİNYUM SAN. VE TİC: A.Ş.
**Firma Adresi (Address) : Yeşilköy Mahallesi Güneysu Sokak No:4 DÖRTYOL-
HATAY/TÜRKİYE**

Rapor Tarihi ve No'su (Report Date / No)	: 17.05.2024 / R0524-01
Numune Geliş / Test Tarihi (Specimen Arrival Date / Test Date)	: 10.05.2024 / 17.05.2024
Numune Kodu ve Matrisi (Sample Code and Matrix)	: N0524-01-01 DWG data
Ortam Sıcaklığı / Nispi Nem (Ambient Temp. / Rel. Humidity)	: -- °C / --%

ÖZEREN ALÜMİNYUM SAN. VE TİC: A.Ş. tarafından Fatih Sultan Mehmet Vakıf Üniversitesi Alüminyum Yapı Sistemleri Test ve Eğitim Laboratuvarına (FSMVU ASTEL) bir (1) adet numune DWG data gönderilmiştir. DWG data içinde bulunan 4 adet kesit ve aşağıdaki 1 adet pencere görünüşüne EN ISO 10077-2 Isıl Performans Analizi yapılmıştır.



ÜRÜN BİLGİLERİ	
Ürün Tipi :	SWT-55 Isı Yalıtımlı Sistem
Ürün Boyutları :	1025 mm x 1530 mm
Kanat Boyu:	956 mm x 1461 mm
Conta Tipi:	EPDM
Cam Tipi:	4/10/4/10/4, Argon, Low-e #2,
Ek Bilgiler:	U _g = 1,11 (W/m ² K)



NOTES / NOTLAR

Date / Tarih

.....

0	1	2	3	4	5	6	7	8	9	10	11	12	13	14	20
															19
															18
															17
															16
															15
															14
															13
															12
															11
															10
															9
															8
															7
															6
															5
															4
															3
															2
															1
															0

Notes / Notlar :

.....

.....

.....

.....

.....

.....



NOTES / NOTLAR

Date / Tarih

.....

0	1	2	3	4	5	6	7	8	9	10	11	12	13	14	20
															19
															18
															17
															16
															15
															14
															13
															12
															11
															10
															9
															8
															7
															6
															5
															4
															3
															2
															1
															0

Notes / Notlar :

.....

.....

.....

.....

.....

.....



NOTES / NOTLAR

Date / Tarih

.....

0	1	2	3	4	5	6	7	8	9	10	11	12	13	14	20
															19
															18
															17
															16
															15
															14
															13
															12
															11
															10
															9
															8
															7
															6
															5
															4
															3
															2
															1
															0

Notes / Notlar :

.....

.....

.....

.....

.....

.....



NOTES / NOTLAR

Date / Tarih

.....

0	1	2	3	4	5	6	7	8	9	10	11	12	13	14	20
															19
															18
															17
															16
															15
															14
															13
															12
															11
															10
															9
															8
															7
															6
															5
															4
															3
															2
															1
															0

Notes / Notlar :

.....

.....

.....

.....

.....

.....



NOTES / NOTLAR

Date / Tarih

0 1 2 3 4 5 6 7 8 9 10 11 12 13 14

20
19
18
17
16
15
14
13
12
11
10
9
8
7
6
5
4
3
2
1
0

Notes / Notlar :

.....

.....

.....

.....

.....



NOTES / NOTLAR

Date / Tarih

0 1 2 3 4 5 6 7 8 9 10 11 12 13 14

20
19
18
17
16
15
14
13
12
11
10
9
8
7
6
5
4
3
2
1
0

Notes / Notlar :

.....

.....

.....

.....

.....